

March 1986 £1.00

# AMSTRAD

## COMPUTER USER

Hovedbanegårdens  
Aviskiosk-Avis I+II  
D.P.B. 31.00

**Hang it On The Telephone**

**Serial Interfaces Checked Out**

**Laser Basic-Games**


**Made Simple**



**Free Business Supplement**

**Preview: Rainbird Music Systems**

**Plus! Pages of News, Reviews and Listings**



**Game of the Month**

**THE STRONGEST VERSIONS OF THE CLASSIC GAMES . . . from good retailers or by mail order**

## 3-D VOICE CHESS


WITH SOFT SPEECH — PATENT APPLIED FOR

### NEW STUNNING TECHNICAL INNOVATION!

Unique new program by Superchess 3.5 Author Chris Whittington. Brings you all the playing power of our original Amstrad Superchess, plus **SPEECH** and **brilliant 3-D graphics**. Specially developed program available only on Amstrad that brings you all the strengths of Superchess enhanced by the latest developments of sound and vision. Saves to Disc.

Beginners to expert levels and classic helpful features:

- ★ Analyse mode
- ★ Problem solving
- ★ Large opening library
- ★ Help Menu
- ★ Change colours
- ★ Recommended move



**ANY AMSTRAD**  
**Cassette £12.95**  
**Disc ..... £15.95**

## BRIDGE PLAYER 3

THE STRONGEST AMSTRAD BRIDGE PLAYER



**NOW** a truly EXCELLENT Bridge program for the Amstrad, written by the Author of our immensely successful Bridge 2 and the new Bridge 3 for the Spectrum.

Play a CHALLENGING AND REALISTIC game of Bridge against the computer with exceptionally strong bidding and play of cards. The Computer can play as DEFENDER or DECLARER, generates random hands, and allows proper bidding in the ACOL system including the Stayman and Blackwood conventions. Then it takes you on, playing both your opponents' hands.

Ideal as a tutor for beginners, and will give highly skilled players an engrossing game.

### FEATURES

- ★ Versatile bidding routines gives you a worthy opponent
- ★ Improve your game — Post-mortem facility allows rebidding and replaying of any hand
- ★ You can review bidding or play to previous tricks while playing a hand
- ★ Input a hand or contracts of your choice to test yourself
- ★ Comprehensive ON SCREEN INFORMATION displays — contract, tricks won so far, cards played in current and last trick, score

- ★ Option to bias the deal to give you and your "partner" more high card points if you prefer to play as declarer
- ★ At any time CLAIM THE REST OF THE TRICKS
- ★ RESTART the play of the cards

**A REALLY STRONG OPPONENT FOR A REALLY GOOD GAME OF BRIDGE**

**ANY AMSTRAD**  
**Cassette £12.95**  
**Disc ..... £15.95**

## DRAUGHTS / CHECKERS

FOR AMSTRAD AND SPECTRUM



Never underestimate the brains needed to master the classic game of ordinary men throughout the world. This dynamite program by Chris Whittington takes you from beginners level to what *Sinclair User* called 'the Karpov of the Draughts world'. Complete with strategic hints, kings and several levels to challenge you.

**ANY AMSTRAD £8.95**

## BACKGAMMON

FOR AMSTRAD AND SPECTRUM

Easy to learn but plenty to challenge you in this high-speed version of the great dice classic. Superb graphics and a very intelligent playing strategy which gives you a run for your money. Complete with rules and tactical hints.



**ANY AMSTRAD £8.95**

### WATCH THIS SPACE

STOP PRESS . . . STOP PRESS . . .

**NEW Amstrad Supercode**  
 — telephone for details

CP SOFTWARE is working now on several new programs to include: more classic games, strategy games, utilities and disc software. We believe in the future of the Amstrad computers and intend to provide quality software for them. Please contact us for further information (SAE) or send in any good programs you think would fit with our style.

CP products are sold in **Boots, WH Smiths** and all good retailers. **Trade enquiries welcome at the address below. In case of difficulty** contact us for instant mail order.

**SPECIAL OFFER . . . .**  
 £1 off any two programs, £2 off any three, by mail order only

## PINBALL WIZARD

FOR AMSTRAD, COMMODORE 64 AND SPECTRUM



Superb, colourful fast-action graphics and sound give this game the feel of a real arcade pin-table. Realistic launch, flippers, bumpers, high-score, bonus scores and freeball features. Be a Wizard!

" . . . I thought that a few minutes would suffice, and then found that a couple of hours had passed and I was still at it. Excellent . . . Pinball Wizard has it made"

CRASH MAGAZINE

"A brilliant idea that's totally absorbing and so addictive . . ."

YOUR SPECTRUM

"The display is well-designed and colourful and ball movement is very realistic."

PERSONAL COMPUTER GAMES

**ANY AMSTRAD £8.95**



**MAIL ORDER** Simply state which programs and send cheque, postal order or Access/Visa number (with expiry date). Telephone for instant credit-card orders. Send SAE for catalogue for catalogue and return postage for submitted programs.

**DELIVERY** by soonest post. Post free in UK. Europe add 80p per program. All other places add £1 per program for surface mail or for Airmail add £2 for first program and £1 for each additional.

**WANTED!** Strong and original programs of an intelligent nature for any of the above computers. Top royalties paid by this reliable company.

5 **News**

## REGULARS

12 **Letters**

17 **Gallup Chart**

The official Amstrad Top 20

98 **Least Significant Bit**

Shows and other happenings

41 **Adventure column**

## FEATURES

Bill Brock guides us through the mazes



46 **Goin' Loco**

Part Two of Alex Martin's series on Basic

51 **Windows**


More things to do with the screen from Richard Sargent

65 **Comms**

Simon Rockman talks to the world with his micro

70 **Roland takes a running jump**


The final instalment



58 **Racer**

Vroom! eerch! crash!

## LISTING



94 **The Amstrad User Shop**

Dodgy deals from ACU

## OFFERS



18 **Hitchhikers/Elite**

Two great science fiction games reviewed

## REVIEWS

22 **Laser Basic**

A comprehensive sprite package



32 **Software reviews**


Battle of the planets, Sweevos World, Spitfire 40 and Spellbound.

81 **Dart lightpen**

A graphic input device

92 **The Music System**

A melody making utility



III **Editorial**

V **Cardbox**

Jeremy Vine opens up this filing system

VIII **ABC letters**

Serious comment

XV **Listen with Locoscript**

Sue Maybee dons her Walkman

XIX **GSXplained**

Ken Clark sheds some light on a murky subject

## ABC

# AMSTRAD COMPUTER USER

169 King's Road, Brentwood, Essex CM14 4EF.  
Telephone: 0277-234434. Telecom Gold: 72:MAG012

Editor: Simon Rockman  
Advertisement Manager: Jane Nolan

The OFFICIAL magazine for users of Amstrad computers

News trade distribution: Europress Sales & Distribution Ltd, 11 Brighton Road, Crawley, West Sussex RH10 6AF. Tel: 0293 27053.

© Amstrad Computer User: No part of this publication may be reproduced without permission. While every effort is made to ensure the accuracy of all features and listings we cannot accept any liability for any mistakes or misprints. The views and opinions expressed are not necessarily those of Amstrad or Amsoft but represent the views of our many readers, owners, members and contributors. We regret that Amstrad Computer User cannot enter into personal correspondence.

**Mini II**  
 Office II  
 AMX Mouse is compatible with all six modules of  
 Word Processor • Database • Spreadsheet  
 Graphics • Communications • Label Printer

# We thought it was about time we put you in the picture.

When we introduced our AMX Mouse to micro-users, the response was phenomenal.

And no wonder!

Hailed by the press as 'probably the best input device that has arrived recently', the AMX Mouse brings to AMSTRAD CPC users, the same sophisticated, positive control that has, until now, been the province of more expensive computers – like the Macintosh.

The fantastic AMX Mouse Package opens up an entirely new and exciting world to AMSTRAD users and comes complete with Mouse, its own interface and these fabulous programs.

## AMX ART

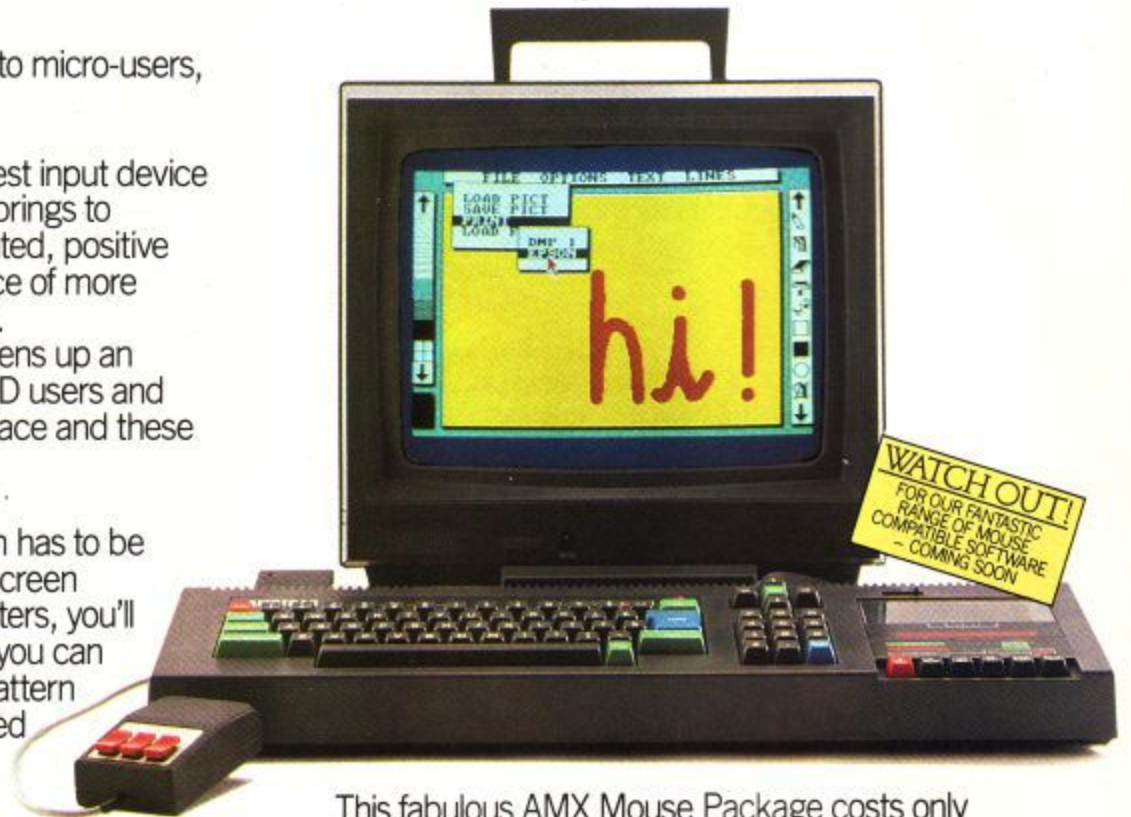
This computer aided, drawing program has to be seen to be believed. Making full use of on-screen windows, icons, pull-down menus and pointers, you'll be simply astonished at the quality of work you can produce, store and print. There is even a pattern design program which gives you an unlimited number of designs for use in your own drawings.

It's a program that can give hours of family fun and at the same time is ideal for serious professional applications.

## AMX CONTROL

Now you can create a 'Mouse' environment in your own programs, AMX Control adds extra commands to normal Basic and features two programs.

1. The machine code program to extend the Basic interpreter which gives you full use of windows, icons and pointers.
2. An Icon designer, an individual program for creating and storing icons for use in your own programs. The number and variety of icons you can create is limited only by your needs and imagination.



This fabulous AMX Mouse Package costs only £69.95, a price as remarkable as the package itself and it includes a fully illustrated operating manual.

The software is supplied on cassette, and 3" Disc. The AMX Mouse Package is compatible with Amstrad CPC 464, CPC 664 and CPC 6128.



Ordering couldn't be easier.

This superb package is available from all good computer dealers or direct using the freepost order form below.

So what are you waiting for?

Get into the picture now!



PLEASE RUSH ME POST FREE \_\_\_\_\_ (Quantity)  
 AMX MOUSE AMSTRAD PACKAGE/S  
 AT £69.95 EACH INCL. VAT AND P & P.  
 I ENCLOSE CHEQUE/POSTAL ORDER FOR £ \_\_\_\_\_  
 OR DEBIT MY  ACCESS   
 (TICK AS APPROPRIATE)  VISA   
 CARD NO.   
 EXPIRY DATE \_\_\_\_\_  
 SIGNATURE \_\_\_\_\_  
 NAME \_\_\_\_\_  
 (BLOCK CAPITALS PLEASE)  
 ADDRESS \_\_\_\_\_  
 \_\_\_\_\_  
 POSTCODE \_\_\_\_\_

**AMX MOUSE**  
 IMAGINATION AT YOUR FINGERTIPS  
 SEND TO: ADVANCED MEMORY SYSTEMS LIMITED,  
 FREEPOST, WARRINGTON WA4 1BR..

FOR INSTANT ACCESS OR VISA ORDERS RING (0925) 602959/602690

CA

# User News...

## Amstrad makes 1,000,000

Sometime in January the one millionth Amstrad computer was sold. There was no fanfare, no presentation, no one even seems to know if computer number 1,000,000 was a 464, 6128 or 8256.

One million is a heck of a lot - do you realise that if all the Amstrad computers were put side by side they would reach from London to Paris (the ones in the middle would get a bit wet).

Some time ago Amstrad had to have new moulds made for the green screen monitors after the originals started to wear out.

Amstrad computers are now sold in nearly every country this side of the Iron Curtain and we have even heard of journalists using them to report back to London from Moscow. If you know of an Amstrad which is put to a good, unusual use, particularly in an industrial application then drop us a line. We have had letters written with a Joyce from all kinds of interesting places - The House of Commons and Rolls Royce to name just two.

## Lovely RITA

Alan Sugar is *the* personality of the year, and that's official.

RITA stands for Recognition of Information Technology Achievement. This year the Awards were sponsored by the BBC Micro Live programme and Carners Exhibitions who organised the Which Computer Show.

## AMX stuff on its way

New software to run in conjunction with the AMX mouse is due for release any time now. AMX Utilities complements the facilities already available with the AMX graphics package.

It includes full page scrolling, cut and paste, and a 'ram disc'. The cassette version will sell for £14.95 and a disc will be £19.95.

Also planned is Pagemaker. Currently getting rave reviews on the BBC, Pagemaker is a typesetting and graphics package which enables A4 pages to be produced. It is intended for making letter headings, posters and newsletters.



## National computer games champ

### has been found

Rian Hulme has just been presented with his trophy for winning the first National computer games championship run by Mikro-Gen.

If you would like to enter the 1986

competition contact Mikro-Gen, Unit 15, The Western Centre, Western Road, Bracknell, Berks. RG12 1RW.

## Galaxians strike back

Those sneaky invaders the Galaxians really got their revenge last month. A couple of the rotters swiped half the listing for Galaxians Revenge when we weren't looking.

So that you can get the program working and wreak havoc in the skies, here are the missing lines:

```
2240 DATA 04,00,03,03,04,03,00,00, 17
2250 DATA 0C,00,00,00,00,00,00, 220
2260 DATA 00,00,00,00,00,00,00, 0
2270 DATA 00,00,00,00,00,00,00, 0
2280 DATA 00,21,30,53,06,0C,C5,00, 821
2290 DATA E5,CD,88,57,FE,00,CA,20, 1145
2300 DATA 55,CD,41,56,3C,3C,3C,3C, 681
2310 DATA 32,FF,51,21,FF,51,00,7E, 1102
2320 DATA 00,3D,BE,FA,29,54,C3,4A, 895
2330 DATA 54,C6,09,BE,F2,32,54,C3, 1052
2340 DATA 4A,54,21,F7,51,00,7E,10, 882
2350 DATA BE,F2,3F,54,C3,4A,54,06, 1146
2360 DATA 08,C3,ED,52,C3,4A,54,CD, 1067
2370 DATA FD,55,00,7E,20,FE,01,CC, 1163
2380 DATA 78,54,FE,02,CC,9C,54,FE, 1158
2390 DATA 05,CC,30,55,FE,06,CC,48, 878
```

While we are owing up to errors there are a couple of other things that readers have drawn our attention to.

**Pak Caverns:** This works perfectly on the 464 but uses the variable name 'frame'. As 'FRAME' is a keyword on the 664 and 6128, used as a variable name it will give a 'syntax error'. The solution is to change all the references to 'frame' to something legal, such as 'fram'.

**Roland Takes a Running Jump:** This works perfectly using a disc system but

causes problems on a cassette system. The solution to this one is to delete the '.bin' extension to the filename in line 140 of listing 2.

On a cassette system, the computer takes the filename to be 'GAME.BIN'. On disc the filename is taken as 'GAME'.

## Computers against drugs

The Softaid tape sold to raise money to aid famine relief in Ethiopia is to be followed by 'Off the Hook'.

This is another games compilation tape where the proceeds will be donated to the fight against drug abuse. Like the Softaid tape, Rod Cousens, managing director of Electric Dreams, has organised the release.

He has lined up an impressive list of contributing software houses including Activision, Beyond, Elite, Firebird, Gremlin Graphics, Melbourne House, Ocean and US Gold. A tape will be available in the spring for £6.99 but there is no word about which machines it will be available for.

It is hoped that the sale of the tape will bring in at least £100,000. The Softaid tape raised £322,000 for the Ethiopian Famine Appeal.

**MASTER**  
The Disk  
—Distributor

**SJB**

**3" MICRODISKS**

**10 Amsoft 3"CF2**

**Microdisks**

Suitable for all Amstrad  
Disk Drives

**\*Only\***

**£39.95**

Inc VAT

**1 MEGABYTE  
DISKS**

**10 Amsoft  
3" CF2-DD**



**1 MEGABYTE  
Microdisks**

Suitable for your PCW 8256  
Second Drive

**Only  
£59.95**  
Inc. VAT

Officially Appointed Distributor  
For AMSOFT 3"CF2 Microdisks

Officially Appointed Distributor  
For AMSOFT 3"CF2 Microdisks



**DISKS**

**11 Quandle Drive  
Nottingham NG8 1BN**

**0602-782310**

**3"CF2-DD Microdisks at £59.95 ea**

**3"CF2 Microdisks at £39.95 ea**

**0602-782310**

**0602-782310**



Please send me... boxes) of:

Name

Address

Telephone

Post Code

Account No

Despatch

Free!! Same Day

Access

## Winners of the AMX mouse competition

If you entered our AMX mouse competition – and loads of people did – then here are the results you have been waiting for. There were 14 differences between the two pictures.

AMX mice will be scampering to: M. Parsons, Ashford, Middlesex; B.G. Ewart, Cosby, Leicestershire; David Parish, Bideford, N. Devon; L.J. Dundon, Reading, Berks; A. Greenway, Blackheath, London; S. Lailey, Yeovil, Somerset.

## Away the lads (with the stamps)

Amsoft Mail Order and the Amstrad User Club has relocated to Sunderland. Their new address is:

AMSOFT  
Victoria House  
PO Box 10  
Sunderland  
Tyne and Wear SR1 3PY  
Phone number: 0783 673395.

Any enquiries should be sent to this new address. They are bound to be in a bit of a muddle to start off with so don't be too annoyed if they take an extra couple of days to send you the stuff. They talk in hushed tones of some really exciting things happening in the middle of February.

## Unwanted

Not for sale. Classified adverts in ACU. Don't reply to Box no. 464.

Sorry we are no longer taking classified adverts or semi-display. The smallest ad we can take is an eighth of a page. For further details phone Jane Nolan on (0277) 234434.



## Kiwi make the connection

Now all the Amstrad computers can receive Prestel. KiwiSoft have recently released KiwiChat, a terminal program which works with the Amstrad CPS8256 interface on the Joyce.

The software allows you to use your modem to connect to Prestel or Viewdata. There are no colours of course – because of the monochrome screen – but all the graphics and screen positioning are there.

The program also has an ordinary terminal mode with buffered receiving and transmission of files catered for. Another menu option saves your most useful hardware configurations to disc for you to call up next time you use it.

KiwiChat costs £39.95 and you can reach KiwiSoft at 27 Old Highway, Hoddesdon, Herts, EN11 0LS.



## Super Show

THE second Amstrad Computer Show held at the Novotel, Hammersmith, turned out to be a roaring success. The 'cellar' in which the first show was held had been abandoned by the organisers in favour of the more upmarket hall upstairs. Despite the additional room, the show was often crowded and difficult to move in. However, tempers survived and most people got to see the things they wanted.

Amstrad's stand was particularly busy as people clamoured to see the machines on show. There were a large number of enquiries about the complexities of the 8256 and Locoscript.

Dk'tronics were showing their range of peripherals and there was a great deal of interest in their new memory expansion packs. Another company showing an expanded Arnold were Screens who were exhibiting the Vortex 512k expansion pack. This had some very impressive demonstration software running.

Communications is an area where there is growing interest and several new products for the Amstrad were being shown. Pace were showing their Prestel package for the PCW8256, including modem and Honeysoft software. KDS were showing their new Prestel software for the CPC range.

Business software for the 8256 and 6128 was well represented. Digital Research, suppliers of CP/M, were showing latest versions of DR Draw and DR Graph. Sagesoft had their range of software for the 8256 while Arnor and Tasman were selling their utilities and word processors.

Of course Newstar had a stand and they were obviously doing well selling New Word and their other titles.

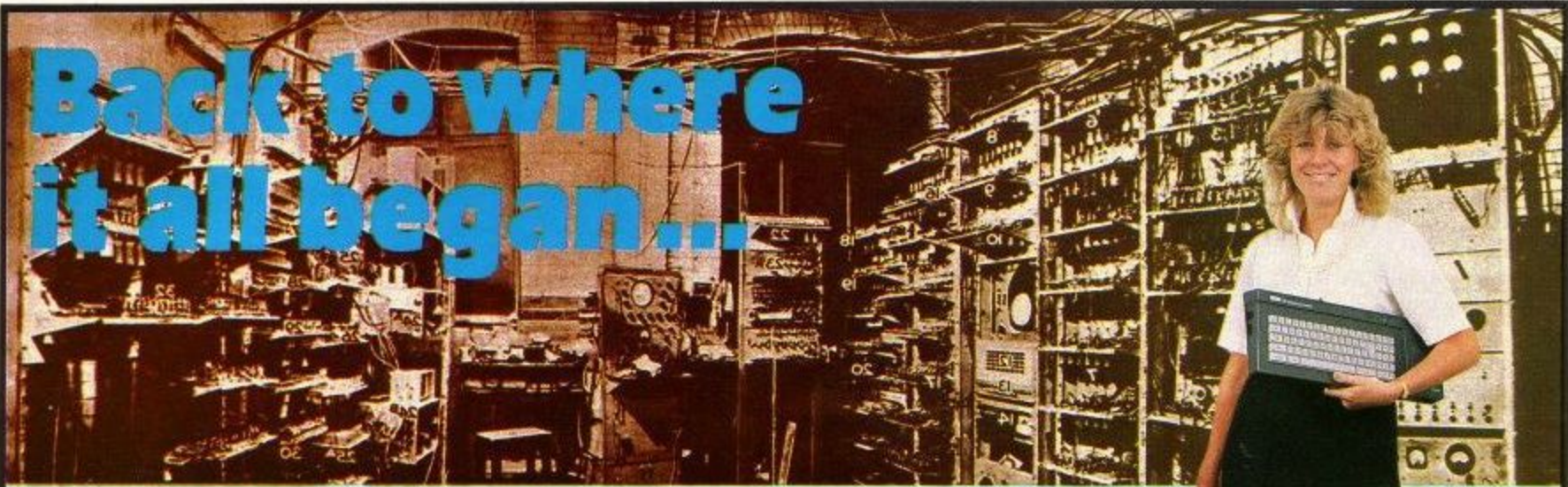
Database Publications who organise the show had a stand near the main entrance and were selling their own software titles. Database intend to stage another show in Manchester in March so see you there.

DAVE and PAM

by ALEX & SPITAL



# Back to where it all began...



On June 21, 1948, a group of distinguished scientists witnessed the birth of the world's first stored program computer, pictured here. Built mainly out of war surplus thermionic valves, it proved to be far too large for the room in which it was to be housed and so overflowed into the corridor. It was known as the Manchester Mark 1.

**NOW - nearly 30 years later - the city which saw the birth of the computing revolution is about to host an event dedicated to a range of machine no bigger than typewriters and costing only a fraction of the price, yet infinitely more powerful than their giant granddaddy. For this is to be the...**

**FIRST NORTHERN**

# AMSTRAD COMPUTER SHOW

Organised by Database Publications

The first two Amstrad Computer Shows played to packed houses in London. Now the event comes to Manchester, and with even more to offer...

- New hardware and software products galore.
- Special offers from all the leading companies.
- Free helpful advice from the Amstrad experts.

**If you own an Amstrad - or are just thinking about buying one - this is the show you cannot afford to miss!**

**New Century Hall,  
New Century House,  
Corporation Street,  
Manchester M60 4ES**

**Saturday, March 22 - 10am to 6pm  
Sunday, March 23 - 10am to 5pm**

**Avoid the queues!**

**Get your ticket in advance and**

**SAVE £1 A HEAD!**

### Advance ticket order

Please supply:

- Adult tickets at £2 (save £1) ..... £ \_\_\_\_\_
- Under-16s tickets at £1 (save £1) ..... £ \_\_\_\_\_
- Total £ \_\_\_\_\_

Cheque enclosed made payable to Database Publications Ltd.

Please debit my credit card account:

Access \_\_\_\_\_

Visa \_\_\_\_\_

**Admission at door:  
£3 (adults), £2 (under 16s)**



New Century Hall, Manchester  
March 22-23

Post to: Amstrad Show Tickets,  
Europa House, 68 Chester Road,  
Hazel Grove, Stockport SK7 5NY.

Name .....

Address .....

Signed .....

**PHONE ORDERS: RING SHOW HOTLINE: 061-429 7931**

Please quote credit card number and full address + Ref. ACU 3



# PROTEXT

## FOR AMSTRAD 464/664, 6128

### THE ULTIMATE AMSTRAD WORD PROCESSOR!!

PROTEXT is without doubt the most sophisticated word processor you will find on any home micro. It is of comparable standard to business packages costing over £200 but has been developed for the AMSTRAD 464/664 and 6128 machines and is 100% machine-code. We know that PROTEXT is the fastest program of its type currently available (eg global search and replace on a three page file in under a second!). Bearing in mind the range of features included and their ease of use, this package is rightly acclaimed as the No. 1 word processor for Amstrad owners. Compare these features and benchmarks with any other similar products.

#### PROTEXT FEATURE SUMMARY

- File commands** - Super fast Load, Merge and Save, Cat, Print (to printer/screen/file).
- Cursor Movement** - By character/word/line/paragraph/screen, to start or end of line, to start or end of text, to line number, to place marker, to margin.
- Inserting and deleting** - Insert/overwrite mode, insert character or line, delete character forwards or backwards, delete word.
- FIND and REPLACE** - Wildcards, all or part of text, case specific, whole word or part of word, find control codes.
- Block commands** - Move/copy/delete/save/print/format.
- Markers** - 2 block markers and 10 place markers may be set anywhere.
- Formatting** - Word wrap, right justify, variable left and right margins.
- Ruler lines** - Unlimited number of ruler lines to define margins and tabs.
- Print options** - Headers/footers, page numbers, variable line spacing, variable page length and margin sizes, conditional page throws, odd and even page features, continuous or single sheets, multiple copies.
- Printer features** - Including emphasised, condensed, double-strike, elite, italics, enlarged, plca, NLQ, subscript, superscript, underline. Built in Epson printer driver. Ability to easily define your own printer driver and save to disc.
- Help features** - Optional on screen command summaries.
- Built in character sets** - Danish/French/German/Italian/Spanish/Swedish.
- Other features** - Non break space, display tabs, returns and hard spaces, soft hyphens, word count, case conversion, copy ruler. 40 page easy to read manual with full index and glossary of terms.

#### BENCHTESTS

A standard file of 775 words (4,785 characters) was used to carry out the following benchtests (all timings are in seconds):

	PROTEXT	TASWORD/AMSWORD
1 LOAD text file	4.7	10.2
2 SAVE text file	4.9	18.9
3 Re-FORMAT paragraph (85 words)	0.4	15.3
4 Re-FORMAT entire text	2.5	Not Possible
5 Move directly to start of text	under 0.1	2.2
6 Move directly to end of text	0.2	2.2
7 REPLACE 'the' with 'THE' (45 occurrences)	1.7	34.1
8 SCAN entire text	2.2	7.2
9 MERGE file to centre of text	4.0	Not Possible
10 MERGE file to end of text	3.8	12.4
11 MOVE 85-word paragraph	under 0.1	6.8
12 PROGRAM LOAD TIME DISC ROM	12.9 Instant	14.6 Not Available

"I AM STUNNED AT PROTEXT — IT KNOCKS POCKET WORDSTAR INTO A COCKED HAT" —  
AMTIX ISSUE 1 "DON'T MISS IT. IT IS SUPERB" — POPULAR COMPUTING WEEKLY  
"MILES AHEAD OF THE AMSWORD TYPE PROGRAMS" — AMSTRAD USER



### NOW TWO POWERFUL NEW ADDITIONS TO YOUR WORD PROCESSING SYSTEM:-

#### PROSPELL

Checks your spelling!  
Proof reads your documents

● Works directly from PROTEXT ●

A single command brings the spelling checker into action.  
Correct errors while viewing the document.  
Add new words to dictionary disc either as they occur or all together for extra speed.  
PROSPELL works with all ASCII files from other word processors as well.

● Many Options ●

—if040 including — add words to dictionary / ignore word / correct spelling / delete words / list words / word count / analysis of words in text / copy dictionary / initialise new dictionary / plus lots more!!

● Version A . . . PROSPELL on DISC ●

Thousands of words on dictionary disc.  
Add your own words up to around 100,000 per dictionary disc  
Any number of dictionary discs can be used

● Version B . . . PROSPELL on DISC and ROM ●

Program and dictionary of common words on ROM  
Main dictionary on disc.  
More text space and incredible speed.  
Thousands of words have been packed into 16K ROM for really fast operation.

And you thought PROTEXT was fast!!

#### PROMERGE+

This major addition to the PROTEXT word processor combines a fully flexible mail merge program allowing PROTEXT to produce individualised documents in one single print run.

(a) COMPREHENSIVE MAIL MERGE

Read data from file or keyboard.  
Merged fields of varying lengths are automatically reformatted.  
File merge — insert file while printing.  
Conditional printing — select from input data (eg you could print letters to all customers whose name is not Smith).  
Compatible with Masterfile extension.

(b) PROTEXT ENHANCEMENTS

**Background printing** — edit one file while you print another.  
Print file direct from disc or memory.  
**Two file editing** — switch between two files in memory.  
**Cut and paste** — any block of text can be moved to any position — allows multiple column layout.  
**Auto configuration** — you can set up a disc to configure PROTEXT to your preferred options with a single keystroke.  
**Typewriter mode** — for envelopes etc.  
**BASIC program editing** — direct from memory.  
**Calculator** — a simple on-screen calculator for those invoice totals, etc.

● 6128 OWNERS ●

These features make full and sensible use of your extra 64K memory but also function with smaller files on the 464 and 664 machines. **DISC £24.95**  
**ROM £34.95**

#### MAXAM ASSEMBLER

Now recognised as the industry standard assembler/monitor/editor. Used by all the leading software houses, computing magazines and widely used throughout industry.

"This piece of software should be held up as an example of what can be done by programmers who care. It is brilliant."

ELECTRONICS & COMPUTING

"MAXAM is a superb ROM which is recommended for all serious machine code programmers. It contains a powerful assembler and an excellent editor which is a joy to use."

COMPUTING WITH THE AMSTRAD

"ARNOR are to be congratulated on a superb job . . . definitely the best."

HOME COMPUTING WEEKLY

"A product no serious Amstrad user can afford to be without."

YOUR COMPUTER

Why make machine-code difficult?  
Why use anything less than MAXAM?

PROTEXT and MAXAM are available on cassette, disc, rom and plug-in cartridge.

#### CASSETTE AND DISC

The inexpensive introduction to the Arnor professional software.  
**Cassette £19.95** **Disc £26.95**

#### ROM

For those people who already own a rom expansion box. Just plug in a rom and off you go. Arnor roms are compatible with all other rom boxes.  
**EPROM £39.95**

#### PLUG IN CARTRIDGE (AD2)

Complete Plug-in-and-go ROM cartridge containing either PROTEXT or MAXAM. NO ROM BOXES REQUIRED! In addition, the cartridge has a thorough connector for further peripherals and an extra socket for expanding the system with our own 4 way rom board. The AD2 cartridge plugs directly into the 464, 664 or 6128, fitting snugly into the expansion port. Fitting a PROTEXT cartridge means that as soon as you switch your Amstrad computer on, PROTEXT is instantly ready and waiting for you to use.

Consider the price of our cartridge system. Just £10 onto the price of the rom software and no extra hardware required. Why pay twice as much to get started?

AD2 cartridge (PROTEXT or MAXAM)  
with no extra hardware required ..... **£49.95**  
4 WAY ROM CARD (plugs into cartridge) ..... **£15.95**

REMEMBER . . . ROM and cartridge software gives you a massive 40K text space!!

Coming soon Mailmerge and Spelling Check programs for Prottext users.



# UTOPIA

FOR AMSTRAD  
464/664, 6128

- \* **EXTEND THE POWER OF YOUR AMSTRAD**
- \* **50 NEW COMMANDS — ONLY £29.95**
- \* **CAN YOU WORK WITHOUT THEM?**

Written by the author of **MAXAM**, **UTOPIA** is the complete utilities package. Available to both the disc users and BASIC programmers, it includes all the most useful commands you will need to increase the power of your Amstrad. All the commands below are accessible from BASIC, MAXAM or PROTEXT.

## \* NOW INCLUDES 27 SHADE GRAPHICS SCREEN DUMP

(For Epson/DMP2000 Printers)

### DISC UTILITIES

Instantly from BASIC you can perform the following:-

**FORMAT** Format a disc  
**COPY** Copy files (1 or 2 drives)  
**DELETE** Selective file deletion  
**LOAD** Load any file to any address (no setting HIMEM)  
**DUMP )**  
**TYPE )** Any file to screen  
**LIST )**

Utopia also contains a very powerful disc editor:-

**DEDIT** You can display/change any byte of information on any disc. Essential for saving part of a corrupted disc or restoring deleted files.

#### PLUS MANY OTHER USEFUL COMMANDS

**DISCOPY** Copy a disc (1 or 2 drives)  
**ACCESS** Protect/Unprotect Sys/Dir files  
**INFO** Displays load, exec addresses and file length  
**SAVE** Save block of memory as binary or ASCII

### PROGRAMMING UTILITIES

Invaluable commands for BASIC or machine code programmers

**FIND** Find any BASIC keyword or ASCII string  
**REPLACE** As FIND with replace option, Selective or Global  
**VARS** List all variables  
**ARRAYS** List arrays  
**FNS** List functions  
**CALL** Call machine code routine, allowing setting of registers  
**MEDIT** Powerful memory editor  
**MOVE** Move BASIC lines  
**STATUS** Display info on current BASIC program, eg size, HIMEM etc  
**TOKENS** Display function key definitions  
**NOKEYS** Cancel UTOPIA function keys — see below  
**C** Calculate expression  
**MDUMP** List memory (hex/ASCII)

### PRINTING & FUNCTION KEY COMMANDS

**GDUMP** Full 27 shade graphics screen dump for DMP2000 and all Epson compatible  
**PRINTON** Echo all screen output to printer  
**CDUMP** Very fast character dump from screen to any printer  
**PRINTOFF** Switch off PRINTON

UTOPIA also sets up the function keys to contain useful definitions, eg:-

**CTRL + ENTER** Gives RUN "DISC" if disc drive is fitted  
**CTRL + f0** Sets colours for 80 column work on colour screens  
**CTRL + f1** LIST  
**CTRL + f2** Set to 60 column mode  
**CTRL + f3** CAT  
**CTRL + f4-f8** ... etc  
**CTRL + f9** Erase backup files

You will be surprised how much time all these function keys will save!!

### AND FINALLY

Now you are in the world of ROM software, we have included some extra commands to make your ROMs easier to use.

**HELP** List ROMs showing version number and workspace address  
**HELP,n** List all commands in ROM n  
**HELPR** List all RSX commands  
**ROMOFF** Turn off selected ROMs  
**ROMON** Turn on selected ROMs  
**U** Execute UTOPIA command  
**XROM** Execute command in specified ROM

(U and XROM get over the problem of command name duplication)

Available from selected branches of



WHSMITH

and all good computer stockists, or directly  
(Specify machine model)

"A POWERFUL RANGE OF COMMANDS AT A BARGAIN PRICE" — POPULAR COMPUTING WEEKLY



### COMPLETE PRICE LIST

#### CASSETTE DISC EPROM AD2 CARTRIDGE


PROTEXT	£19.95	£26.95	£39.95	£49.95
PROMERGE+	—	£24.95	£34.95	—
PROSPELL	—	£24.95	£34.95	—
MAXAM	£19.95	£26.95	£39.95	£49.95
UTOPIA	—	—	£29.95	See AMTIX! Magazine

From: **ARNOR LTD**  
**THE STUDIO**  
**LEDBURY PLACE**  
**CROYDON CR0 1ET**  
**01-688 6223**

24 HOUR CREDIT CARD HOTLINE — ACCESS/VISA



Please bear in mind that the views expressed herein are not necessarily those of Amstrad or Amsoft. Be assured that all your views are given thorough consideration. This letters section is the Amstrad Computer User's own forum.



## DMP2000 fact or fiction?

I am the proud owner of a CPC464 computer. I have been looking for a suitable printer to use with it for some time. I saw the DMP2000 being demonstrated at the PCW Show in September and decided that it was the best value for money.

When I enquired how long it would be before it was available, I was told it would be available before Christmas. Well, here we are in 1986 and still no sign of it. I knew it was too good to be true. Will it ever be available, or is it just a figment of some marketing managers imagination. If it does appear, will it be at the £160 price?

K.A. Woodcote,  
Watford, Herts.

## They do exist!

I'm not normally given to writing to magazines, computer or otherwise. Some computer manufacturers and dealers get a lot of flak, much of it no doubt deserved, but I really must tell someone about the excellent service provided by

# Write to reply

Amsoft. (There must be someone else using the name Amsoft - Ed.)

Very tempted by the reviews of the DMP2000 printer I ordered one on 11th November. "Available mid-November" looked a bit ominous but I was a Spectrum owner before getting my 664 so I'm used to delays and the printer certainly looked worth the wait.

11th December arrived bringing the January issue of ACU plus the User Club Newsletter. This looked ominous too - "overwhelmed with orders", "... sold all stock ... second week of January ..." I thought prepare yourself for a long wait, Jimbo!

Then in the afternoon the mail van appeared with a parcel. Yes, here was my DMP2000 in all its glory. Exactly 28 days and despite "overwhelming orders". I suppose I must have been near the top of the list but I still think it was pretty good going.

So what's my verdict? I've only had a couple of days on the printer but all seems very good indeed. The manual is excellent, easy to follow even for a novice. I've configured Tasword and tried MasterCalc's screen-dump - nice and clear; pretty fast too. Still waiting for yours? Patience - it's worth every penny. What? You haven't ordered one? Hurry up and do so!

Thanks again to all at Amsoft. As soon as finance allow I'll be on to you for an FD-1. Thanks too Ed for an excellent magazine, though I'm glad of CPC User Soft's discs when it comes to those long, long listings.

Mr J. Ormerod,  
Rossendale, Lancs.

*ACU: It's nice to hear from at least one satisfied customer. However, the DMP2000 is obviously very thin on the ground at the moment. Amsoft have a large backlog of orders although they might be willing to put you on a waiting list. This is due to the high demand for the printer.*

## Cartoon fun?

We were very disappointed to find that you had included a sexist cartoon in the February issue of Amstrad Computer User. Not all women are afraid of mice (although some men are), and to imply that a woman would be stupid enough to be afraid of a mechanical 'mouse' hardly counts as humour. We have read computer magazines over the last eight years and apart from advertising (more noticeably in American publications), there has been little to complain about on this issue. It is of course true that micro-computing is male dominated, but

this is no excuse for the attitude expressed in the offending cartoon. Surely a successful magazine like yours could do better than this?

Mark Mason, Meryl Philippart,  
Margaret Robins, Franco Rabaiotti,  
John Waters,  
Computers;

Adapted Software for  
the Disabled (CASH),

Swansea, W. Glamorgan, S. Wales.

*ACU: It has never been our intention to offend any section of our readership. (It would be foolish to do so). We are always sensitive toward peoples feelings and go out of our way to avoid publishing controversial or offensive material. In this case we have published a cartoon that derives its humour from a stereotype, as cartoons do. This should be seen only as an attempt to entertain and not be taken too seriously. Anyway the joke wouldn't be the same if it was the AMX Earwig.*

## Is my PCW8256 only a tool?

Until December '85 I knew next to nothing about home computers, nor wanted to. I bought a PCW8256 because it brought complete word-processing within my price range. The machine is ideal for the purposes for which I acquired it and I'm delighted with it. However, just because I'm not an 'Arcade Freak', does it mean the machine must never be used for recreational purposes?

My children keep asking if they can play games on my new computer. Will the answer forever have to be, 'no, there aren't any to play!'

Philip Moore,  
Norwich.

*ACU: The 8256 is a business machine therefore you are absolutely forbidden (under pain of being forced to read the Locoscript manual), to play games on it. Seriously though, there aren't too many games around. There are a number of text adventures that run under CP/M (see our review of Hitch Hikers on page 10), or you can buy some of the books that list Basic games. The Usbourne paperbacks which seem to be available everywhere have Basic listings for various machines. Most of these will be broadly compatible with Mallard Basic but you may have to make some minor changes to them. There are two other books, Basic Computer Games and More Basic Computer Games by David Ahl, that list games that should work with Mallard Basic. Oh, Amsoft do intend to release a 3D Chess, full report soon.*

AMSTRAD PROFESSIONALS  
FROM DIGITAL RESEARCH

# First, two powerful software development languages at just £49.95 each.



**Amstrad Professionals from Digital Research** will progressively expand the capabilities of your Amstrad by providing you with an armoury of professional languages, tools, utilities and graphics packages of unrivalled power and value for money in the small computer field. (See also DR GRAPH and DR DRAW overleaf, both released simultaneously with the above Amstrad Professionals titles.)

Full support available from BELL TECHNICAL SERVICES LTD

Both as complete packages of standard Amstrad 3" disks. Both configured to load and run **now** on your CP/M bundled Amstrad PCW 8256 or CPC 6128. Both offering you the applications portability and development power of professional CP/M programming languages from the creators of CP/M,

Digital Research. Both at an extraordinary price, fully in keeping with Amstrad's own value for money philosophy. Both available for the first time directly to Amstrad users.

**Start building your Amstrad armoury now with Amstrad Professionals from Digital Research.**

Send your order and cheque or credit card number to:  
DIGITAL RESEARCH (UK) LTD  
Unit 12, Fenton Way  
Southfields, Basildon  
Essex SS15 6SL

Or contact your local Amstrad dealer.

**DIGITAL RESEARCH®**  
The creators of CP/M™

## Losers weepers

I write just after, yet again, I have run around the lower slimey maze, with pockets bursting with about £500 trying to think what I could do now.

Yes you got it, 'Finders Keepers'!. What do you do now? I keep going around the rooms of this game with a tube of superglue stuck to me (*Sounds painful - Ed*) and a 'Spark of Life' in my hand and lots of money but I don't know what to do next. How do I get out rich? How do I get the presents to Her Highness? Please what do I do at this point of the game?

Grant Earnshaw,  
Morcott, Leices.

## Don't dump that program!

'Down in the Dumps' yet again! Yes yet another program that will not run on the CPC6128.

Attempts to load 'Dump Bin' listing 1 using program listing 2 merely produces the response 'syntax error in line 120'.

The program 'Screen Designer' listed in the CPC6128 User Instruction Manual will not run on the 6128 either, and that is written by David Radisic also.

I do hope someone has bought Mr David Radisic a 6128 for Christmas then we may look forward to some software that will run on this computer.

As yourselves, Amsoft and Amstrad have made it quite clear that you will not get involved in any correspondence concerning your products perhaps you will allow me to generate some 'self help' for 6128 owners.

CPC6128 owners! Have you had any first hand experience of commercial software that runs successfully on the 6128?

Would you like a complete list of all available software?

Drop me a line stating the type of software you have and the name of the software house who wrote it, in return I will provide you with a copy of the completed list of all the inputs I get with further updates as the known range increases.

T. Davies  
West Midlands

*ACU: We are sure David's program works on the 6128. The following letter is from a gentleman who has not only got the program working but also customised it for his own printer. In fact David has got a 6128.*

## ... And

David Radisic's screen dump program is just what I have been waiting for. Imagine my disappointment when all I got was line feeds on my Shinwa CPA80 printer which I had thought was Epson compatible.

After disassembling the listing I found it sends ESC \* m,n1,n2 to the printer to select a bit image mode, in this case mode 2, giving double speed double density, 960 dots per line.

The Shinwa does not support mode selection of bit image printing however ESC K n1,n2 selects double density bit image printing at 1280 dots per line.

The listing for the loader program should be changed as follows:

```
5410 FAC9212D82CD6B81,1100
5690 0E0F014000034C20,205
```

Hope this is of help, the picture is slightly smaller than an Epson print out, and don't forget to reset the printer line spacing after a dump.

Joe Jackson,  
Bedhampton,  
Havant, Hants.

ACU

# REMS

## Super . . er?

While extolling the benefits of the so called 'Classical Education' to my staff, (it's easy to spell long words eg supercede, as it derives from Latin, super cedo) I was pulled up short by the supersede pressure group. Further study revealed that it was the Ancient French who misspelt cedo, and thus gave us the technically incorrect supersede. Non-conformist purists may therefore still use supercede but it was the Fr\*\*\*h who \*\*\*\*\* it up. (A. Fisk, Wickford, Essex.)

*ACU: By 'ancient' you mean anyone over twenty-two?*

## Questions! Questions!

I like the questionnaire on page XIX (Dec issue) but have some criticisms. David Ward's article implies, without actually saying, that you would like readers to send them in. So onto my hobby horse.

Your contents page says, "no part of this publication may be reproduced

without permission". There! I've done it already. If I fill in your questionnaire and send it in (a) I've spoilt the magazine (b) I might want to refer to the questions again - or the advert on the back. I'm not allowed to copy the questions. What do I do? (D.A. Rock, Liverpool.)

*ACU: You have many sleepless nights worrying that we are going to sue you when we receive your photocopy. Seriously though, our warning is intended to stop people 'lifting' text directly from our pages. In one particular month we had three separate listings 'lifted' by rival magazines.*

## Manual mauled

May I suggest a column for PCW8256 owners who would dearly love to be users, but who find themselves unable to follow the manual. I suspect that many PCW purchasers like myself, have no particular knowledge of programming or computer conventions and jargon, and find the manual both technically deficient and badly written. I cannot believe it makes commercial sense for any business-

man to wrap his product in mystery. As we say: the product isn't as good as its advertising. (Iain Sutherland, Sutherland PR, Southampton.)

*ACU: Are you trying to say that the Manuals are just a teensy weensy bit difficult to understand.*

## Strange things in Sorcery

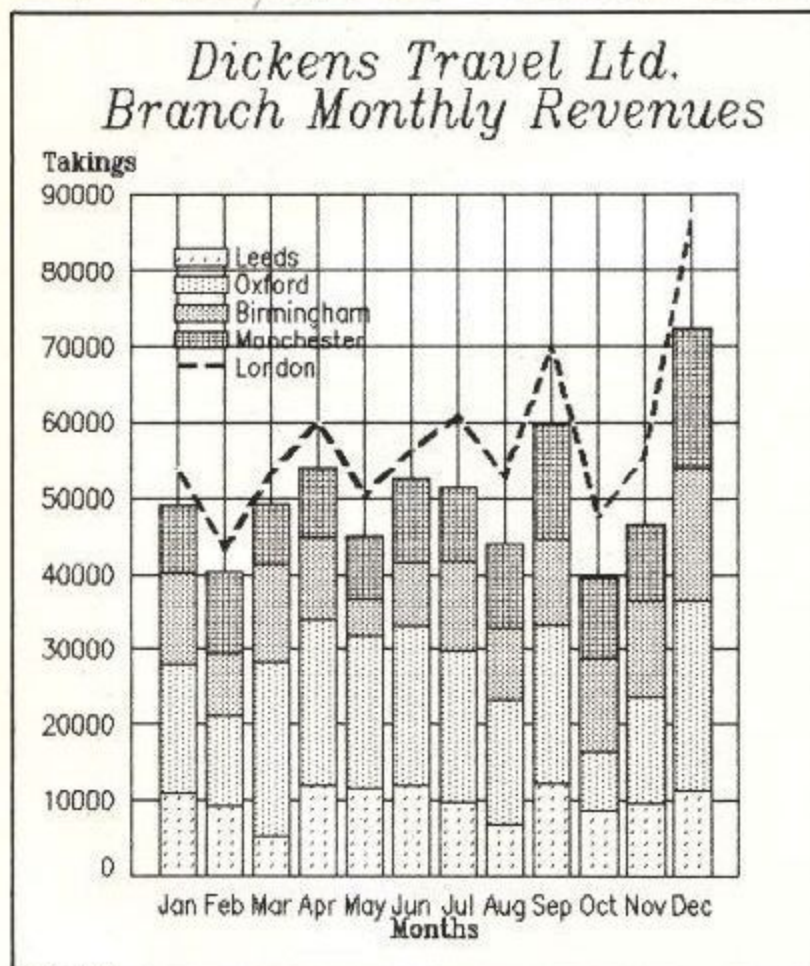
Have any of your readers who own Sorcery+, noticed while loading the game, that if they press certain keys, they get an advertisement for Strangeloop? If they have, and they know what keys to press to obtain this, please could they write in to the magazine? (Jason Anderson, 27 Greenwood Place.)

*ACU: If you let the demo run its course the Strangeloop ad comes up eventually.*

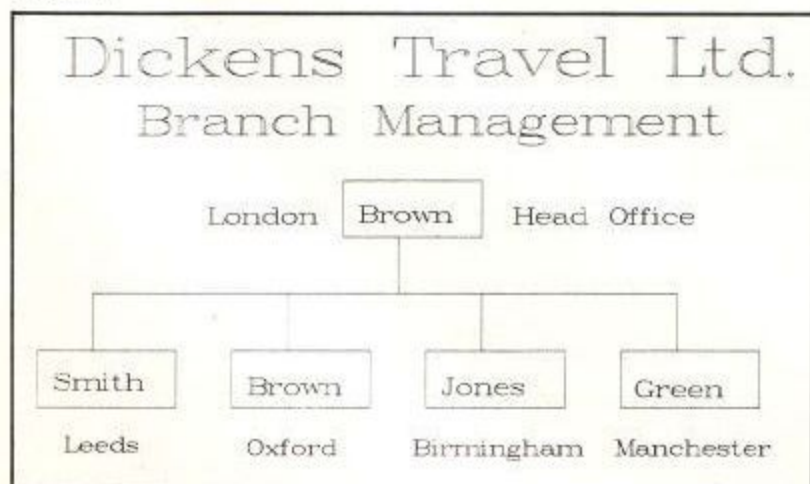
# REMS

# AMSTRAD PROFESSIONALS FROM DIGITAL RESEARCH

# Now, two interactive graphics packages at just £49.95 each.



DR GRAPH



DR DRAW



Both as complete packages of standard Amstrad 3" disks. Both configured to load and run **now** on your CP/M bundled Amstrad PCW 8256 or CPC 6128. Both offering you the creative potential and professional impact of presentation graphics from the creators of CP/M, Digital Research. Both at an extraordinary price, fully in keeping with Amstrad's own value for money philosophy. Both available for the first time directly to Amstrad users.

**Start building your Amstrad armoury now with Amstrad Professionals from Digital Research.**

Send your order and cheque or credit card number to:  
DIGITAL RESEARCH (UK) LTD  
Unit 12, Fenton Way  
Southfields, Basildon  
Essex SS15 6SL

Or contact your local Amstrad dealer.

Full support available from BELL TECHNICAL SERVICES LTD

**DIGITAL  
RESEARCH**  
The creators of CP/M™

# GALLUP

This chart is based on the MicroScope chart as compiled by Gallup.  
 MicroScope is the weekly trade paper of the microcomputer industry. If your computer store doesn't display the latest MicroScope chart, ask the manager to call Mark Salmon on 01 631 1433 - we'll send a copy every week.

MicroScope GALLUP

MicroScope is the weekly trade paper of the microcomputer industry. If your computer store doesn't display the latest MicroScope chart, ask the manager to call Mark Salmon on 01 631 1433 - we'll send a copy every week.



	TITLE Publisher	4 weeks up to 16/1/86	Last Month		Months in chart	Market Strength
1	<b>THEY SOLD A MILLION</b> Hit Squad		1	-	2	100
2	<b>YIE AR KUNG FU</b> Imagine		2	-	2	84
3	<b>GRAND PRIX 3D</b> Amsoft		3	-	A 664 D	3 63
4	<b>FORMULA ONE SIMULATOR</b> Mastertronic		5	▲	???	3 54
5	<b>SOUL OF A ROBOT</b> Mastertronic		6	▲	664	3 53
6	<b>FINDERS KEEPERS</b> Mastertronic		4	▼	664	6 50
7	<b>COMPUTER HITS (10)</b> Beau Jolly		12	▲	???	2 48
8	<b>CAVES OF DOOM</b> Mastertronic		13	▲	???	2 39
9	<b>SCRABBLE</b> Leisure Genius		14	▲	664 D	5 29
10	<b>WAY OF THE EXPLODING FIST</b> Melbourne House		10	-	664	6 28
11	<b>CHILLER</b> Mastertronic		9	▼	664	6 28
12	<b>NONTERRAQUEOUS</b> Mastertronic		7	▼	664	6 26
13	<b>RAID!!</b> US Gold		8	▼	A 664 D	3 24
14	<b>WHO DARES WINS 2</b> Alligata		ne	▲	???	1 21
15	<b>GYROSCOPE</b> Melbourne House		ne	▲	???	1 18
16	<b>SPITFIRE 40</b> Mirrorsoft		ne	▲	A 664 D	1 17
17	<b>BRUCE LEE</b> Datasoft/US Gold		ne	▲	664	1 17
18	<b>COMPUTER HITS (6)</b> Beau Jolly		ne	▲	???	1 16
19	<b>SPELLBOUND</b> Mastertronic		ne	▲	???	1 16
20	<b>HIGHWAY ENCOUNTER</b> Vortex		re	▲	664	3 15

D Available on Disc

664 CPC 664/6128 Compatible

A Available from Amsoft

???

Untested

# SOFTWARE CHART

# "Reason enough to buy an Amstrad!"

TONY BRIDGE,  
POPULAR COMPUTING WEEKLY

"Will change the face of the  
adventure software market."

AMSTRAD ACTION

"A very clever and friendly  
piece of software."

KEITH CAMPBELL,  
COMPUTER & VIDEO GAMES

"The most astounding program  
I've ever encountered on an  
eight bit machine." "98% overall!"

AMTIX ACCOLADE AWARD WINNER

## THE GRAPHIC ADVENTURE CREATOR

*Probably*

THE BEST ADVENTURE  
WRITING SYSTEM  
IN THE WORLD.

OUT NOW FOR ALL AMSTRAD  
CPC COMPUTERS.  
CASSETTE £22.95 DISC £27.95

COMING SOON FOR  
SPECTRUM,  
COMMODORE  
AND BBC

Telephone orders and enquiries  
(0734) 591678

**INCENTIVE  
SOFTWARE LIMITED**  
54 London Street, Reading RG1 4SQ.

# Hitch-hiker's guide to the Galaxy



© BBC Enterprises

Way back in the late Seventies only a few people knew who Zaphod Beeblebrox was, what use a Babel Fish is, the significance of owning a towel and the fundamentals of improbability physics. The Hitchhikers Guide to The Galaxy has outgrown its status as a cult radio series, progressing into print and onto TV. The latest step has been to bring Hitchhikers onto the computer.

The Hitchhikers Guide has been brought out as an adventure game by Infocom. Infocom are not well known in Britain but are a famous American software house with many years experience writing adventure games. Their previous titles have included the Zork series of adventures and have all been written for computers running operating systems such as CP/M. This is the reason that Infocom are not well known in Britain as there have been few people until now who have had access to a suitable computer to run the games. Now, (thanks to Amstrad) CP/M has blossomed in Britain, many people are able to appreciate these outstanding games. Douglas Adams (who incidentally, like all the best writers, comes from Brentwood) is the author of Hitchhikers. The story behind his working with Infocom (based in sunny California) must be an interesting one.

## Life, don't talk to me about life

The game follows the Hitchhiker story fairly closely. You start as Arthur Dent an ordinary Earthling, at the start of a perfectly ordinary Thursday. The text on screen (no graphics or sound in a CP/M environment) tells you that it is dark. This is your first challenge. What must


be done to progress further into the game? I'll give you a subtle clue, Switch on the light. What? I've spoiled the entire game for you? Rubbish! Anyone could work that out. The game progresses through Arthur's morning. A bulldozer arrives unexpectedly on his doorstep. Unexpected due to a foul-up in the local council planning office which should have sent Arthur notice about his house being demolished. There is a similar thing happening to the whole of Earth at that very moment.

The problem in the initial part of the game is to prevent the house being demolished while Arthur is around. If this happens a stray brick will undoubtedly end the game for you. You will soon meet Ford Prefect, your travelling companion. He is one of several characters you will meet in the adventure. Each of these characters can be spoken to, with varying success. The man who has been sent to demolish your house is a Mr Prosser, try asking him what the time is. The game is really for true Hitchhikers fans, the sort of person who knows what flavour Roosta's towel is. The person in the office who had only read one book gave up much sooner than anyone else.

If you play the game properly, you will end up in the pub supping beer with Ford Prefect. It is at this point that Ford reveals that he is from the planet

Beatleguse 5, and not from Guildford after all. There is more to the pub than meets the eye, a good adventurer will examine it carefully and try spending some money, he will not drink too much. Hitchhikers goes in for some joke items, but these all appear late in the game. To start with keep your wits about you. Everything has a purpose.

You cannot prevent your house being destroyed. If you did you would be vaporised, along with the other denizens of Little Cottington, when the Earth is demolished by the Vogons - The meanest, most awkward race in the Galaxy. "The best way to get a drink out of a Vagon is to stick your finger down his throat". You can avoid the problem by getting a lift to Barnards Star from the great yellow ships that hang in the sky - much the way that bricks don't. Unfortunately for you reaching Barnards Star is about as likely as screaming Lord Sutch becoming the next Prime Minister. You will be thrown out of the ship whatever you do. First you must get the Atomic Vector Plotter and solve a puzzle for which the game has become



A long time ago, in a University far, far away there were two programmers, Ian Bell and David Braben. They spent three years writing a computer program which impressed the most cynical programmers, a game which shoot-em-up freaks loved and which even had the most straight-laced of chartered accountants burning the midnight oil.

Elite was originally written on the

BBC, a computer renowned for its speed and infamous for its lack of memory. Before the program's release a programmer from Acornsoft said "I shouldn't tell you anything about it, but you look at the program and say 'That can't be done', but it has". Elite made its way to the Amstrad from the Spectrum, converted by a pair of Scottish programmers who call themselves "Torus".

Having to wait for programs to be converted is an annoyance that Amstrad users are learning to live with. There is a little compensation

when the program has improved as the programmers go back to the job. Amstrad Elite is the newest and arguably the best version of the program. It certainly has the best explosions.

## The Scenario

Elite is both a shoot-em-up and a trading game. You play the part of a spacetrader, sailing through the spacelanes, buying and selling commodities. Throughout the game you fly a Cobra Mk III spaceship, a one-man

*Zaphod Beeblebrox, Ford Prefect, Trillian and Arthur Dent.*

famous – how do you get the Babel fish. For this you must have one of the most innocuous objects you came across at home. If you can manage this getting the plotter should be a doddle.

The game then gets harder, you have to build an Infinite Improbability drive, argue with the most obstinate of doors and survive without any tea. In your travels you move through time and space and take on the roles of several different characters. After all some of your movements are infinitely improbable. Infocom have some much harder adventures, solving those must be impossible. Infocom have developed an excellent parser, the result of many years development. It will allow an exchange like this:

**Drop fluff**

*Which fluff? satchel fluff or pocket fluff*

all

*Satchel fluff dropped*

*Pocket fluff dropped*

vessel capable of outrunning all but the fastest of the other ships you may meet and with a carrying capacity of 20 tons.

The aim of the game is to reach Elite status. Your rating reflects how many other ships you have shot down. If you attempt this with a poorly equipped ship you are not going to last very long. Your first task is to raise some money by trading. Once you have made the money you can pitch yourself into battle.

There are a couple of tools to help you earn more and faster. A fuel scoop will pick up any flying debris, including cargo ejected by exploding victims. The scoop's main use is to collect fuel by skimming the surface of a sun. An extra cargo bay adds another 15 tons of carrying capacity and speeds the road to riches. Once you are suitably wealthy you can start buying some weaponry.

Space is a dangerous place. You start the game with a front mounted pulse laser and three missiles. Your armoury can be increased by adding more powerful weapons to the front, back and sides of the craft. You can carry a fourth missile and an energy bomb, capable of destroying all the craft within the vicinity. Missiles are easily targetted on a foe and then home automatically. They are not infallible, and can be destroyed by a ship armed with electronic counter measures.

As other ships shoot at you your

You need to experiment a bit to find out what you can do but it is important to learn to examine everything. If you get stuck there is a copy of the guide which you can refer to by typing:

**Consult guide about vogons**

or whatever you are having trouble with. A third, mostly useless source of information is the collection of footnotes. These are very funny, even if they do choose some very inopportune moments to crop up.

As a package *The Hitchhikers Guide to the Galaxy* is an excellent buy, even at £24.95. It will work on any Amstrad disc system – even the PCW 8256. If you get

energy banks are slowly depleted. It is possible to improve this situation by buying an energy unit. This tops up the shields. The manual reminds you that the special energy unit has a copper coloured top and that no other energy unit looks like it or lasts like it, a feature which sounds pretty terrestrial to me.

Your foes range from simple, slow craft like the Kraits to the fast and deadly Vipers and Fer-de-lance. Vipers are police ships. They will come after you if you should carry contraband in the form of firearms, narcotics or slaves. You need to be an excellent shot to out-gun them and very stupid to pick a fight.



The Thargoids are among the slowest of the enemy ships but they are certainly the most deadly. They are an evil alien race who have had their fear glands surgically removed. The ships release Tharglets, small remote controlled ships which home in and attack you. The best way to deal with a Thargoid is to run away, very fast, Hyperspace if necessary. Once you have destroyed a Thargoid all the little Tharglets lie idle and make rich pickings. They can even be scooped up for bounty.

Elite comes with a book by Robert Holstock. Called "The Dark Wheel" it

really stuck you can buy a special hint book, called Invisiclues, which will help you with problems like how to get the flowerpot out of the whale and how to get onto a planet surface from the Heart of Gold. If you are a Hitchhikers fan, even if you find adventures the most boring thing on (or off) Earth you should buy it. Hitchhikers is pure Douglas Adams genius.

is fun to read in its own right. I read it on the train into work before I had played Elite. It captures the atmosphere magnificently and teaches you a lot of the tactics for the game.

One of the important hints it gives is never sell goods at a loss and never make a journey with an empty cargo bay. Every product has a different value in a different place. It is learning where to buy and where to sell that is the key to the game.

You can call up a record of the industrial nature and politics of each planet. This gives an indication of the best cargo to carry. Detailed market prices are not available outside the hyperspace range of a planet, so it is worth making notes as you go along.

Getting from planet to planet means going through hyperspace. You must buy enough fuel for each journey. Hyperspace does not take you straight to a planet, it only takes you within easy range. You must fly from the re-entry point to a space station orbiting the planet and dock.

Docking is perhaps the most important skill to master. "The Dark Wheel" gives the impression that only cissies use a docking computer but running into a spacestation is a mistake you only make once in a lifetime. Muck up docking and it's back to the start or a saved game for Commander Jameson. A docking computer takes all the effort (and skill) out of getting goods into a spacestation. You still have to fight off all-comers to get to the spacestation but that is how you win your wings.

For the rookie pilot a useful tip is to notice that the door to a 'station always points towards the planet, so if you fly to the spacestation then dive towards the planet for a short while you should have the door behind you, turn around and steer straight in.

Elite is a wonderfully addictive game. The graphics may be smoother in Starion, the trading may not be as detailed as some strategy games but the end result is wonderful.

ACU

**Some of the features of the new Mini Office II**

**With the word processor you can...**

- ★ Select most features by menu or embedded commands.
- ★ Transfer records from database for personalised circulars.
- ★ Choose from three methods of display: 20 column (double size characters), 40 column, 80 column.
- ★ Centre, indent, tab, justify and merge text.
- ★ Insert, copy, move or delete blocks of text.
- ★ Select two editing modes: insert or overwrite.
- ★ Search and replace globally or selectively.
- ★ Check typing speed in words per minute.
- ★ See on-screen real-time clock, plus word and character count.

**With the database you can...**

- ★ Select five field types (Alpha, Decimal, Date, Integer, Formula).
- ★ Perform all arithmetic functions.
- ★ Search over multiple fields.
- ★ Mark individual records.
- ★ Use flexible printout routine.
- ★ Pass records to the word processor.
- ★ Carry out powerful multi-field record sorting.

**With the spreadsheet you can...**

- ★ Total rows and columns, with easy selection of criteria.
- ★ Copy formulae either absolutely or relatively.
- ★ Print out all or part of the spreadsheet.
- ★ Move directly to a specific location.
- ★ Select movement of cursor.
- ★ Recalculate automatically or manually.

**With the label printer you can...**

- ★ Design any style of label with the versatile editor.
- ★ Select label size and sheet format.
- ★ Read directly from database files.

**With the graphics pack you can...**

- ★ Enter data directly or take from spreadsheet.
- ★ Use icon type menus.
- ★ Choose pie chart, bar chart or line graph.
- ★ Display up to three line graphs simultaneously.
- ★ Display up to three bar charts side by side or stacked.
- ★ Choose bar charts in either 2D or 3D.
- ★ Draw compacted or emphasised pie charts.
- ★ Define your own style of shading.
- ★ Dump graphs directly to Amstrad or Epson compatible printer.

**With the comms pack you can...**

- ★ Access MicoLink or Telecom Gold with only two key presses.
- ★ Select protocols as required.
- ★ Change modes while on-line.
- ★ Store text directly to memory or disc.
- ★ Use one-key 'Stop' command.

**With all the modules you can...**

- ★ Use the AMX Mouse.
- ★ Choose foreground and background colour in most modes.
- ★ Make more efficient use of memory and faster response time thanks to machine code content.

- ★ Features that were not in the original Mini Office.

# Database proudly presents...

When it was launched in October, 1984, Mini Office was acclaimed as the most innovative software of the decade, creating new standards in serious programming – and at a price everyone could afford.

Since then it has become far and away one of the best-selling packages ever created for the home computer, frequently displacing games from their position in the Top Ten. And, unlike most software releases, it is still as much in demand now as it was 15 months ago.

Which is why there has been so much speculation throughout the industry about what the much-rumoured Mini Office II would be like. After all, how do you beat a best-seller?

The answer is – by making it even better! And the new Mini Office II is certainly that ... in every respect.

While still retaining upward compatibility with the original Mini Office, it is packed with a host of new features that have been made possible by the tremendous strides made in programming techniques in the last 12 months.

The result is the most comprehensive suite of business programs ever produced for the Amstrad – and still the best value ever.

And it comes with a no-nonsense easy-to-follow guide to business computing that will take you step by step through all the many features, showing you how to use their huge potential to the full.

**It's a word processor...**

**It's a database...**

**It's a spreadsheet...**



**It's MINI OFFICE II on the Amstrad 464, 664 and 6128**

# Software



Please send me  
**Mini Office II** 6086   
 6087   
 Cassette £14.95  
 3" disc £19.95  
 I wish to pay by  
 Access  Visa  Cheque made payable to Database Publications Ltd.  
 Name \_\_\_\_\_  
 Address \_\_\_\_\_  
 Signed \_\_\_\_\_  
 Post to: Database Publications, 68 Chester Road, Hazel Grove, Stockport SK7 5NY, AU3  
 Expiry date / /

**It's a graphics pack...      It's a comms pack...      It's a label printer...**

**Mini Office II      Graphics**

Graphics menu

```

Bar chart
Line graph
Pie chart
Load data
Save data
Edit data
Clear data
Select Mouse
Review data
Catalogue
Mini Office II Menu
  
```

Use ↑ & ↓ to choose, then COPY/ENTER  
 © Database Software 1986

**Mini Office II      Communications**

Communications menu

```

MicroLink/T.Gold (1200/75)
MicroLink/T.Gold (300/300)
MicroLink/T.Gold (1200/1200)
Customised protocols
Select Mouse
Mini Office II Menu
  
```

Use ↑ & ↓ to choose, then COPY/ENTER  
 © Database Software 1986

**Mini Office II      Label Printer**

Label Printer menu

```

Load file
Append file
Catalogue
Edit format
Load format
Save format
Print labels
Storage media.....Disc
Select Mouse
Mini Office II Menu
  
```

Use ↑ & ↓ to choose, then COPY/ENTER  
 © Database Software 1986

**All 6 modules for £14.95 (cassette), £19.95 (3" disc)**




# GAMES AT THE EDGE OF LIGHT

Chris Wood looks at an aid to programming from Ocean IQ

Let me start by saying that Laser Basic is not just 'a', but *the* games writing utility on the market. Published and marketed by Ocean it is written by the Oasis software house, who are famous for their Forth based utility 'White Lightning' which appeared on the Spectrum and the CBM64. They are sure to become more famous with this program. There is a Basic compiler in the offing, which will enable your Laser Basic programs – and presumably your normal ones – to run even faster than they do now, and Amstrad Basic is not particularly slow at the present.

Well, what do you get for your money? A huge video case sized box with two cassettes containing no fewer than twenty six between them. These are not all programs, and include several banks of sprites, showing the extent of the effort put into the package by the programmers. Of course, if you coughed up the extra few pounds you get a disc with the programs on. You also get a 128 page manual which details and explains the 200 or so commands. Although the box only says 464/664 the manual says 464/664/6128 and this is indeed correct, I suppose the box covers were designed before the 6128 was around, and it shows how long Oasis have been working on this project.

The best advertisement for the program is in the sample demo which must run for some five to ten minutes, and really shows off the program – and the Amstrad. I was particularly impressed by the opening tune that plays while a message to 'Press a key' scrolled smoothly across the bottom of the loading screen. I never knew the Amstrad could make such sounds. Indeed all the tunes show off the sound capabilities very well, and it is good to see this department has not been skimped, as it so easily could have been.



Although Laser Basic is designed mainly to enable you to write platform games, this is not as limiting as it sounds. Platform games come in all shapes and sizes, and it is just as easy to write a shoot-em-up with Laser Basic. The platform game, being the most common format, has been used as the basis for most of the examples. Laser Basic is capable of doing whatever most sprite based games do.

There are around 200 commands, divided up into eleven classes. Some classes do not have certain features available to other classes. This is sometimes because of the nature of the command – for instance, you would not need a FILL routine to run under interrupt – and sometimes for speed, for instance you would not need the collision detection on all your sprites in a game.

If you designed your game so that none of the 'bad guy' sprites passed in front of anything, but your 'good guy'

sprite was free to roam at will, then you only need to have the 'bad guys' checking if they hit anything, and if they do it can only be you that they have hit. This is a method used in many games, Jet Set Willy to name just one. Some of the classes of command will also not work in mode 2 (80 column mode) such as the command to print in front or behind something that is already on the screen. This is because in mode 2 there are not enough colours to show a difference, although these commands are very effective in the other two modes.

## Sprite control

You can enlarge, flip and mirror your sprites, you can define a window on the screen and set them bouncing around inside it, in fact several windows and several sprites, animating as they do so. You can even define a window *inside* a sprite and get the window to scroll/mirror/flip/enlarge. Have you seen those games with little space-ship sprites with rotating bands of coloured lights? Define a thin window inside a suitably designed sprite and set it scrolling with 'Wraparound' i.e. what goes off one side comes on the other, and Bob's your uncle.

Sprites can be run under interrupt, and you can pass whole strings of commands to them and they will happily run along, bouncing about in their windows or rotating on the spot or whatever you have set them to do. Tracking sprites can be very powerful. They are dummy sprites which can contain mini programs which relate to other sprites.

There is also the very useful BILD instruction which is used for storing compacted screen data. It works by scanning through the data in one sprite which contains the shape of the screen. For every bit in the byte that is set it will print the second sprite in the appropriate place on the screen. Rather like a character designer, where you have a small version of the character and a large version of the character to work on, instead of just having a larger version of the character you could have it made of bricks, or stripy, and you could of course have any shape you wanted. If your screen layout wants to be more than eight blocks wide (the number of bits in a byte) you simply move the point that you start the BILDing from and expand the data from another sprite. In this way you can have very complex screen layouts in incredibly small amounts of memory.

The sprites also have very sophisticated collision detection and pattern recognition. If you place a platform game type 'object' in front of a piece of background, it is still possible to pick out the shape of the object and recognise it, and sprites can check collisions with other sprites in the same way. All the collision detection is pixel perfect, none of this dying-before-the-monster-is-anywhere-near-you stuff. Although it would have been nice to have a simpler form of collision detection in case you want to do a shoot-em-up type game where pixel accuracy is not too important.

## Mini Basic

There are just so many commands that it is impossible to list all their virtues, and I am sure that you would be hard pushed to find something that cannot be done with Laser Basic, in fact there are plans to publish a Mini Laser Basic which will only contain the most

often used commands, and dispense with ones such as FILL which you would only use in designing a sprite or title screen, and ADDR which will give you the actual address of a command should you wish to put it in a tracking sprite or call the command from machine code – once you have got the address you don't need the command again. This Mini Basic will leave you more room to write your programs in, and when the compiler becomes available (soon) it will be very easy to write commercial quality software. One other thing that has been done to allow you the maximum memory available for your programs is for the data and programs to load without using a buffer. Programs don't need a buffer for them to load into before they are put in the right place in memory. This gives you an extra 4k to write in.

Amongst all the other files on the tapes (or disc) is one called SPTGEN which allows you to design your sprites. Because it is run with the Laser Basic machine code in memory, there is virtually nothing you can't do to your sprites, flip them, mirror them, stretch them, rotate them etc. Powerful though it is, the designer is not easy to use at first. The key choices seem a little awkward, but as it is written in Basic you can change them yourself.

The most limiting thing is that you design your sprites one character square at a time i.e. eight by eight pixels and then place them onto a workspace below the design area, to build up your sprite. It is a little like making a mosaic, and it is not easy to see whether one of your blocks will line up with what is already on the workspace until you put it there, so you would be well advised to at least design a rough sketch on some graph paper before starting work. When you have finished designing your sprite, you stretch a window around it and then lift the window containing your sprite off into memory, so it is easy to change the size of your sprites, as you just put them back on the workspace, add or erase bits from them, and then stretch a new sized window around them and store it away.

The Animation part of the program – where you get to see if the frames you designed for your 'space creature' means he walks with a limp – was also a little unfriendly in that your creation would only animate at one speed, and that was too fast to really see if the frames of animation matched up. Again this could be easily changed by altering the Basic program, but it shouldn't really be necessary.

The last program is a sound generator, and because of the infinite variety of parameters that you can pass to the Amstrad's sound chip, is not at first easy to use. With all the juggling of Tone and Amplitude Envelope parameters, and deciding whether channels should rendezvous, hold, or flush, you should first look at the examples of two of the tunes that are listed in the manual, with all the data for the three channels, so you can play with them in order to see what can be achieved. I must admit sound is not my strong point, but the four multi-voice tunes that play during the demo show just what can be done with a bit of perseverance.

If you want to write a game, and don't have the expertise to write the machine code sprite handling, with the collision detection etc. or you just don't see the point in re-inventing the wheel and writing your own, then I would say go out and buy Laser Basic. Ask your local shop to run the demo. You won't walk out of the shop without a copy after seeing it.


VISA  
ACCESS

**SPEEDYSOFT**


01-846 9353 (24 HRS)

EUROCARD  
MASTERCARD

WE ALWAYS TRY TO SEND YOUR PROGRAMS ON THE SAME DAY WE GET YOUR ORDER, THAT'S WHY IT'S CALLED SPEEDYSOFT! All programs normally in stock before we advertise them! FOREIGN ORDERS WELCOME: satisfied customers in 64 countries. UK prices include VAT: export prices are the same, plus p&p, because of the extra work involved. Pay by sterling cheque, bank draft or postal order. It's faster to order by phone from any country with your VISA, EUROCARD, MASTERCARD, or ACCESS. Call 01-846 9353, 24hrs, 7 days a week. BIG FREE ILLUSTRATED CATALOGUE WITH EVERY ORDER WITH DETAILED REVIEWS, LOAD TIMES, SCREEN SHOTS, ETC. Send £1.00 (refunded with your first order) for catalogue only. FREE BLANK AMSTRAD DISK if your order from this ad is more than £50.00, excluding p&p. Please mark order form 'free disk'.



Battle of Britain




Laser Basic



Macrocosmica



Spitfire 40



Gyroscope



Combat Lynx

## THE REAL YOU

COMPARE YOUR SEXUAL EXPERIENCE WITH THE AVERAGE. MEASURE YOUR OWN IQ. ARE YOU SELF-CONFIDENT OR A SNOB? HOW HONEST ARE YOU? WHAT DO YOU REALLY FEAR? 16 tests based on population sample research. Six sections LOVE LIFE: WORK; PERSONALITY: ANXIETY/STRESS: INTELLIGENCE: VIEWS build up to a complete character profile of you, your family, your friends. 48-page manual interprets your scores and suggests ways to change yourself. (CollinsSoft) AMSTRAD 464 NOT 664/6128 Cassette £14.95

## SPITFIRE 40

"Lets you fly the classic warplane in both training flights and full combat. The game is marked by extraordinary detailed graphics." (Popular Computing Weekly 12/85) You are 19, training to fly your Spitfire in 1940. Learn quickly, you're needed in combat. 5 skill levels. 3 different pilots for each level, each offering practice, combat practice and full combat. (Mirrorsoft) Sticks OK. AMSTRAD 464/664/6128 £Cassette £9.95

## SWEEVO'S WORLD

"The game is full of dreadful visual puns and jokes and should prove as funny to play as it is difficult to finish." (Sinclair User 01/86) Ultimate-style superbly graphic adventure, but with jokes and four different levels to explore. Great tunes, too. Highly recommended to arcade/adventure fans with a sense of humour. (Gargoyle) Sticks OK. AMSTRAD 464/664/6128 Cassette £7.95

## GYROSCOPE

"It's a brilliant game ... the graphics are excellent ... this is one of the most addictive games I've played." (Crash! 12/85) "Looks exactly like 'Marble Madness' with those 3D geometric landscapes full of lumps and dips, sudden falls and gaping chasms ... horribly addictive and technically very clever." (Popular Computing Weekly 11/85) Sticks OK. (Melbourne House) AMSTRAD 464 NOT 664/6128 Cassette £8.95

## QUIZ QUEST

"It's neatly presented and easy to use and, best of all, the questions seem to have been set at the right level for averagely well-informed British adults ... as quiz programs go, this is one of the best." (Popular Computing Weekly 12/85) It's a fun family game and it's possible to create your own files of questions, in addition to the questions all ready for you to use. (Alligata might even publish yours.) Sticks OK. (Alligata) AMSTRAD 464/664/6128 Cassette £5.00 Disk £12.95

## COMBAT LYNX

"Probably the most comprehensive realtime battle simulation program ever written for a home computer." (Personal Computing Today) NOW AVAILABLE FOR 664/6128 AS WELL! The famous air-to-ground battle simulation. Realtime combat, a game can last 5 hours! 4 levels: 30 combat keys: SAVE hi-score table. You have from 3 to 6 bases to support with troops and air cover with your Lynx helicopter. Sticks OK. (Durell) AMSTRAD 464/664/6128 Cassette £8.95

"CLASSIC GAMES, CLASSIC SERVICE"  
(Thomas Farmer, New Zealand)

## SUPERCALC 2

FOR 6128/8256 ONLY. Very comprehensive spreadsheet, simple to learn. Lots of helpful features including MOVE, COPY and scaled graphic display. 250-page manual. 12 lessons teach you with sample spreadsheets on the disk. On-screen HELP, too. 6128/8256. Disk only. (Amsoft/Sorcim) ONLY £44.95 (Save £5.) SEND FOR DETAILS OF 'CARDBOX' too, or order now for £94.99 and save £5.

## DISKS £37.50 FOR 10

Blank double-sided disks for your Amstrad. £37.50 for ten disks. Or buy disks singly for £4.00 each.

"... YOU'VE ALWAYS LIVED UP  
TO YOUR SPEEDY NAME"  
(D. Glenn, Ireland)

## BATTLE OF BRITAIN

"PSS have every right to be proud of this game ... it is very good indeed and I would recommend it to any wargamer." (Amix 12/85) "Well presented with clear, concise instructions ... a game that will make your head hurt and your hands sweat." (Popular Computing Weekly 11/85) Great new wargame with training option (one day's fighting only), Blitzkrieg option, and full 30-day campaign. All with or without arcade battle sequences. (PSS) Sticks OK. AMSTRAD 464/664/6128 Cassette £9.95 Disk £12.95

## LASER BASIC

THE SECRET OF GAMES PROGRAMMING. CREATE ARCADE GAMES WITH MUSIC AND SOUND. This suite of programs adds 200 new commands to Amstrad BASIC: includes extended interpreter, sprite/graphics designer, 255 pre-defined sprites, a sound generator and a very full demo of everything! 132-page manual plus written Help service. (Ocean/Oasis) AMSTRAD 464/664/6128 Two cassettes £14.95 Disk £19.95

## LORD OF THE RINGS

"One of the most advanced, original and involving text adventures you'll ever play ... a sophisticated text adventure without peer in terms of scope, imagination and involvement." (Popular Computing Weekly 12/85) The long-awaited first part of the 'Lord of the Rings' trilogy. 530-page paperback 'The Fellowship of the Ring', 2 double-sided cassettes for 2-part adventure, 30-page manual. Special BEGINNER'S LEVEL version of the first adventure included. Vocabulary over 800 words! A classic. (Melbourne House) AMSTRAD 464/664/6128 Cassette £15.95

## MACROCOSMICA

"ELITE without the vector graphics, but with a lot more trading." (Amstrad Action 01/86) Realtime space adventure/trading game. 3 play levels. Each new game has a new universe with 1,002 planets, 60 space stations, 62 black holes and 18 galaxy hypergates. 11 galaxies in each universe, each galaxy with a play area of 600 cells. A great big game with good graphics. Simple to understand, fun to play. Sticks OK. (Amsoft) AMSTRAD 464/664/6128 Cassette £9.95 Disk £13.95

IF YOU DO NOT WISH TO CUT THIS MAGAZINE, PLEASE WRITE YOUR ORDER OUT CAREFULLY ON PLAIN PAPER AND QUOTE REFERENCE: ..MU9.'

POST TO: SPEEDYSOFT (AMU9)  
37 CHURCH ROAD, LONDON SW13 9HQ, ENGLAND.  
For CATALOGUE ONLY, send £1 cash. Refunded with your first order.  
My computer is ..... I enclose a cheque/PO payable to Speedysoft OR charge my VISA/ACCESS/EUROCARD/MASTERCARD

No.

Signature: \_\_\_\_\_ Expiry Date \_\_\_\_\_

Please write clearly. If we can't read it, you won't get it.

Name: \_\_\_\_\_

Address: \_\_\_\_\_

Postcode: \_\_\_\_\_

PHONE NO: if any, in case of query \_\_\_\_\_

3-86

Program Name	Cass/Disk	Price
Postage & Packing	UK add £1.00 per order Europe ADD £1.50 per program Outside Europe ADD £2.00 per program	
		Total Order



## TRANSMAT EASY TAPE TO DISC TRANSFER

This professionally used and respected utility has set the standard in tape to disc transfer that others attempt to mimick. What the press think of Transmat:

- ★ Voted No. 2 in the Serious Programs Top Ten Chart by Amstrad Action Readers. Jan. 86
- ★ Maximum review ratings in PCW Aug 85
- ★ Highly recommended by AMSCLUB
- ★ "Very easy to use utility" PCT July 85. Also selected for Best of the Bunch

Transmats many features include:

- ★ Easy operation ★ Auto or non auto modes
- ★ Relocator for programs which overwrite the disc area
- ★ Erase ★ Catalog files ★ Rename
- ★ Disc header reader ★ Select user area
- ★ A or B drive working ★ Transmats itself

Cassette £7.95 inc. Disc £11.45 inc.  
Now available on ROM, only £19.95 inc.

## SPIRIT

The perfect advanced software complement to Transmat for those knowledgable in computing — Spirit offers all the tools you need in one economic package to transfer those genuine headerless programs onto disc.

This sophisticated package on a translatable cassette for only £5.95 inc.

## TAPE TO DISC TRANSFER SERVICE

We will put your ORIGINAL cassette software (even headerless and speedlock titles) on a quality 3" disc for just £6.00 including the price of the disc. Just send your cassette, less any bulky packaging, with payment — we will send you the disc and keep the cassette, for legal reasons.

## ODDJOB THE DISC UTILITY PACKAGE YOU HAVE BEEN WAITING FOR

A complete disc utility with all the programs YOU have told us you wanted all together in one amazing package. A total of 39k of disc space used.

Just look at some of the features:

- ★ A complete directory editor with which you can examine the disc directory and easily alter the contents
- ★ Recover erased programs
- ★ Hide programs from the directory
- ★ A complete sector editor to examine and/or alter the contents of files in HEX or ASCII
- ★ Map out your disc and locate where files are on the disc
- ★ Prevent programs from accidentally being erased
- ★ An intelligent disc copier that can copy those damaged/non-standard sectors on a single or twin drive system
- ★ Format in half the time on either drive. Ideal for 5.25 inch second drives
- ★ Transfer your little used programs/files from disc onto tape to reclaim expensive disc space
- ★ Increase the speed of your disc drive by up to 20%
- ★ Load and list protected BASIC programs
- ★ All instructions are supplied on disc on a separate help menu
- ★ Simple to use with single key selection
- ★ Makes full use of the disc drive
- ★ Compatible with all AMSTRAD CPC computers

All this for the incredible price of £12.95 on disc only

### NEW SPECIAL OFFER

Buy two or more titles and receive completely free, a real time Digital Alarm Clock program or ZEDIS, our excellent Editor Disassembler on cassette — state choice please.

### TAPE TO DISC TRANSFER SOLUTIONS

#### "The T.I.E. Book"

TRANSMAT OWNERS ONLY — A bumper booklet is now available containing approx. 90 transfer solutions for those problem programs. ONLY £3.95 inc. (TIE 1-5) T.I.E. 5 sheets available on their own for £1.95 inc.

### PRIDE UTILITIES LTD.

(Dept. CP4)  
7 Chalton Heights  
Chalton, Luton  
Beds. LU4 9UF  
England  
Tel: 0582 411686

### ALSO AVAILABLE FROM OUR EUROPEAN AGENTS

ZS-Soft Microtrading,  
Postfach 2361-Buro., Doktorberg 20,  
8240 Berchtesgaden,  
West Germany  
ESAT SOFTWARE,  
55 Rue Du Tondu, 3300 Bordeaux,  
France  
Contact above for details

### ALL PRICES INCLUDE VAT AND P & P

For Europe add £1.00 per title  
For Australasia add £1.75 per title  
For Rest of World add £1.50 per title

INC. AIR MAIL

## FOR ALL AMSTRAD CPC MODELS (NOW DISC PRICES ARE EVEN LOWER)

Quality utilities from our fast, reliable and friendly mail order service. All enquiries with s.a.e. answered. Excellent discounts to the trade, fast export service, 48 hour UK turnaround all orders. In fact a complete professional guaranteed service.

# PCW8256 & CPC6128 SOFTWARE

## FLEXIFILE

£39.95

Files of up to 65,000 records or all of one disk, uses B-tree fast file access, user defined screens, reports & selections. Redefine without losing data, IMPORT/EXPORT information. Records up to 1600 bytes long.

## FLEXIWRITE

£29.95

Wordstar compatible with an easy to use MENU structure. Online HELP screens, will do MAILMERGE and produce ASCII files. Support for all popular printers. Can use FLEXIFILE data for mailmerge. Extra features include SORTING of lists, print to disk etc.

## SPECIAL

£49.95

FLEXIFILE and FLEXIWRITE purchased together at a special price.

## CASH BOOK ACCOUNTS

£29.95

Accounting for cash retail businesses to VAT Scheme D. Includes regular management reports. (PCW 8256 only).

## DATABASES

£29.95

Ready built database templates for use with FlexiFile or AMSOFT's MicroFile. Applications for ESTATE AGENTS, DRIVING INSTRUCTORS, FARMERS, COLLECTORS, GARDENERS\*, COMPANY DETAILS\*, SALES PROSPECTING & more. (\* includes data).

## FLEXILABEL

£29.95

Flexible label handler producing multiple copies of mail list labels. Can read FlexiFile and Flexiwrite files or use direct input. Has both preset and user definable label sizes & formats.

All prices include VAT and postage — NO EXTRAS  
Send for our brochure for full program details



## Saxon Computing

3 St. Catherines Drive, Leconfield, BEVERLEY, Humberside HU17 7NT  
Telephone for BROCHURE or ORDERS 0401-50697



## A HANDS-ON EXPERIENCE WITH JOYCE

**In part two of his series, Mike Gerrard describes the LocoScript word processor on the PCW8256**

Last month we looked at the hardware and non-LoCoScript software provided with the Amstrad PCW8256. This month we'll go on to take a lengthier look at the word-processing program that's an integral part of the machine, LocoScript. The vast majority of PCW purchasers are going to be working with this program every day, and it's important to realise straight from the start that no matter how good the hardware is – and the PCW certainly does its job there – it's vital you have a good word-processing program that allows you to do exactly what you want to do.

Because of the nature and price of the Joyce, it's probably safe to assume that most purchasers or would-be purchasers are new to micros and to word-processing. That's certainly the case among the people I know who have bought or are thinking about buying the machine. Most people know about the concept of word-processing, without fully understanding the problems involved. Just as you couldn't expect to run the company accounts of ICI on a Spectrum, so you wouldn't expect to do any serious word-processing using a tape-based program that costs you a fiver. Although that's an extreme example, you will still find that within the range of more expensive and fairly comprehensive word-processing programs available, you could still choose the one that won't allow you to do the things that are most vital to you.

Before looking at the way you prepare and edit documents using LocoScript, it's worth knowing how the program communicates with the printer, which is unusual because of the integrated nature of the whole Joyce package. If you've seen most printers, you'll know that they contain various switches allowing you to set them to do different things. The Amstrad printer has none of these. The instructions you must give it must come from the keyboard.

The starting point for LocoScript is always the disc management screen, the screen that comes up a few seconds after loading the disc. This displays the disc directory, listing all the files (documents) that are on the disc in the drive, as well as those on the RAM disc, and it also contains space for the directory of the optional second disc drive. This screen, like all the others, also tells you the options you have at that point, and as far as control of the printer is concerned there are three things you can do. First is simply to press P to Print a copy of a document, in which case the printer will, without further ado, get on with running you off a copy of the document currently highlighted by the cursor. If you

press D for Direct Printing, the screen will change and allow you to type in a line at a time, this being printed when you get to the end and press RETURN. This is useful for adding post-scripts or putting addresses on labels. Even in Direct Printing mode you can still make use of the text layout commands such as centering or right justification.

Third option is to press the special PTR key (which can also be used to halt printing in mid-document). This simply allows you to choose from the printer's various options, such as draft or high quality (near-letter-quality) print-out, single sheet or continuous stationery, resetting the printer and so on. It's worth mentioning these printer options first because you ought to get into the habit of checking them before printing out a document. Though all other commands are embedded in the document itself, for layout, style, emphasis and so forth, you can't also enter an instruction to say that it will only be printed out in draft quality – that has to be set before printing begins.


Back on the disc management screen, let's begin not as the manual does with a disc full of sample documents, but with a blank disc, having loaded LocoScript in first. There will be an empty directory for Drive A and for Drive M. Newcomers will need a slight digression to explain what Drive M is. This is the RAM disc referred to above, which you can regard as a second disc drive of a temporary nature making use of some of the computer's own 256K of memory. You can put information on it and retrieve it again (as with a physical disc) but the data is retained only until you reset or switch the computer off, then it disappears. There are exceptions (aren't there always) but for safety's sake regard data in Drive M as temporary only, and use the drive mainly for transferring files from one disc to another.

### File groups


Back at our blank disc, the directory for a drive will show at the top the amount of memory still available and the number of files that are on that disc. Beneath that are eight groups, numbered in typical computer fashion from zero to seven. This grouping is a rare and welcome feature for a word-processing program, allowing you to keep similar files together. You might label the first group Letters, for example, the second group Invoices, the third Notes, the fourth Articles, and so on, according to your needs. This isn't just a case of neatness, however. The system does serve a practical purpose. Within each group, the first file you ought to create is one labelled Template.std. Don't worry about the layout of the labelling, what you need to know is that this template file contains the information which you yourself want to apply to all the files within that group. In the letters file, for instance, your template can contain your phone number at top left, your address at top right, with space for the addressee and the date beneath.

I have a separate disc for Amstrad User and my template for the Letters group already contains the editor's name and address, and the start of the letter, "Dear Simon,,". Each time I want to write, all that information is printed on the screen by simply pressing C to Create a new file, and all I need to change is the date.

The reason why the template should be your first file



An article as it would appear on the screen with all the "show" options on...



... with all the options off...



and the final document as printed

is because the program has to have a template to work from, and if there isn't one in that group then it will borrow the nearest available one from another group, which may take a lot of amending before you can create a different kind of document. Not only does a template contain the standard layout of text for a letter or invoice, say, it will also contain information from menus deeper within LocoScript which set line spacing, tabs, decimal tabs, italics, justification, line pitch and many more options, so it's possible for things to get very confusing when you come to print a document out and it looks nothing like you'd expected.

Having named your disc, named your group, and designed a template (which you'll probably want to refine later, but that's easily done), you will then either press C for Create a new file or E for Edit a file that already exists, and this is where we're getting to the heart of LocoScript. If you spend, say, 10% of your time designing layouts, moving files, formatting discs etc, then that's a generous estimate. The bulk of your time will be writing and editing words on the screen and in this respect LocoScript features fairly comprehensive editing facilities.

## Moving around

If you believe in the simple approach then you can move the cursor around a document just by using the cursor control keys, and if you combine this with the Shift key the cursor will jump about 20 lines up and down or 20 characters left or right. But the keyboard also features special keys for moving the cursor around, and again this is not the normal word-processor approach, most systems needing you to remember which function keys or which combination of keys performs which task. With LocoScript, if you want to use the cursor to the start of the next line you press the Line key, or if to the start of the next paragraph then you use the Para key, or the Doc key to get to the end of the document. Keys pressed normally will always move you forward, while press the same key and Alt (one of Joyce's additional Shift keys) and you get the same result but moving back through the document, i.e. Alt and Doc will take you to

the start of the document. There are also keys to move the cursor back or forward through one character, one word, one page, to the end of the line or to a specific point in the document which you can set by using the Unit key - this puts a code in the document and pressing the Unit key will automatically move the cursor to that code.

So getting where you want to type what it is that you want to insert, though I do miss the Commodore 64's facility to actually type over something and automatically remove the original text as you go. In common with many other machines and word processors, though, Joyce simply adds in text, leaving it to you to remove unwanted material. This is easily done, there being two Del keys, one deleting the character under the cursor, the other deleting the preceding character. With the auto-repeat facility, it's a quick job to remove a few unwanted lines, though for dealing with longer blocks of text the PCW has added some unique keys of its own.

These are the Cut, Copy and Paste keys. Press Cut and the program will be ready to remove the text between the cursor's current position and wherever you move the cursor to, when you press Cut again. The text is highlighted in inverse video as you go, so you can see exactly what it is you are removing, and as with all operations on the PCW you can press the Can (cancel) key if you change your mind at any time. This cutting combines with the cursor movement keys, so that if you wish to remove a complete paragraph you place the cursor at the start of the paragraph, press Cut, press Para to move to the start of the following paragraph, then press Cut again. The offending text will slide off the screen. This kind of editing soon becomes second nature, though it's best not to get too confident, as I did, and press keys too quickly - Cut, Doc, Cut I should have pressed, but Cut, Alt/doc, Cut I did press, and sat there watching all the text that I'd wanted to keep sliding off the screen, leaving me with just the text that I'd intended to remove. A rare but salutary experience.

These keys don't merely serve to remove text, though, they are also the way in which text is moved around. Cut simply allows you to cut, whereas Copy allows you to

either remove something but store it in memory, or take a copy of part of a document into memory, with the required text again being highlighted in inverse video using the cursor movement keys before making the next Cut or Copy key press. If you wish to copy part of a document, you can then put it into memory as either a phrase or a block, each having its appropriate reference numbers, with storage room for 26 short phrases or 10 lengthy blocks. You then place the cursor wherever you want to move the text to, press Paste followed by the reference number, and the phrase or block will be pasted into the document at that point. I've found it useful for pasting names and addresses into letters, or a company might want to do the same kind of thing when preparing statements, for example. You could also use this for quoting from earlier correspondence, or from other files, without the tediousness of making sure you've retyped everything word perfect. LocoScript incorporates the essential find and replace feature, which is very straightforward, allowing you to check each change if you wish, or to have the changes made automatically to the end of the next paragraph, page or the entire document.

## Slow saves

The only major complaint of mine about editing text is the save and continue feature. To stop editing a file you press the Exit key, which brings up a menu allowing you to abandon edit (i.e. forget the whole thing and remove the file if it's a new one, or retain the previous version if it's one you've been amending); or you can finish editing, meaning save what you've done and return to the disc management screen; or save and print, which is self-explanatory, though this option obviously doesn't come up if you're working on one file while the printer is occupied printing out another file; or finally you can save and continue, which saves what you've done so far but returns you to the file instead of the disc management screen. Unfortunately your cursor is returned to the start of the document, not to the point where you left off, which is what happens in most word processors. This doesn't sound like much of a drawback, as you simply press Doc to take the cursor to the end of the document, but to do this you must scroll through the entire document, page after page, which is quite a slow process. One virtue of this vice is that it does encourage you to keep everything in separate small files, which is a safer way of working, and before printing out it is possible to string all the short files together into one long one, though again this is rather a tedious business as you have to watch while each file is printed on the screen and the new longer files re-saved. For the time and the money the Joyce has saved me, almost like having a secretary of your own, it's an irritation I can live with.

While writing your text, you will want to make use of the various style and emphasis options (bold, italics, underlining etc) that are available, and there are no less than three ways of doing this! You could either use the appropriate function key to call up the menu allowing you to set, say, the underlining feature (the f3 key, which brings down the Emphasis menu), or you can use a special key which brings down a kind of Master Menu containing all the available options, and from this you select the underlining option, or finally and most simply you simply type the underlining code direct into the text as you go. This is done using the special Plus and Minus



*The now-famous Joyce Caley*

keys either side of the space bar, to set or cancel something, followed by the appropriate abbreviation, such as UL for underline, B for bold, I for italics, and so on.




Even this reasonably lengthy look at LocoScript doesn't cover all its features. There are naturally menus allowing you to arrange your page, set your margins and tabs, and have automatic page numbering – though note that Version 1.0 of LocoScript has a bug in it preventing you from adding the Page Number code. You can still use page numbering by editing one of the documents which has page numbers in it and which comes with the master disc.

You can have separate Header and Footer zones of whatever size you choose, and incorporate in these repeated headings or footings to be printed on every page, and the automatic page numbering feature will allow you to print "Page 1 of 4", "Page 2 of 4" etc. You can prevent paragraphs from being broken between one page and the next, if you wish, and also avoid the common printing problem of ending up with a single line, or even a word, on a page of its own.

Nor have I even touched on the Limbo feature yet, which allows you to retrieve any files that you have erased as long as new files haven't been written over them on the disc. This has to be a sensible implementation of a common disc feature. What normally happens when you erase a file is that the name of the file is removed from the disc's directory, though the actual data stays on the disc until another file is written to cover it up. You just can't get at the data, that's all. With LocoScript, however, the data and file-name remain in this area designated Limbo, from which they can be called back if you erase something in error. There is no guarantee for how long the file will be reclaimable, as Limbo files will be over-written as the disc fills up, but at least you can reclaim those files where your heart sinks even as you press the key to erase them.

And if your heart sinks at the thought of remembering all this information about the use of LocoScript, next month we'll see how it works in practice and also try to include some shortcuts and ways round common problems.

# M A G I C



## Datastar Systems

182 Royal College St., London NW1 9NN  
Hotline 01-482 1711

### MAGIC MODEM SPECIFICATION

- 300/300 Full Duplex — 1200/75 Viewdata 75/1200 Reverse Viewdata — 1200/1200 Half Duplex Bell Standards (Export version only).
- Auto dialling.
- Auto Answer Option (plug in Module £15 plus VAT).
- Auto Baud Rate Generator.
- Proper RS232 levels.
- 5 LED's: Transmit Data — Receive Data — Carrier — Power — Data Direction (useful for fault finding in half duplex mode).

### COMPANION SOFTWARE

- Menu Driven System.
- 16K with Spool Exec. Printing, Xon/Xoff, Baud rate selection.
- Unique directory system allows single key access to many databases with terminal configuration as required.
- Includes Xmodem file transfer for user to user sessions and downloading files.
- On or off line editing with professional features.
- Full feature Videotex Terminal Emulator.

- All common Prestel functions on single keys.
- Tagging feature for backtracking to large number of pages.
- Save and Load frames from current file system.
- Full specification CET telesoftware downloader, frames can be printed to local Econet printer.
- Econet compatible, except remote.
- Text terminal provides a scrolling host for use with non-video databases.

### MAGIC MODEM + COMPANION SOFTWARE

Launch Offer (rrp £114.95 inc. VAT) **£99.95 inc. VAT**  
**MAGIC MODEM** (£91.95 inc. VAT) **£79.95 inc. VAT**

LAUNCH OFFER ORDER FORM — FREE DELIVERY

I enclose £ \_\_\_\_\_ **FOR AMSTRAD**

Or debit my Access/Visa card no: \_\_\_\_\_

Name \_\_\_\_\_ Signature \_\_\_\_\_

Address \_\_\_\_\_

# M O D E M

# Colleen Ltd.

## BANSHEE

An epic irish adventure. Can you save Colleen from the evil clutches of the Banshees, find the treasures of Ireland and make good your escape. Over 200 locations

**DISK £12.95**

## MYSTERY VOYAGE

Shipwrecked and left alone in the vast openness of the ocean. You visit strange islands and find yourself in worlds of mystery and fantasy. 200+ locations.

**DISK £12.95**

## COLLEEN PAYROLL SYSTEM

A comprehensive payroll package for small businesses designed to run on the AMSTRAD PCW 8256. Incorporates PAYE, personnel records, overtime and SSP payments, P45 and P60 form production, report generator, year end summaries, plus a host of other features. Menu driven with extensive help facilities.

**DISK £29.95**

## KEYBOARD TUTOR

This comprehensive package takes you from the first steps of note recognition to a comprehensive catalogue of chord types and their inversions. Eventually allowing you to build up to your own music masterpiece. A must for those wishing to understand the basics of music.

**DISK £12.95**

## URANIUM

Rumour has it that there are rich deposits of uranium in Ireland. Your task is to find them. However beware! You have a rival to contend with, plus an uncompromising bank manager.

**DISK £12.95**



Reg. Trade Mark

Unit 7, Highfield Industrial Estate, Ferndale,  
Rhondda, Mid-Glamorgan, S. Wales.  
Telephone: Tonypandy 435709

# QUALITY SOFTWARE

## FROM HISOFT

### New For 1986

#### High Quality Software For The PCW8256

CPC464, CPC664 and CPC6128

##### Pascal80

HiSoft's CP/M Pascal compiler is a virtually complete implementation of the Jensen/Wirth standard. It is extremely fast at compilation and produces true Z80 machine code. CP/M version has the FILE data type and incorporates random access. Supplied with full-screen editor ED80. 3" disc £39.95.

##### C++

HiSoft C is designed to give the programmer all the power and features he needs. The compiler provides Unix-style runtime support including standard i/o, command line redirection and an extensive function library. Supplied on 3" disc with full-screen editor, ED80, for £39.95.

##### Devpac80

The standard Z80 development system comprising a Zilog-standard macro assembler with file inclusion and conditional assembly, a debugging monitor with front-panel display, and our fully-configurable WordStar-like screen editor called ED80. All on 3" disc for £39.95.

##### The Knife

A powerful direct disc sector editor featuring string and hex search, sector cut-and-paste, CP/M file-handling utilities and a comprehensive disc hacker's manual. £12.95 on 3" disc.

##### Catalog

Keep your discs in order with this extremely useful disc file managing and organising program. Keeps date-stamped records of each disc, lets you search for files, delete files, rename files and produce extended directory listings. A really handy tool for the programmer, writer or database user. Only £14.95 on 3" disc.

#### PRICE LIST OF HISOFT AMSTRAD PRODUCTS

##### DISC

Pascal80 (CP/M 2.2, CP/M Plus) compiler/editor	£39.95
Devpac80 (CP/M 2.2, CP/M Plus) assembler/editor/debugger	£39.95
C++ (CP/M 2.2, CP/M Plus and AMSDOS versions together) compiler/editor	£39.95
Catalog (CP/M 2.2, CP/M Plus) file management utility	£14.95
The Torch (CP/M 2.2, CP/M Plus) CP/M tutorial	£12.95
The Knife (CP/M 2.2, CP/M Plus) disc sector editor	£12.95
Font64 (not CP/M or 8256) font editor/screen copier	£12.95

##### TAPE

C Compiler	£34.95
Font64 font editor/screen copier	£7.95

##### ORDERING

All products are available directly from us by mail order or by telephone using Access or Visa. All prices are inclusive of VAT and postage and also include the relevant manual. We always despatch orders by first-class post. Please enclose a cheque or postal order made payable to HiSoft. Be sure to tell us exactly what computer you have and what products you want.

HiSoft 180 High St North Dunstable LU6 1AT (0582) 696421

# SOFTWARE REVIEWS

## BATTLE OF THE PLANETS

If you are in the habit of getting up on Saturday mornings you will have seen the Space-age cartoon "Battle of the Planets". Mikro-Gen have used this programme as the theme for their latest program. If you are expecting a Wally type sprite game then think again - this is a new departure for Mikro Gen, and an excellent one at that.

The first thing that strikes you about this game is the fact that it is so smooth and fast. It is better than Starion and has hidden line removal, which makes the objects appear to be solid and not just made of wire. From the fleeting glance I have had of Elite, I would say it is faster than that. After a loading screen you are presented with the front menu showing all the controls, and a variety of your opponents rotating in a window at the top right of the screen.

The plot portrays you as the latest member to be recruited into G-FORCE, The Galaxy Savers. Unfortunately they are busy elsewhere and so you have to solve this particular problem, cooked up by their Arch enemy, Zoltar, alone.

You are in a mini Solar system with five planets and Zoltar has sent out a part of his fleet to try and destroy the inhabitants. The ships will fly from planet to planet, and you must intercept them before they beam down to the surface. If you miss them in space, you must follow them down to the planet surface and then shoot it out 'Battlezone' style, avoiding the futuristic looking tanks and the other craft.

You can either shoot them with your laser, being careful not to let it overheat, or dispatch them with a rocket or two. This is a quicker alternative, but you can only carry a limited number at a time.


While you are on the planet you should replenish your fuel in the fuelship, and have your rockets and shields seen to in the repair ship. The five charts that can be called up into the bottom part of your status window tell you how your three shields are doing, what your speed is, how much fuel you have left and whether the engines are overheating, how many rockets you have left and how many enemy landing craft are on the nearest planet as well as letting you know how much of the population is left alive.

You have a separate chart telling you what your laser temperature is and how many laser cells you have left. If you allow your laser to overheat by shooting too fast it will not work until it has cooled down. As you use it you will gradually destroy the bank of laser cells that provide the power, rendering you weaponless until you visit a planet for repairs.

Near each planet there is a hyperspace gate which will lead to whichever of the five planets you select. It is a never ending battle as you shoot all the ships around one planet then chase off to one of the other planets before the remaining forces can do too much damage there. If Zoltars' ships succeed in killing off all the inhabitants on a planet then you have lost the battle. That is if you don't get blown out of the stratosphere first.

When playing, the bottom third of the screen is divided into two windows. The left hand one shows whichever of the five status charts you have currently selected, and the right shows you the state of the fuel, lasers, shields and what condition of the planet in an easy to understand, at a glance format, i.e. if your shield light is flashing then get to a planet fast before something hits you.

On the main display you only have a forward view, but there are hovering icons that flit around the borders of the main display to indicate what is out of view. For instance if there is an enemy icon flitting up and down the left hand border of the display then there is an enemy to your left. Turn left and when



the enemy is in sight the icon disappears. This very soon becomes second nature. Simply point your ship in the direction of the icon you want, whether it is enemy, planet or hyper-space gate.

This game was selected for the National Computer Games Championship which took place on December 12, 1985 and if you think your score is especially good, then send both score and the code that appears with it, to Mikro-Gen, and you may be selected for the finals of next year's Championship.

Altogether, if you want a good enjoyable blast with some amazingly smooth and fast graphics, and enough plot to keep you occupied but not snowed under with complexity, then I recommend you buy this game.

AUTHOR	MUKRO-GEN	
PRICE	£8.95	
GRAPHICS	19	FIRST IMPRESSION 17
SOUND	12	LASTING IMPRESSION 18
POLISH	18	VALUE 19
COMMENT	A space battle with style All scores out of 20	

# Kuma

**Serious software on Disc and Cassette for the Amstrad CPC464, 664, 6128 microcomputers.**

## DATAFILE II

*The powerful, user friendly Database.*  
Disc £19.95 Cassette £14.95

- ★ Menu driven – easy to use
- ★ 20, 40 or 80 characters per line
- ★ Variable file and field size
- ★ High speed search, sort and find options
- ★ Label, Summary and dump print options
- ★ HELP menu available at all times

## STOCK CONTROL and INVOICING

Disc £29.95

- ★ 1000 records on single disc (1500 on double)
- ★ Linked invoicing facility
- ★ Re-order, stock and stock value reports
- ★ Buying and selling price lists
- ★ Current stock level and value

## MUSIC MINSTREL

*High quality Music Composition program.*  
Disc £19.95 Cassette £14.95

- ★ Menu driven – easy to use
- ★ 150 pages of music with 16 chords per page
- ★ Musical features include slurs, crescendos and accelerandos
- ★ Keys can be changed during the course of a musical piece

## Kuma FORTH

*A comprehensive implementation of FIG FORTH with many added features.*  
Disc £24.95 Cassette £19.95

- ★ Floating point
- ★ Genuine cursor controlled Screen Editor
- ★ Virtual memory system for both tape and disc versions
- ★ Support for RS232 interfaces
- ★ Colour Graphics and Sound ★ Function key support

## ARTWORK

*An easy-to-use but powerful Graphics design package.*  
Disc £16.95 Cassette £9.95

- ★ Line, Box, Circle and Ellipse routine
- ★ Screen may be scrolled in any direction
- ★ Useful HELP option available at any time
- ★ Fast fill option ★ Text mode for diagram labels

## BRIDGE

*A challenging version of Contract Bridge.*  
Disc £13.95 Cassette £8.95

- ★ Stayman and Blackwood conventions
- ★ Helpful screen layout and prompts
- ★ Single key operation for highest and lowest
- ★ Fast reaction time – no annoying pauses in play

## HERCULE

*Exceptionally friendly O-level French teaching program.*  
Cassette only £8.95

- ★ 500 word and phrase vocabulary for translation
- ★ Automatic random retest for wrong answers
- ★ Exceptionally user friendly
- ★ An invaluable revision aid for all O-level students

## ARGO NAVIS

Disc £12.95 Cassette £6.95

Your spaceship has been overrun by aliens and your only hope of survival is to collect and set the twelve self-destruct bombs deep in the heart of the vessel, return to the airlock and escape to safety. Sounds easy, doesn't it? – but beware – this exciting, addictive, multi-scenario game abounds with hidden dangers both inside and outside the ship!

## RENEGADE

Disc £12.95 Cassette £6.95

You must negotiate your way through a large, heavily guarded maze to steal a priceless jewel, hidden on the tenth level. Having reached this crystal you must fight your way back out of the maze to ensure your ultimate revenge. A superb multi-level, addictive game with lots of devious surprises!

**CREDIT CARD HOTLINE 07357 4335**

Please send me:

	Disc	Cass.	Qty	Total
DATAFILE II				
STOCK CONTROL				
MUSIC MINSTREL				
BRIDGE				
ARTWORK				
Kuma FORTH				
HERCULE				
ARGO NAVIS				
RENEGADE				

TOTAL PAYABLE

Send to: Kuma Computers Ltd, 12, Horseshoe Park, PANGBOURNE, Berks RG8 7JW

Name .....  
Address .....  
(to agree .....  
with credit .....  
card account) ..... Post code .....

Cheque enclosed for £ ..... Or charge my  
ACCESS/BARCLAYCARD A/c.

Signed ..... Expiry date of card .....


## SPITFIRE 40

This is a decent combat flight simulator where you fly around in your Spit' and bash the Bosch without running up large repair bills for old Blighty. First though, one should read the flight manual. One feels very silly trying to accelerate down the runway with one's brakes on. Raising the old landing gear while still on the tarmac is also considered rather bad form.

The simulator itself handles quite well, loops barrel rolls, falling leaf spins, inside and outside loops and, of course, victory rolls over the runway à la Dougie Bader. Whether all this means it is too easy or whether experience counts, I don't know, but the first hands-on activity soon shows the games Achilles' heel: You can't see both the cockpit and the windscreen at the same time. A bit unfair, what?

Mind you, both the cockpit instrument panel and the view up top (complete with rear-view mirror) are very well done in mode 0 technicolour. All the instruments are real rotating dials and needles – none of this new-fangled digital muck. A bit worrying not being able to see the prop, though.

Certain little things help to overcome the 'what am I supposed to be doing here' syndrome, such as a little stripe of pixels running down the right-hand side of the screen which start to disappear if you get too close to the hard stuff at the bottom. 'Seat of the pants' pilots of American persuasion can judge the airspeed from the noise of the engine. One can knock up a good 400 miles per hour in a steep dive and the wings still don't come off.



Before worrying about getting too low too fast, one has to get the jolly old bird of the ground. Push the revs up, cry chocks away, pull back on the stick and up we go. As soon as the Spit' is airborne, raise the gear and ease off on the stick and flaps. Failure to ease off results in a manoeuvre which is technically known as a stall – the nose goes up, the tail goes down, and the nose follows it. You bounce a bit hard on the tail-bone old boy.

Sound effects are there – you hit the ground with an awful crunch and the guns go rat-a-tat. The engine noise has a strange coming and going hum to it which would have me returning my plane to the hangar for a service. Probably something to do with the missing propeller.

There are three ways of getting at Jerry: Training, combat and combat training. Training lets you practise your technique of taking off without the hinderance of a damn Fokker blowing off your tailplane. The really tough bit is putting it all back down on the ground again in one piece. Nice of Jerry to leave us alone for a while, it gives one time to sit back and remember to put the wheels down.



Combat training is the best bit of this simulation, practically unlimited ammo and plenty of bandits, all capable of a brilliant dogfight. You start off up in the air at 10,000 feet (no worries about stalling) and usually with a bandit on your tail, trying to blow it off because he was barred from your practicing session. That German chappie, Herr Ahrman-nerleg, suddenly becomes less of a sport and more of an utter cad, always attacking you from the rear and refusing to come up front and take it like a man.


When you actually get round to it, the real thing is a bit of a let-down. There is the minor detail of trying to locate the odd invading bandits from a given bearing and altitude using your map and gyrocompass. It takes ages to find the Messerschmits and one tends to frequently run out of petrol just after one has sighted the bounders.

Not a bad little game really, especially if you buzz about in combat practice. Still no details (other than the runway) on the ground (the excuse of thick green fog doesn't hold up to close examination), but this is at least as good as the Digital Integration flight simulator. It's all a matter of taste – you may well be a speed fanatic and prefer F111s to Spitfires, but only this game lets you save your bag to disc or tape to prove your worth to your friends. Doing well in combat reaps its rewards for the few, in the form of becoming Group Captain, possibly the proud possessor of the DSO or DFC. You get more gongs at this game than the whole of 633 squadron.

One wonders what on earth Amsoft are going to do to this program when they try to sell it to the Germans? Have to be tactful here, mustn't mention who won the war must we? (*Oh well we didn't really want to sell any copies of ACU to Germany – Ed.*) Could we have some new-style air aces, confirming their bags by sending floppy discs back and forth?

AUTHOR	MIRRORSOFT / AMSOFT	
PRICE	£8.95	£13.95 (disc)
GRAPHICS	16	FIRST IMPRESSION
SOUND	11	LASTING IMPRESSION
POLISH	14	VALUE
COMMENT	Benefits from being simple to master	

SENSATIONAL SOFTWARE FROM  
**MIKRO-GEN**



**Three Weeks**  
*in*  
**Paradise**

**AMSTRAD CPC 464/664/128 £9.95**

Unit 15, The Western Centre, Bracknell, Berkshire

Tel: 0344 427317

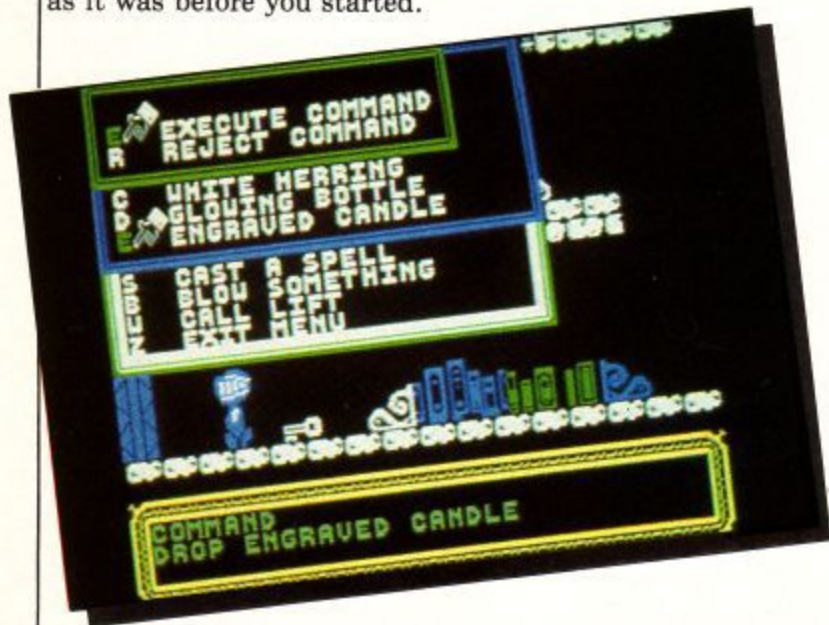
## SPELLBOUND

Hot on the heels of Finders Keepers comes Spellbound from the same author. But it isn't just a tired re-work of the same piece of code with new scenery. Graphically it looks familiar but the game itself is infinitely better.

Many people have tried to produce that infamous thing "an arcade adventure". Usually they have ended up as a fast and furious shoot out with the added ability to pick things up. In Finders Keepers it was possible to trade objects that you found but not a lot more. In Spellbound however there is a much wider range of options. It might have been difficult presenting the user with a whole host of different things to do so a very clever nested window technique has been used.

Anyone who has played with Locoscript on the Joyce will know how one key press will bring up a short list of options then picking one of these will take you on to another short list of options and so on. The same sort of thing happens in Spellbound. Pushing the fire button brings up a window that presents a number of options (Pick up, Drop, Give, Take, Cast Spell, Read, Examine, etc). If 'Take an object' were chosen then a secondary window would overlap the first giving a list of characters from which you might want to take an object.

Once the pointer had been moved down to the relevant character another push of the fire button might bring up a tertiary window which again overlapped the previous two listing all the objects carried by that person. Once the correct one had been picked (fire button again) a fourth window would appear asking for confirmation. When the fire button is pressed for the fifth (yes fifth) time the action will be carried out and all the windows will disappear to leave the scenery just as it was before you started.



Five pushes of the fire button plus the up and down movement to position the pointer might sound like a lot of work just to take an object but it soon becomes second nature, besides which, it is only by this method that the complexity necessary for this to rival a real adventure could be included. One window giving just eight options wouldn't give much scope for the great range of possible actions in the game.

Just as in a real adventure, you wander about picking things up and examining them (if they have a read status of "Yes" then the next thing you do should be to read the object). One of the first things you find is a "white" herring. It's a good idea to read this because it gives you a clue about what to do next. By shuffling various objects about the place on the first level and interacting with the characters you find there you will eventually manage to open a door at the end that allows you into a lift. Inside this you can travel to a number of other levels each of which have their own objects to be found and puzzles to be fathomed out.



There isn't much point in detailing the nature of any of the problems here because that would render the whole thing quite useless. Needless to say though, it's bound to take many hours of enjoyable play before you complete the quest. Just to make it that little bit more difficult there is a limit to your energy so that you must find some way of rejuvenating your strength. There are also some rooms that mean death unless you enter carrying the correct object (e.g. a glowing bottle will be needed fairly early on in the game).

Your character can just walk left and right but if you really want to get somewhere in a hurry he is also capable of some quite energetic leaps. This will be needed to get over things that might otherwise bar the way. Like a lot of the better adventures, not all the objects weigh the same amount so it is sometimes necessary to drop one or two things before a heavier object may be picked up. Details such as weight, whether it can be read and whether it will be destroyed if it is dropped can all be found by examining an object. The other characters that you meet can also be examined to see their current status of magic, strength and the like.

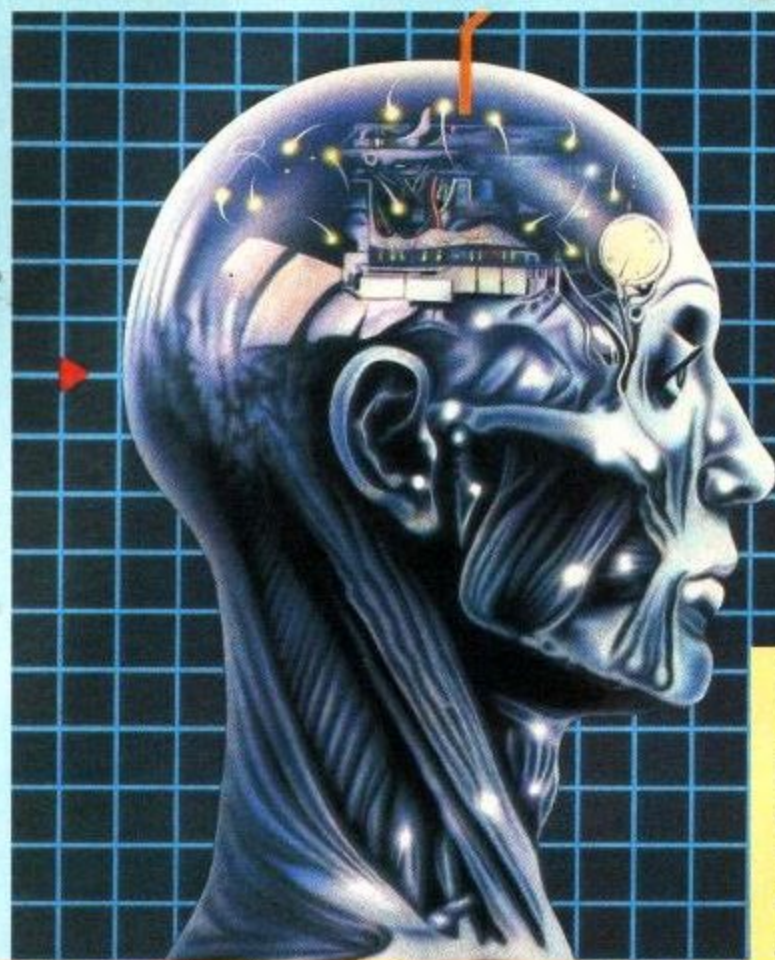
As someone who finds adventures a little tedious (except for the excellent Hitchhikers Guide of course) and would much prefer to be blasting away on a joystick it is refreshing to find a game that strikes an interesting balance between the two types of game. The overlapping window technique certainly seems to be flavour of the month in a number of camps and not without justification. It is a clear way of making it very easy to pick one of a large number of options. Spellbound is one of the new Mastertronic "Mad Games", so it is still pretty cheap even if it does not fall into the usual budget pigeonhole.

ACU

AUTHOR	MASTERTRONIC		
PRICE	£3.99		
GRAPHICS	15	FIRST IMPRESSION	14
SOUND	12	LASTING IMPRESSION	16
POLISH	17	VALUE	19
COMMENT	Further proof that games can be cheap & good		

# THINK!

A supreme test of logic and strategy



AVAILABLE  
NOW  
FOR YOUR  
AMSTRAD  
CPC 464

## What Is Think!

Essentially a board-game designed specifically for your computer, which, like all the best board games, is EASY TO LEARN but EXTREMELY DIFFICULT TO MASTER.

Played on 6 × 6 grid, **THINK!** will provide hours of fun and frustration for all ages—

### THINK! features:—

- ! Instant replays ! Icon-driven menu
- ! Play the computer or a friend
- ! Joystick or keyboard control

### THINK! Variations:—

#### ★ TUTORIAL THINK!

a practice mode where the computer analyses and advises on your moves

#### ★ SPEED THINK!

each player has a limited time to make each move

#### ★ BLITZ THINK!

each player has a limited time to complete all their moves

#### ★ PROBLEM THINK!

the computer will set some fiendish problems for you to solve or you can set up your own grids for the computer or a friend to solve.

"... It is a simply wonderfully addictive and ingeniously designed game..."

Popular Computing Weekly



Available from all good software retailers – if it's not there, please order it – or in case of difficulty, send your crossed cheque/PO made out to Ariolasoft UK Ltd., including your own name and address to Suite 105-106 Asphalte House, Palace Street, London SW1E 5HS.

THINK! Amstrad cassette £8.95. UK orders only. Prices include P&P. Please allow 28 days for delivery.

ariolasoft  
HIGH PERFORMANCE PROGRAMS

# FORBIDDEN PLANET

Design Design

# 2112AD



AMSTRAD  
DISC £14.95  
CASSETTE £7.95

Selected Design Design titles are available from:-

WOOLWORTH  
WHSMITH 

John Menzies 

and all leading software stockists, or direct from:-  
Design Design Software,  
125 Smedley Road,  
Cheetham Hill,  
Manchester M8 7RS.

Trade enquiries:- 061-205 6603

NOW AVAILABLE **WORKING BACKWARDS**

FOUR GREAT HITS ON ONE DISC  
DARK STAR, ON THE RUN,  
HALLS & TANK BUSTERS  
£14.95


Prices include p & p

# BRITAIN'S BEST VALUE COMPUTER HARDWARE


So far so good. If you've bought an Amstrad PCW 8256 you've got the best value hardware on the market. But what now? Keep on saving with the best selling, Sage 'Popular' range of business software.

Take your pick from the biggest and best range of professional software for the AMSTRAD. Accounts, Payroll, Invoicing, Data Base Management and Communications programs, all simple to use but highly effective and yours from as little as £69.99 incl. VAT. For the cost-conscious small business, there's no better bet than Sage. What's more, you don't need to be a computer buff to put our programs to work. We give you 90 days direct after sales support absolutely free, and for a modest annual payment we'll provide ongoing support, including free program updates. (Try asking some suppliers of higher priced software how much support they offer!)

What Amstrad did for hardware prices, Sage, one of Britain's top software companies, have done for software prices. Talk to your local dealer today, or send for more information.



## DESERVES BRITAIN'S BEST VALUE SOFTWARE



- **ACCOUNTS** The original SAGE accounting system to automate your bookkeeping. **£99.99** incl. VAT
- **INVOICING** Automatic invoice production linked to a stock recording system **£69.99** incl. VAT
- **ACCOUNTS PLUS** SAGE accounts combined with Invoicing and linked directly to your ledgers. **£149.99** incl. VAT
- **PAYROLL** An effective, easy-to-use system to automate wage calculations, payslip printing etc **£69.99** incl. VAT
- **COMBO PACK** The SAGE Accounts and Payroll programs in a money-saving package **£149.99** incl. VAT
- **SUPER COMBO** Accounts, Invoicing and Payroll at a saving of £39.98. **£199.99** incl. VAT
- **SAGE DATABASE** The electronic filing system to organise your records and produce reports and mail shots **£69.99** incl. VAT
- **CHIT-CHAT, E-MAIL** A special version of this top-selling program to connect to electronic mail systems like Telecom Gold, One-to-One, etc. Includes free One-to-One mail box worth £50. **£69.99** incl. VAT
- **CHIT-CHAT, VIEWDATA** This version of Chit-Chat gives you access to Prestel and other information systems **£69.99** incl. VAT
- **CHIT-CHAT COMBO** Save £39.99 with this combination of our E-Mail and Viewdata programs. **£99.99** incl. VAT

### FOR MORE INFORMATION

Fill in the details below and post to:  
Sagesoft plc, NEI House, Regent Centre,  
Gosforth, Newcastle upon Tyne NE3 3DS.

NAME \_\_\_\_\_

COMPANY \_\_\_\_\_

POSITION \_\_\_\_\_

ADDRESS \_\_\_\_\_

\_\_\_\_\_

POST CODE \_\_\_\_\_

TEL. NO \_\_\_\_\_

☎ ORDER BY PHONE

## SAGE

Holders of Access and Barclaycard can order by phoning Tyneside (091) 284 7077. Please allow 28 days for delivery.

**BETTER SAGE THAN SORRY**  
ACU 3/86

**THIS IS NOT JUST A MODEM,  
BUT A COMPLETE SYSTEM, NOTHING ELSE TO BUY  
'COMMUNICATOR'**

Why pay extra for the features that the COMMUNICATOR offers as standard?  
NOT A BITS and PIECES SYSTEM..... THIS IS A DEDICATED MODEM Compatible with the  
464.664 and 6128

\*\*\*\* NOW WITH THE LATEST SOFTWARE \*\*\*\*

Software control of all options via the inbuilt SERIAL and PARALLEL interfaces Features include:

AUTO DIAL and AUTO ANSWER.  
SOFTWARE included on SIDEWAYS ROM  
Through connector for further expansion.  
Contact BULLETIN BOARDS, PRESTEL, MICRONET 800 and BT GOLD ETC..  
Prestel software includes the FULL 8 COLOUR DISPLAY,  
DYNAMIC Frame handling and TELESOFTWARE DOWNLOADING.  
Options accessible from BASIC using the Amstrad Bar Commands.  
NO LESS than 50 Bar commands are available to the BASIC programmer.  
Also selectable from the NUMERIC KEYPAD while ON LINE.  
Twin seven segment LED to display digit being dialed and mode selected.  
RX and TX indication within the LED display.  
SOFTWARE SELECTABLE BAUD RATES.. 300/300 (ans or orig), 1200/75,75/1200 full duplex. 600 and 1200 half duplex. BELL and EUROPEAN rates.  
SPOOL ALL incoming data to... Tape, Disc or Printer.  
X-ON and X-OFF selectable when SPOOLING to tape or Disc.  
DOWNLOAD or UPLOAD files using the XMODEM protocol.  
Wordprocessor FILES or PROGRAMMES can be Read from tape or disc and sent directly DOWN LINE.  
RECEIVE or SEND complete blocks of code to/from anywhere in the computers memory.  
RE-DIRECT ALL print -> 8 listings to the modem and reset to CENTRONICS.  
Selectable size BUFFER to store data using the TEXT EDIT facility, received data or LOADED from tape to disc.  
Buffer contents can be SAVED to tape or disc, directed to PRINTER or TRANSFERRED down line.  
SEND, PRINT or SAVE SCREENS. (ASCII characters).  
AUTO CHANGE OVER from TX and RX selectable when in HALF DUPLEX.  
Single bytes can be received or sent using the GET and PUT commands.  
Selectable LINE FEED code can be sent to.. SCREEN, PRINTER or DOWN LINE.  
Local and Received data ECHO Facilities.  
Unit dimensions (in inches)... 1.5 High - 8.5 Wide - 9.5 Deep A 90 day unconditional warranty is included (subject to misuse).



\* In terms of value for money it's EXCELLENT \* Amstrad User Magazine.  
AMSTRAD SET THE STANDARD FOR ALL IN ONE SYSTEMS  
K.D.S. CONTINUE THAT WITH THE COMMUNICATOR  
DON'T DELAY ... ORDER TODAY.  
FREE Subscription to Microlink with every modem.



15 HILL STREET, HUNSTANTON, NORFOLK PE36 5BS. TEL:(04853)2076 Please add VAT to all prices.

**£153**

Note: This modem is not  
B.T approved.

**RS 232**

Communicate with your  
modem. Talk to other computers.  
Use serial printers Split baud  
rates Standard 25 way 'D'  
connector.

**£34.75**

**8 BIT  
PRINTER PORT**

Make use of that 8 bit printer  
Allows character codes Above  
127 (ie 0 to 255) Plugs in between  
centronics Port and printer cable

**£12**

**Connecting Cable**  
A connecting cable is required  
for connecting the RS232,  
parallel port and the sideways  
ROM to the CPC664. All other  
units connect directly to the  
464 and 664. A cable kit is  
available and will allow any  
add-ons to be connected to  
the 664 - £5.20. Soft-  
ware on disk -  
£3.50 extra

**ALSO  
AVAILABLE  
AT AMAZING PRICES!**

**SIDEWAYS ROM**  
The unit holds 4 ROMS.  
Each can be 2,4,8 or 16k in size  
incorporating a device to allow  
+ slower + ROMS to be used less  
than Amstrad suggested 200ns  
That means cheaper ROMS.  
Free utility ROM with every unit.

**PARALLEL PORT**  
Make that robot move. Control  
electrical appliance. Twin 8 bit  
ports. Operates direct from  
Basic 2x14 way speedblock  
connectors.


**ALL UNITS ARE CASED  
AND HAVE THROUGH  
CONNECTORS**


**NEW CROWN COMPUTERS LTD.  
(T/A CHILTERN COMPUTER CENTRE)  
SPECIAL OFFERS FOR THIS MONTH**



ARCADE GAMES		ADVENTURE GAMES		STRATEGY GAMES		AMSTRAD HARDWARE		AMSTRAD BOOKS	
Chuckie Egg	4.85	Mindshadow	6.95	Hacker	6.95	PCWB256	443.85	40 Educational Games for CPC464	5.95
Master of the Lamp	7.85	Gremlins	6.95	Football Manager	5.55	CPC6128 colour	389.95	464 Whole Memory Guide	7.95
Blogger	5.56	Robin of Sherwood	6.95	Software Star	5.55	CPC6128 green	289.95	A Child Guide to the Amstrad	3.95
Defend or Die	5.56	Classic Adventure	6.25	3D Boxing	6.95	CPC464 colour	289.95	A CPC464 Compendium	7.95
Admiral Graf Spee	5.80	Gems of Stradus	5.55	3D Grand Prix	6.95	CPC 464 green	189.95	Advanced Programming Techniques	7.95
Airwolf	6.25	Castle Blackstar	4.85	Alex Higgins Pool	6.25	DD1-1 Disc Drive	149.95	Adventure Games for the Amstrad	7.95
Assault on Port Stanley	6.25	Smugglers Cove	4.15	Alex Higgins Snooker	6.25	FD-1 Disc Drive	95.00	Amstrad 464 Disc System	7.95
Astro Attack	5.80	The Magic Sword	6.25	American Football	5.95	Modulator 464/664/6128	29.95	Amstrad Basic (Part 2)	19.95
Braxx Bluff	6.25	Fantasia Diamond	5.55	Amsoft	5.95	JY-2 Joystick	10.95	Amstrad Assembly Language	12.50
Bridge It	5.80	Tomb of Kuslak	5.55	Centre Court	5.95	3" Disc (box 10)	45.00	Amstrad Basic (Part 1)	19.95
Cubit	5.80	The Hobbit	9.95	Fruit Machine	5.95	3" Disc (single)	4.75	An Educational Database	6.95
Dragons	5.80	Angeliq: A Grief Encounter	4.85	Detective	5.95	DMP2000	149.95	Basic Programming on Amstrad	7.95
Dragons Gold	6.25	Arnold Goes Somewhere Else	4.85	Trivia	6.25	MP165 Printer NLQ	270.00	Concise Firmware Spec.	19.95
Electro Freddie	6.25	Trial of Arnold Blackwood	4.85	World Cup	5.55	CPA80 Printer	199.00	Concise Basic Spec.	19.95
Fantastic Voyage	6.25	Wise & Fool of Arnold Blackwood	4.85	Formula One	5.55	Star SG-10 NLQ	264.50	CPC464 Computing	9.95
Frank 'n' Stein	6.25	Cheops	6.25	Test Match	4.85	Printer Lead	10.95		
Fu Kung in Las Vegas	5.80	Project Volcano	6.25	Frank Bruno's Boxing	6.25				
Galactic Plague	5.80	Royal Quest	4.85	Rocio	6.25				
Gatecrasher	5.80	Crystal Theft	5.55	World Series Baseball	6.25				
Home Runner	5.80			Millionaire	4.85				
Jet Boot Jack	5.80			Lucky Fruit	4.85				
Laser Warp	5.80			Flight Simulation	8.95				
Mr Wongs Loopy Laundry	5.80			The Boss	6.25				
Mutant Monty	5.80			Tim Loves Cricket	6.25				
Punchy	5.80			Interdictor Pilot	9.95				
Quack-a-Jack	5.80								
Space Hawks	5.80								
Spannerman	5.80								
Splat	5.80								
Star Commando	5.80								
Sultans Maze	5.80								
Scout Steps Out	6.25								
Death Pit	4.85								
Technician Ted	5.56								
Sir Lancelot	4.85								
Galaxia	4.15								
Hold Fast	4.15								
Star Avenger	4.85								
Er-Bert	4.15								
Ghouls	4.85								
Killer Gorilla & Gauntlet	6.95								
Alien Break In	4.85								
Atom Smasher	4.85								
Binky	4.15								
Jammin	6.25								
Super Pipeline II	6.25								
Brian Bloodaxe	6.25								
Battle Beyond the Stars	6.25								
File Manager	9.25								
Print Pac I	4.45								
Scriptor	5.25								
Syclone 2	5.25								
System X	7.95								
Tomcat	5.25								
Super Pipeline II	9.75								
Jump Jet	9.75								
Snapshot	9.75								
Disc Drive Firmware Spec.	9.95								
Filing Systems & Databases	8.95								
Gateway to Computing (2)	4.95								
Gateway to Computing (1)	4.95								
Graphic Programming Techniques	7.95								
How to Write Games Programs	2.50								
Ins & Outs of the Amstrad	7.95								
Introducing 464 Machine Code	8.95								
M/C Lang. Absolute Beginners	5.95								
Machine Code for Beginners	6.95								
Practical Programs for CPC464	6.95								
Ready Made M/C Lang Routines	7.95								
Starting Basic (Book 1)	4.95								
The Advanced User Guide	6.95								
The Working Amstrad	5.95								
Writing Adventure Games	6.95								
Your First CPC Book	8.95								
Your First Amstrad Programme	6.95								

**MAIL ORDER**  
Please make Cheques & Postal  
Orders Payable to:  
**NEWCROWN COMPUTERS LTD.**  
98/100 HIGH TOWN ROAD,  
LUTON, BEDS LU2 03P  
Tel: (0582) 455684  
Overseas trade & mail order  
enquiries welcome.





## SEEK AND YE SHALL FIND...

*Into adventures with Bill Brock*

As we saw last month there are two golden rules in adventure gaming:

1. Never get Lost
2. Know the Language

Rule number 1 is often difficult to follow. Not only may there be one-way paths and mysterious transportation rooms (sometimes called trapdoors!) but nearly all games have mazes incorporated into them.

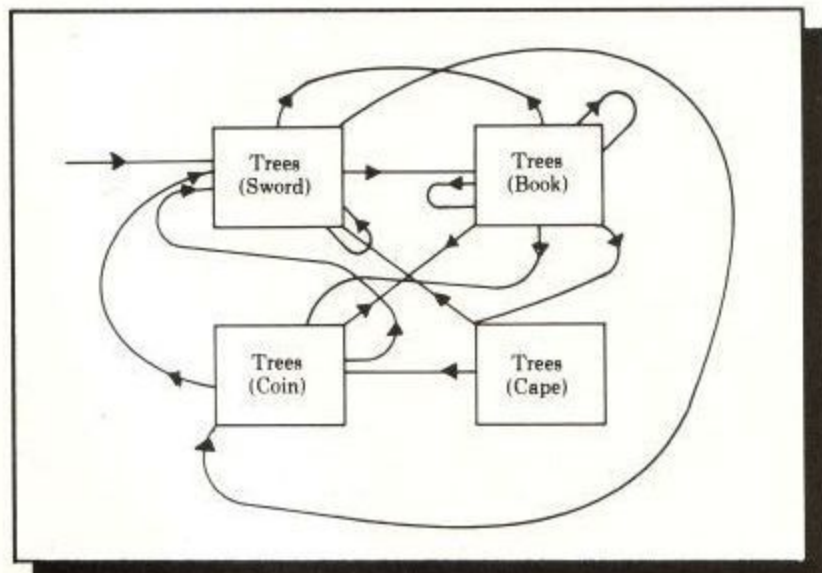
Usually the first you know of this is when you move to a new location and find the description is the same as where you have just been. Don't panic . . . do not repeat the movement command thinking that you have typed something incorrectly. You are either equipped to tackle the maze or you are not . . . stop and think for a moment or two.

something worthwhile. Now, as all places look the same you cannot tell if you have already been there, so first of all you must find a way to make each location unique. Somehow they must appear different so that you can define each location and add it to your map.

The traditional way of solving a maze is to drop something at each location so that the description will read something like this: "Trees surround you. Paths go in all directions: There is a book here". This defines each location but even so our previous form of mapping will probably make everything clear.

Because paths will go in all directions, the standard map will look a complete mess and will be difficult to understand (fig. 1). A better system is to draw numbered boxes and to indicate to which box each direction from any one box goes (fig. 2).

This requires that you have got something to drop at each location, although if only one location does not have an additional object it will still be unique . . . think about it.

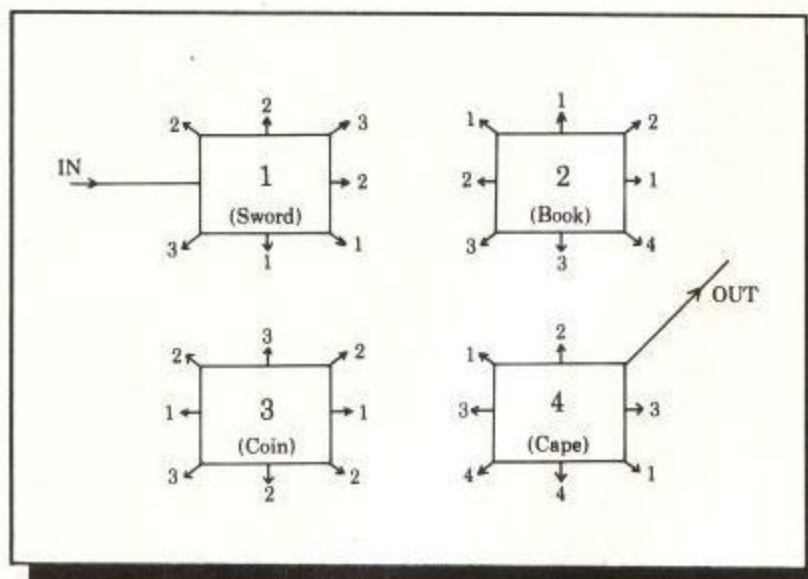


**Figure 1: And this is not yet complete!**

If you are not prepared for a little maze mapping then either 'QUIT' and reload a saved game position or thrash around a bit and see what you can find, either the way out, or some sort of 'goody'. Mazes often hide useful things or hidden pathways.

The reason for quitting is that mazes by their very nature are devious places and our standard form of mapping will not be very satisfactory - moving North after moving South will probably not bring you back to where you started from. Each maze location will have a description but in all likelihood that description will be the same, something along the lines of "Trees surround you. Paths go in all directions". Nevertheless study it carefully. You may find either a slightly different wording or perhaps a comma out of place.

One thing is certain. You must map mazes carefully and completely - it is the obvious place to hide



**Figure 2**

Programmers are devious characters, so do not expect this system to work every time. You may have to get more objects because the number you can carry is limited . . . you may have to map part and repeat the process with a second or third section.

One thing is sure (well reasonably) and that is: mazes can be solved - you just have to find the right way. In the example given above, perhaps you should try "Examine path" or "Examine trees" at each location. There may be something significant at one or more locations. Perhaps you are carrying a magic sword which glows in certain places.

## Lazy mapping

For those of us that are either lazy or unable to draw mapping rectangles in the right places. Print n' plotter products have the ideal thing. For some time now they have been selling the "Adventure Planner".

This is a 50 sheet tear-off pad, where each 420mm x 296mm sheet has an 11 x 14 grid of useful sized boxes for you to annotate as necessary. There is space on each page to record the name of the adventure and room for a number for playing notes. Designed for the job it makes a fine addition to the programmer's arsenal. It is also very handy if you are designing games.

Perhaps because of their awkward size when stored in bulk, not many shops seem to stock them, but they can be bought mail-order for £4.50 from Print n' Plotter Products Ltd., 19 Borough High Street, London SE1 9SE.

## Where's the rum?

Adventure International must rate as one of the most prolific adventure teams and with Level 9 and Melbourne House they are the top performers. Adventure International seem to have the knack of taking an existing scenario and turning it into a workable adventure, "Robin of Sherwood" and "Seas of Blood" being their latest.

"Seas of Blood" is based upon the Penguin Fighting Fantasy book. This is a multi-option adventure that has proved, together with numerous others by the same authors, that role-playing adventure books can capture the imagination of the readers that buy them in their thousands.

The storyline, as in most of Adventure International's games is fairly simple. You are captain of the pirate vessel "Banshee". To complete the game you must find and retrieve some 20 treasures and take them to the top of a mountain at the southern end of the Island sea. Perhaps why you have to do this will become clearer when you get there... "Seas of Blood" has good, colourful graphics and the simplistic operating system used in their other games. Input commands are nearly always given in the form verb/noun and the vocabulary understood is not very great, in fact this side of all Adventure International programs is quite unsophisticated.

Most times if a word is not recognised it is ignored. Strangely enough, although this can sometimes be misleading, it does encourage a simple, direct approach, which is perhaps one of the games' attractions.

Note that the game is the first of the "Fighting Fantasy" titles with the emphasis on fighting. Whenever you attack or are attacked the game displays a pair of spinning dice. A series of throws determines the outcome of the battle.

Random factors such as these can ruin an otherwise good adventure game but this system does seem to work quite well, even if my dice did not always seem to be as random as they might be. With a little patience you can save your position before a battle and keep returning to it until you come through unscathed.

When you board the Banshee you move by typing "Sail South", "Sail West", etc. A bit long-winded... but that's the system. There are over 400 locations but as

a very large number of these are the same view of the sea from the ship don't get too excited about the graphics.

This simple view of the sea can pose problems - like mapping. It is very important to know where you have been, and more important to know where you have not been. You must find provisions. Without them the crew will mutiny and the game will end.

Each sailing move costs you one unit of provisions and can indirectly help you with the mapping. Check the number of "Sailed moves" by noting the provisions left. The Island of Nipper is said to be at the southern end of the Island sea... don't believe it. I have not reached land South (my provisions ran out) and I suspect that this sea goes on forever. Just take care with those maps.

On a couple of occasions I ended up stranded on the shore, unable to "Board Banshee" or "Go Banshee". Whether this is a bug or a "game puzzle" time will tell. Note the use of "Go XXX". Adventure International often use this syntax so if you cannot get into what is obviously an interesting location, try "Go entrance", "Go Passage", "Go Hole" and the like.

Fun on the High Seas, keep your wits, and your cutlass, about you and enjoy the cruise.

## Film fun

Ocean Software seem to have jumped in at the deep end with the first adventure game, "The Neverending Story". With over 100k of program spread over two cassettes it has proved to be an interesting challenge for lots of adventurers if the sales over the Christmas period are anything to go by.


The game follows the general outline of the film (and the book) with a lonely small boy - Bastian Balthazar Bux - finding an old book which contains the never ending story of the world of Fantasia. As he hides himself away and reads it he becomes part of this story. He sees and reacts to Fantasia through the eyes of Atreyu (another small boy).

Fantasia is the eternal "Land of good" gradually being eroded by an evil "all consuming nothing". The empress of Fantasia is ill and weak and the land desperately needs a saviour to pull it back onto its feet. There are no prizes for guessing who has the job.

The graphics are great, colourful and novel, the music wins the editor's award for best music on the Amstrad. One main screen is displayed across the top third of the screen. This is then overlaid with a small picture showing either who is present or where you are. A further six small pictures show what you have with you. Some of these can be a little difficult to decipher if you did not know what they are.

The basic command interpreter is fairly simple minded, understanding a very small vocabulary and needing only the simplest verb/noun input. This is the weakest part of the game and will hopefully be improved in Ocean's future adventures. You have to "Get Falkor" (the flying Luckdragon) before you can "Fly West" and having finished with his services you then have to "Drop Falkor". All the objects are shown in detail and there is no "Examine" command.

The first part has about forty locations and although you can die if you stay too long in the swamp there is a fairly logical selection of "goodies" to be found and used. It has been suggested that whatever is found and is



not used should be carried with you to the next part – not bad advice but I'm not convinced that everything has a positive action to play in the final solution.

Mapping this part is not difficult and will save a lot of wandering around. Save your position fairly regularly. It does not take long and will save you getting frustrated as you gradually learn what to do and so do not have to start from the beginning.

Generally the text will give you the right hints to assist at the right place at the right time. If in doubt remember "fire destroys" . . .

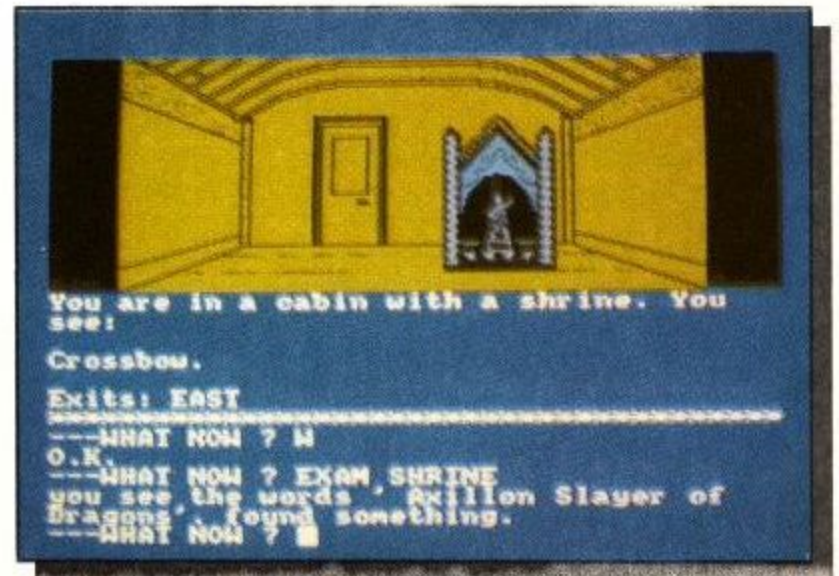
Once you have loaded the second part save your position. There are over 25 lethal moves within six moves from where you start. If you have not got a position to restore you will have to reload part one.

Your (Atreyu's) wonderful dragon steed disappears at the start of part two but will reappear in the nick of time when you have discovered all there is to know about Spook City (that's where you landed) . . . so persevere with your exploring.

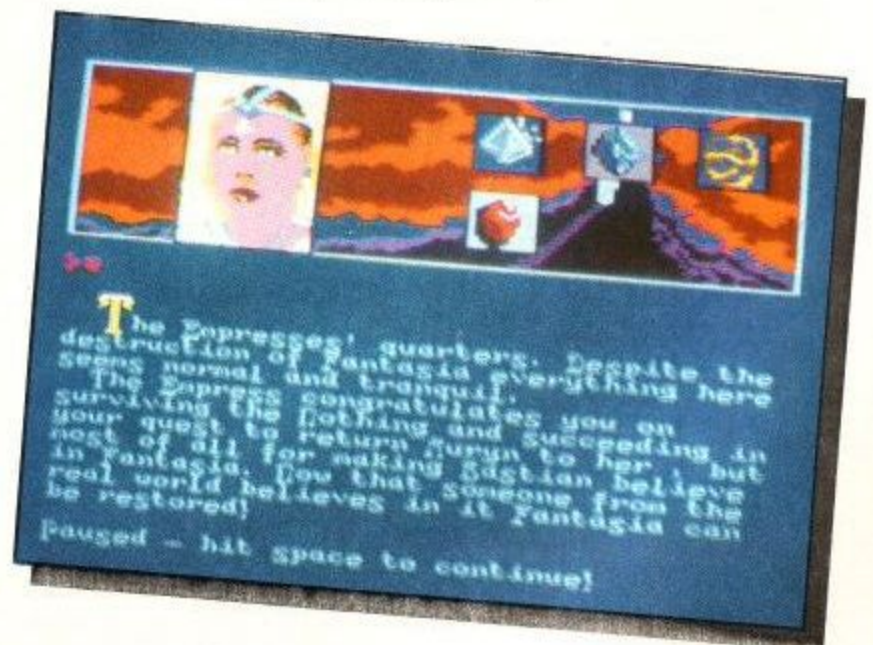
Although there are no deadly traps awaiting you at the beginning of part three . . . follow the same procedure as before – it is good practice for the future. This last part is really very easy . . . if you have read the first few paragraphs of this month's offering – yes . . . mazes.

First there is the twisty wooden maze, then the twisty stone maze and finally the twisty glass maze! Just do not panic but sit back and enjoy yourself! The final solution like many adventure games comes as a bit of an anticlimax . . . but at least you meet the lovely Empress, who seems to be fit and well for her final speech . . .

The program notes make mention of other characters – good and bad – that should pop up now and then, but there appears to be little interaction except for the atmosphere they add to the story. For the first two parts, make a note of the things you find and try and find a use for them. Never be without the good-luck charm Auryn for longer than necessity dictates! All in all, a good enjoyable adventure . . . where is the next one Ocean?



Above: Scenes from Seas of Blood  
Below: It's a Never Ending Story



# SOFTWARE FOR THE AMSTRAD

## ULTRABASE

### General Purpose Database

Ultrabase is a general purpose file management package allowing large amounts of information to be stored and processed. It is extremely powerful yet flexible & easy to use.

Once set up, the information may be retrieved, sorted on any field, displayed, updated, printed etc as required.

It is ideal for use in the home, school or office and is supplied with a comprehensive manual.

- Menu driven & easy to use
- Up to 15 fields per record
- Up to 25 characters per field
- Any number of files may be created
- Each file may typically hold up to 400 records (based on a 5 field record)
- More than 25K of memory for data storage
- Special label printing facility.



TAPE

£14.95 INC. VAT

DISC

£17.95 INC. VAT


## REMBRANDT

### Icon Driven Drawing Package

Rembrandt is an exciting new 16 colour painting and design package. It allows you to create amazing screens on the Amstrad computer using some very advanced features.

All options are selected from an on-screen icon menu and are extremely easy to use. This must be the ultimate drawing package for the Amstrad.

- Icon controlled
- Draw in any screen mode in any colour
- Circles, squares, rectangles, polygons etc
- Preview before fixing to screen
- Very fast fill & stipple fill
- Load/save screens to tape/disc
- Text anywhere
- Special magnify facility
- Cut and paste
- Scroll screen up, down or sideways
- Keyboard or joystick controlled
- Printer dumps for DMP-1 and Epson compatibles



TAPE

£13.95 INC. VAT

DISC

£16.95 INC. VAT

## LOCKSMITH

### Unlock the secrets of your Tapes and Discs

Just the one program for all systems

Locksmith will make back-up copies of your favourite programs on disc or tape. It is ideal for tape users who are upgrading to a disc system and want to transfer their programs onto disc. It will give you full information about what is happening and help you to understand about protection and disc/tape headers etc.

**TAPE to TAPE** Handles large Basic programs, headerless files and different loading speeds

**TAPE to DISC** Transfer whole tape or selected files

**DISC to DISC** Backup of whole disc or selected files. Change program name option

**DISC to TAPE** Whole disc or individual files

**LOAD PROTECTED BASIC PROGRAMS**

**ASCII TRANSFER**

**READ TAPE/DISC HEADERS** Displays Block no, Start address, File type, Length, End address etc

**RELOCATOR**

**ON-SCREEN HELP**



TAPE

£13.95 INC. VAT

DISC

£16.95 INC. VAT

ROM

£29.95 INC. VAT

## DISC DEMON

### The essential tool for Disc owners

Disc Demon provides over 25 new commands for the disc user. It will save you time, help you to understand about discs and get you out of trouble.

- Learn about how files are stored on disc
- Understand disc protection
- Recover "erased" files
- A whole host of new commands
- No more "messaging around" with your CP/M disc

**DISC EDITOR** Full screen editor to examine or alter any part of your disc

**MEMORY EDITOR** Examine & alter memory in Hex or Ascii

**SECTOR SEARCH** Locate & edit any string on your disc

**RECOVER** Recover "erased" files

**FORMAT/VERIFY** A very speedy format & verify

**BACKUP** Complete disc backup

**ACCESS** Lock/unlock your files

**WIPE** Selectively delete files

**DISC MAP** Display disc usage info.

**TAPE to DISC TRANSFER** Copy your tape programs to disc

**INFO** Full details of all files

**COPY** Copy files from disc to disc

**AND MUCH MUCH MORE**

DISC

£17.95 INC. VAT

ROM

£29.95 INC. VAT



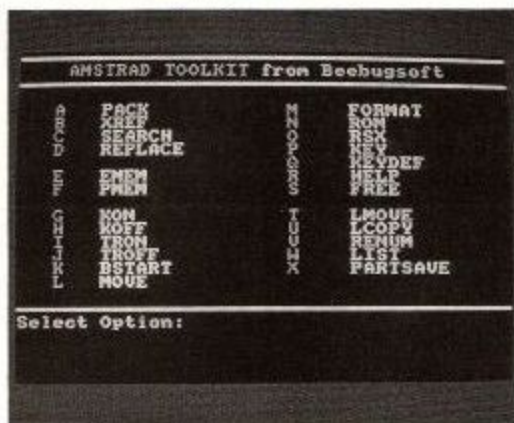
**RELEASE DELAYED UNTIL MARCH 15th**

# CPC464, CPC664, CPC6128.

## TOOLKIT

### Basic Programmer's Aid

"Beebug's TOOLKIT is the standard utilities Rom for the BBC Micro and has sold thousands of copies", to quote from a competitor.



This amazing program is now available for the Amstrad. Beware of imitations.

TOOLKIT is an essential utility for all BASIC programmers. It has been written specifically for the Amstrad and cuts down time spent on program development and debugging, giving access to a set of powerful utilities

written in machine code. All commands may be called individually or from an on-screen menu. A full help screen is also provided.

- Over 30 new commands to make life easier
- Saves hours in program development and debugging
- Ideal for expert and novice alike
- Supplied with a comprehensive manual
- Suitable for the Amstrad CPC464, CPC664 and CPC6128.

### Commands Include

**KEYWORD** Allow full abbreviations for 32 common Basic keywords. Just enter L. for LIST, N. for NEXT etc

**XREF** Displays values and occurrences of all Variables, Arrays, Functions, Gosubs etc

**PACK** Powerful program compactor. In tests it removed about 2,500 bytes from a 15,000 byte program

**PRON PROFF** Switch printer on & off

**SEARCH REPLACE** Selectively or globally locate/replace any string (inc. keywords)

**DUMPA DUMPE** Screen dumps in 16 tones, for Amstrad DMP1 & Epson printers

**FREE** Full status info

**PARTSAVE** Save any part of program to disc/tape

**KEY** Function key editor

**EMEM PMEM** Hex & Ascii memory editor (Or to printer)

**RENUMBER** Fully flexible program renumber

**START** Allows many programs to be used in memory at the same time (like BBC Micro)

**TRACE** Advanced trace facility with single stepping

**LCOPY** Copy and renumber program lines to elsewhere

**BMOVE** Move Basic program in memory

**FORMAT** Very quick disc formatter

**LIST** List program from disc/tape without corrupting the program in memory

**ROM** Full info. on all Roms & their commands

**LMOVE** Move Basic program lines

**HELP** Syntax of all Toolkit commands

**KEYDEF** Info. on all redefined keys

TOOLKIT is available on Tape, Disc or Rom and is compatible with the Amstrad CPC464, CPC664 and CPC6128

**TAPE £14.95** INC. VAT **DISC £17.95** INC. VAT **ROM £29.95**

All of our products are available from your local dealer, or directly by mail order from the address below.

Access & Barclaycard holders, telephone: Penn (049481) 6666 (24 hour) **WHSMITH** For further information or a technical specification, telephone: St. Albans (0727) 40303 **BEEBUGSOFT**, PO Box 109, St. Johns Road, High Wycombe, Bucks. HP10 8NP

Please send me:

_____	on tape/disc/rom	_____	£	_____
_____	on tape/disc/rom	_____	£	_____
_____	on tape/disc/rom	_____	£	_____
Name _____	Postage £	00.50		
Address _____	Total £	_____		

# BEEBUG SOFT

# TOOLKIT

# FOR

# THE

# AMSTRAD

# COMPUTER

# ROM

# DISC

# TAPE

# AVAILABLE

Let us continue our look at Locomotive Basic. What gems of useful information can we think of this month? Alex Martin takes a look at some more of the Basic keywords.

## CAT

The CATalogue command displays information about blocks of code recorded on tape, or files recorded on disc.

When used to catalogue tape files, the CAT command also checks that the blocks can be read. This is equivalent to the VERIFY command available on other machines. To verify that a program has been saved correctly, simply rewind the cassette and CAT it. This has no affect on the program already in memory. If you get READ ERRORS then resave the program. The CAT command also displays the file type:

- A Basic program
- A protected Basic Program
- An ASCII text file
- A machine code program
- A protected machine code program

## CHR\$

This function turns a number into a character. It gets heavily used to print the characters unobtainable from the keyboard.

```
PRINT CHR$(143)
```

This prints a character sized blob on the screen. Another use for CHR\$ is to set up useful strings of control codes. These can then be used as additional commands or

# GOING LOCO

just to simplify programming.

Let us take a look at some of the control codes.

```
PRINT CHR$(1);CHR$(13)
```


The CHR\$(1) instructs the computer to

print the symbol associated with character 13 rather than obeying its control code which would be Carriage Return. The first 32 characters (0 to 31) are control characters. Some of them, like the above example, have parameters.

Try this:

```
10 MODE 2
20 a$=CHR$(5)+"HELLO"
30 FOR x=1 to 640 STEP 2
40 MOVE x,10
50 PRINT a$;
60 NEXT
```

As you can see when you run this



program `CHR$(5)` sends the next character to the graphics cursor. Only the H in Hello is sent. The ELLO is printed to the text screen.

Control codes 8 to 11 move the cursor around. For example `PRINT CHR$(8)` will move the cursor left a character. Codes 9, 10 and 11 move the cursor right, down and up. By stringing together the appropriate codes and characters it is possible to produce a string that prints a block of characters or moves the cursor in a particular fashion.

```
PRINT CHR$(7);
```

Character seven is the bell character and therefore goes 'bleep'. If it goes 'ding' you have cause to worry. This little command is useful when developing programs: giving an audible indication of a program's progress.

There are a number of codes that clear specific areas of the screen to the paper colour. Character 16 deletes the current character position where the cursor is. This is equivalent to a string of commands to print a space and then move back to the original position. However it is much faster to use `chr$ 16` than printing a space. This may be useful to know when doing animated displays in Basic.

## CLEAR

This command does a lot of things, some of them you may even want to happen to your program. `CLEAR` wipes all variables and files. This means any variable that currently exists will be reset as if the computer has just been switched on. With Amstrad Basic, because you don't need to declare a variable before you use it, it makes no difference what variables exist already. The exception to this is array variables which will be either dimensioned implicitly to ten subscripts or explicitly to another number. `CLEAR` takes care of this by erasing all arrays.

Open files are zapped. If you have anything lying around in a data file, close the file before doing a `CLEAR`, or you'll lose it.

The interesting thing about `CLEAR` is that it makes Basic forget that it is busy executing a `WHILE...WEND`, or `FOR...NEXT` loop. It also forgets that it is in the middle of a subroutine and will not expect a `RETURN`. This is useful when you wish to restart the program from the middle of a muddle. A muddle being several levels of nested subroutines. (*Yuk! So Unstructured - Ed*).

Let me expand on this: if you were to jump back to the start of your program out of a routine; a routine which had been entered via the `GOSUB` command, you would be starting your program with a return address saved away somewhere. This record is clogging up your computer and if you continue to execute `GOSUB` commands eventually you will run out of



space for storing the addresses. The `CLEAR` command throws away the record of the return addresses allowing you to continually leave the subroutine.

## ERASE

`ERASE` has a similar function to `CLEAR` and so it is included here. This command lets you zap arrays that you've created. If you attempt to erase an array that doesn't exist you will get an improper argument error. Having erased an array you can redeclare it with new dimensions.

## CLG

`CLG` clears the graphics screen. This means the whole screen after a `MODE` command or just the graphics window set up using the `ORIGIN` command. The graphics screen will be cleared to the graphics paper ink, which is specified by the optional parameter to `CLG`. If no ink is specified then the previous graphics paper ink is used.

## CLS

`CLS` clears the current text screen window to a paper ink. When you switch on the computer and type `CLS` the screen clears. What is the difference between this and typing `MODE 1`, you may wonder. `CLS` clears only the current text screen window, which can be an area set to a size smaller than the screen. `CLS` will only clear that smaller area. Also it will be cleared to the paper ink for the current stream.

Now I suppose you want to know what a stream is. Okay here goes. There are ten streams (0-9). Stream 8 and stream 9 are to do with printers and cassettes and need no further mention here. Zero to seven are screen streams and are all equivalent to each other in the way they work. The current stream is the stream that the next character will be sent to.

Each stream can be set to be a specific area of the screen, which we call a window. When the computer is switched on, stream zero is used and all the windows are set to cover the whole screen. Each stream has its own paper ink and pen ink. It also has its own cursor position and keeps a record of whether it is using an opaque or transparent background when it prints a character. Streams can also be set to print text at the graphics cursor.

Here is a little example to illustrate `CLS`.

```
WINDOW #1,10,15,10,15:PAPER #1,3
```

This sets up a window for stream 1 which defines a square in the centre of the screen instead of covering the whole screen. The paper ink for stream 1 is then set to ink 3 (red after switching on).

```
CLS #1
```

This clears the window for stream 1 to the paper ink associated with it. You should have a red square in the middle of your screen. Who says screen graphics are difficult?

Printing control code `CHR$(12)` has the same effect as `CLS` and is ever so slightly faster.

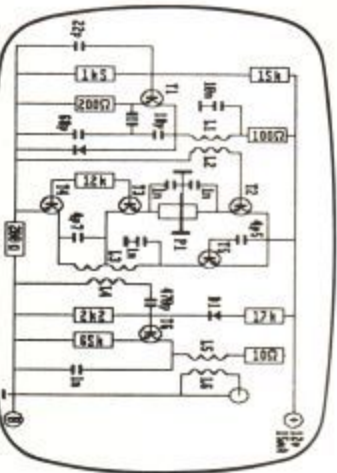
## CONT

`CONT` is a very useful debugging aid. It allows you to restart your program after stopping it. You can stop a program in one of three ways; pressing `ESC ESC` will stop it, also including `STOP` or `END` in your program will stop. The reason you want to stop it is so that you can print out some relevant variables and see what their value is. This is done in direct mode and doesn't alter the program in memory. If you edit a line and then try to `CONT` you will get the message Cannot

# HIGH-RES GRAPHICS AT LOW-RES PRICE




FREE-HAND DRAWING  
ICON SOFTWARE



ELECTRONIC CIRCUIT  
DESIGN



TRACING/FREE-HAND  
DRAWING



ENGINEERING  
DESIGN

USING—E.G.  
COMPUTER GRAPHICS  
PROGRAM

## GRAFPAD II—

### THE ULTIMATE IN GRAPHIC INPUT DEVICES FOR THE AMSTRAD 464, 664 AND 6128 MICROS

The first low-cost graphic tablet to offer the performance and durability required for business, industrial, home and educational applications. It's small, accurate and reliable. Needs no adjustment or preventive maintenance. **GRAFPAD II** is a unique product that brings the power of modern technology under the control of the user.

#### GRAFPAD II:

- A brilliant British invention manufactured in Gt. Britain, unequalled in the world of graphics input.
  - Ferranti's space age technology makes the Grafpad II unique in its digitising technique.
  - The culmination of 3 years of advanced research to create a final graphical solution for the world computer market.
- IT COMBINES IN ONE DEVICE ALL THE FACILITIES OF PREVIOUS ATTEMPTS AT INPUT DEVICES. THE APPLICATIONS ARE AS NUMEROUS AS THAT OTHER COMMONLY HELD DEVICE—A PEN!—AND INCLUDE:
- Option Selection ● Form Input ● Data Collection ● Logic Design ● Circuit Design
  - Picture creation ● Picture storage
  - Picture retrieval ● Construction design
  - C.A.D. ● Text Illustration ● Games
  - Pattern Design ● Education ● PCB Design

- A4 SIZE DRAWING AREA
- HIGH RESOLUTION COLOUR
- HOME AND BUSINESS USE
- VARIETY OF OPTIONAL PROGRAMMES
- FREE HAND DRAWING
- CIRCUIT DIAGRAMS



- C.A.D. LAYOUTS
- PCB EASY TO USE

FREE ICON DRAWING  
SOFTWARE WITH EACH  
GRAFPAD II

SPECIFICATION	
Resolution:	1280 x 1024 pixels
Repeatability:	1 pixel
Output rate:	2000 co-ordinate pairs per sec.
Interface:	parallel
Origin:	LH corner or selectable
Dimensions:	350 x 260 x 12 mms.

CASSETTE	£69.00 inc VAT
DISC	£75.50 inc VAT

EXPORT AND DEALER  
ENQUIRIES WELCOMED

TO: GRAFSALES LTD. ACU 3  
Unit 8, Derby Works, Carey Place, Watford,  
Herts, WD1 2LR. Tel: (0923)48222 Telex: 946024

Please supply \_\_\_\_\_ GRAFPAD(S) II Cassette £69.00 Disc £75.50 plus  
£2.50 p+p (or £8 insured delivery) \*Please indicate for which machine.

NAME: \_\_\_\_\_

ADDRESS: \_\_\_\_\_

\_\_\_\_\_

\_\_\_\_\_

Cheque enclosed value £ \_\_\_\_\_

You can pay by credit card or telephone your order (24 hour ordering service)

Access	_____	_____	_____
Access	_____	_____	_____
Access	_____	_____	_____

Available from most Computer dealers or direct from Grafsales Ltd.  
Unit 8, Derby Works, Carey Place, Watford, Herts, WD1 2LR.  
Tel: (0923) 43942. Telex: 946024 Open: Mon-Fri 9-5, Sat 9-12.30

CONTINUE as the program will not continue after it has been altered.

So you've printed out a variable and it's the wrong value. Change the variable to the correct value from direct mode and CONT your program. The program should continue, operating correctly.

## CINT and CREAL

And now a quick mention of CINT and CREAL. CINT converts a number which must be in the range -32768 to 32767 (but can have a decimal point and trailing figures) to an integer (with no decimal places). CREAL, on the other hand, does the reverse and takes an integer number and allows you to change it to real representation. CREAL and CINT are the sort of functions you will find handy one day but you don't need them now.

## DATA

There are three commands DATA, READ and RESTORE that need to be examined together. Many readers will already be familiar with the DATA command. Bad luck, you're going to get it again! The DATA command allows constant data to be put into programs. The sort of data you may find in other people's programs are machine code

ready to be poked in and data for sound commands - to play a tune, sometimes in the value that the sound command requires, sometimes in characters indicating the note to play. Data can also contain strings of text.

The best way to think of data held in statements in a program is as one long list. The READ command reads the first piece of data into a variable. The data read must be the same type as the variable being read into. There is an invisible pointer that Basic uses to point to the next piece of data to be read. This is stepped on after every READ. The RESTORE command allows the pointer to be set to the first data item in a particular line. One useful feature of DATA statements in Amstrad Basic is that strings can be held in two forms. The two forms are quoted and unquoted, referring to the double set of quote marks that delimit a string. Quoted strings have quote marks and anything between them is counted as part of the string. Unquoted strings have no quote marks. Anything in the line of data is taken as it appears on the data line except for commas which separate strings and colons which have strange effects.

This little program illustrates the strange effects. Don't bother to try this

on a 1.1 version of the machine.

```
10 READ a$:PRINT a$
20 DATA What are all these funny
   characters:input:string$:call:pi
```

Something useful that you may wish to know about DATA is that it will accept a null entry (where two commas are next to each other), and take it as a null string for a string variable and zero for a numeric variable. In a listing which uses a large number of zeros in data statements, time, typing and memory space can be saved by leaving the zeros out and the commas in. The most common use for data statements is filling an array. It is much neater to have a little loop like this:

```
10 FOR x=1 TO 10:READ a:b(x)=a:NEXT x
20 DATA 1,3,4,2,5,,8,9,3
```

than a whole bunch of direct assignments like this:

```
10 b(1)=1:b(2)=3:b(3)=4:b(4)=2:b(5)=5
20 b(6)=8:b(7)=8:b(8)=9:b(10)=3
```

The best way to learn your way around Locomotive Basic is to practice. Have fun.

**ACU**



**50 COMPUTER GAMES ON ONE CASSETTE**  
YOURS FOR **£9.95**  
including FREE Watch and Postage

**FREE**  
20 KEY, MULTIFUNCTION CALCULATOR WATCH with every order for a Cassette 50

- Normal 12 and 24 hour time mode
- Calendar mode
- Alarm mode
- Calculator mode

WORTH OVER £10

**PLUS SPECIAL FREE WATCH OFFER...**

CASSETTE 50 IS AVAILABLE ON  
**BBC A/B ATARI DRAGON ELECTRON**  
**VIC-20 ORIC-1 ZX81 Apple Atmos**  
**Spectrum commodore 64 AMSTRAD**

**FREE** calculator watch with every Cassette 50  
**EXPRESS DELIVERY-ORDER NOW!**  
**ONLY £9.95**

**Amstrad CPC 464**

Avoid the rockets and anti-aircraft guns and DYNAMITE the dam, only the most skilful pilots succeed. Find yourself in different scenario's in this original adventure to search for the **KINGS ORB**. **NEMESIS** a sophisticated version of Othello with many colourful options and levels of play. To mention only three of the 50 games on the Amstrad Cassette 50, which includes arcade type games, war games, adventure games, logical, tactical, and educational games, a flight simulator, and a business strategy game. Cassette 50 features multicoloured and user-defined graphics, joystick compatibility, sound and music utilising the amazing power of your Amstrad.

1. Maze Eater	17. Pontoon Bet	35. Submarines
2. Cyclons	18. Thin Ice	36. Space Base
3. Space Mission	19. 3D Maze	37. Planets
4. Lunar Landing	20. Colony 9	39. Black Hole
5. Fantasy Land	21. Force Field	39. Dynamite
6. Startrek	22. Solit	40. Timebomb
7. Whirly	23. Tunnel Escape	41. Day at the Races
8. Attacker	24. Barrel Jump	42. Space Search
9. Tanks	25. Trucking	43. Trivia Quiz
10. Galactic Attack	26. Rally 3000	44. Rats
11. Invasive Action	27. Sitting Targ	45. Tanker
12. Noughts and Crosses	28. Nemesis	46. Dungeon Adventure
13. Royal Rescue	29. Space Ship	47. Jet Mobile
14. Play Your Cards Right	30. Jet Flight	48. High Rise
15. Creepy Crawley	31. King's Orb	49. The Force
16. Hangman	32. Intruder	50. Exchange
	33. Inferno	
	34. Ghosts	

(Supplied on cassette, compatible with 664 and 6128 when used with cassette player and suitable leads.)  
Names and games may vary for each type of computer.

Postage FREE in U.K. Add £1.00 for overseas orders. Free watch and tape will be despatched within 7 days.

I enclose a cheque/  made payable to postal order for £  Cascade Games Ltd.

or through any Post Office by **TRANSCASH** (Giro No. 655 6655)  
 For even faster ordering when charging to Access, Barclaycard and Trustcard Visa use our 24 hour service. (0423) 504663.

AMSTRAD  ATARI  ORIC 1  BBC A/B  
 SPECTRUM  VIC 20  ZX 81  APPLE  
 COMMODORE 64  ATMOS  DRAGON  ELECTRON

Cascade Games Ltd., 1-3 Haywra Crescent, Harrogate, North Yorkshire, HG1 5BG, England. Telephone: (0423) 504663. Registered Number 175554

Name

Address

Post Code

Country  AU 3/86

# GARWOOD

**Has the Midas Touch!!**

**Our 'Gold Selection' Catalogue of Amstrad Business Software & Supplies is available free on request**

**☎ Chelmsford (0245) 460788 (3 lines)**

**Unbeatable Service. Quality Branded Goods**

## CP/M Software on 3" Disc

(For the Amstrad CPC6128 and the PCW8256)

### FINANCIAL MODELLING:

SUPERCALC 2 **£49.95**  
CRACKER (with graphics) **£49.00**

### WORD PROCESSING:

NEW WORD **£69.00**  
WORDSTAR 3 (with Mailmerge) **£99.95**

### DATABASE MANAGEMENT SYSTEMS:

CAMBASE **£39.00**  
CARDBOX **£99.99**

### GRAPHICS:

DR DRAW **£49.95**  
DR GRAPH **£49.95**

### UTILITIES:

SMART KEY **£49.99**

### ACCOUNTS/PAYROLL:

AMSOFT ABCS (from £33) Details on application  
CAMSOFT (from £39.00)  
SAGE (from £69.99)  
CASH TRADER **£114.95**  
CASH TRADER WITH ANALYSER **£149.45**  
COMPACT DAYBOOK **£49.50**  
INCOMPLETE RECORDS **£99.95**  
TIME AND COST **£69.95**

### PROJECT PLANNING, STATISTICS:

BRAINSTORM **£49.99**  
SCRATCHPAD **£69.99**

### TRAINING:

TOUCH 'N' GO **£24.99**  
LOCOSCRIPT AUDIO TUTORIAL **£9.95**

## DISCS

### Branded 3" Compact Discs

Single Sided (reversible), Double Density CF2 - Box of 10 **£36.95**  
Double Sided, Quad Density CF2-DD - £5.95 (subject to availability)

## DISC STORAGE

The superb **ACCO** disc storage box. Holds up to 50 3" discs **£19.95**

## RIBBONS

DMP1 **£3.95**

DMP2000 **£4.95**

PCW 8256 **£4.95**

## COMPUTER LABELS

FULL RANGE OF SIZES IN STOCK e.g. 1,000 3 1/2" x 1 7/16" LABEL TRACK IN FLIP TOP DISPENSER - **£5.75**

## LISTING PAPER

WE STOCK A FULL RANGE OF LISTING PAPER AT HIGHLY COMPETITIVE PRICES  
e.g. 2000 Sheets of 11" x 9 1/2" 1pt. 60g. Plain with micro perforations **£14.95**

**ALL PRICES INCLUDE VAT & POSTAGE**

**Garwood (Wholesale) Limited**

45 Plovers Mead, Wyatts Green, Essex CM15 0PS

# Amstrad Business Computing

*The supplement for Amstrad Business Computer Users*

Free  
March 1986  
Volume One  
Number four

**Cardbox from Caxton**

The simple Database

**Listen with Locoscript:**

A training Tape for Typists



# 11 THINGS YOU NEVER KNEW YOUR AMSTRAD 8256 COULD DO.

These software packages from Softshop will change your Amstrad PCW 8256 from a word processor into a complete computer system.

<p><b>SUPERWRITER</b> <small>(Word Processing)</small></p> <ul style="list-style-type: none"> <li>• A full function word processing package.</li> <li>• Easy to learn and extremely powerful.</li> <li>• Includes mail merge and spelling checker facility.</li> <li>• Compatible with wide range of packages including Supercalc II and Delta.</li> </ul> <p>Our Price just £49.95 (inc VAT)</p>	<p><b>SUPERCALC II</b></p> <ul style="list-style-type: none"> <li>• Sets the standard in spreadsheets for the Amstrad 8256.</li> <li>• Ideal for planning, analysis and modelling.</li> <li>• Solves all kinds of accounting problems including – profit and loss, balance sheets and price lists.</li> </ul> <p>Our Price just £49.95 (inc VAT)</p>	<p><b>SAGE 'POPULAR' ACCOUNTS</b></p> <p>Easy to learn and use. Integrated book-keeping and accounting system. Used by over 5,000 U.K. companies.</p> <p>Our Price just £99.99 (inc VAT)</p>	<p><b>SAGE 'POPULAR' PAYROLL</b></p> <p>A simple system for small companies. Includes employee details, reference sheet, PAYE, N.I., SSP details, VAT, year-end and much more.</p> <p>Our Price just £69.99 (inc VAT)</p>
<p>*THESE TWO PROGRAMS TOGETHER FOR JUST £95.00 (inc VAT)</p>		<p>Plus Free hotline support for 3 months on all Sage accounting packages by arrangement with Sage.</p> <p>BOTH SYSTEMS COMBINED £149.99 (inc VAT)</p>	

<p><b>TOUCH 'N' GO</b> <small>(Keyboard skills)</small></p> <p>Course develops your skill on the QWERTY keyboard and numeric keypad. With a little concentrated effort you can master it in just 24 hours.</p> <p>Our Price just £24.95 (inc VAT)</p>	<p><b>SAGE DATABASE</b></p> <p>A Data Management System with hosts of features. Sage Database uses plain everyday English and facilities include time recording, automatic mail-merge and calculations.</p> <p>A great value package.</p> <p>Our Price just £69.99 (inc VAT)</p>	<p><b>CARDBOX</b> <small>(Information storage and retrieval)</small></p> <ul style="list-style-type: none"> <li>• Computerise the cardbox on your desk with this best selling easy to use package.</li> <li>• Ideal for storing a wide range of information like suppliers, sales records, club memberships, and journal extracts.</li> </ul> <p>Our Price just £99.99 (inc VAT)</p>	<p><b>CHIT-CHAT</b> <small>(Communications)</small></p> <p>Use your Amstrad to talk to electronic mail services such as "Telecom Gold", "Easylink" and "One-to-One", as well as View-data systems such as Prestel.</p> <p>Software package £69.99 (inc VAT) With Modem £199.00 (inc VAT) Use of Modem requires additional serial port £60.00 (inc VAT)</p>
---	--	--	--

<p><b>DELTA I</b> <small>(Data management)</small></p> <ul style="list-style-type: none"> <li>• Designed for clerical, secretarial and management staff.</li> <li>• Works in conversational English e.g. patients records, price lists. (Recommended for use only with a second disk drive).</li> </ul> <p>Our Price just £99.00 (inc VAT)</p>	<p><b>NEW LANGUAGES FOR YOUR AMSTRAD</b></p> <p>PASCAL/MT+ Essential language for budding programmers.</p> <p>Our Price just £49.95 (inc VAT)</p> <p>C BASIC COMPILER Enables you to write packages for commercial business applications using the most popular BASIC compiler.</p> <p>Our Price just £49.95 (inc VAT)</p>	<p>Visit our Amstrad Business Software Centre at Ryman, 66 Tottenham Court Road, for Demonstrations and Advice. (Our showroom is downstairs).</p>	
--	--	---	---

**\* LOW COST HOTLINE SUPPORT**  
Buy any software from Softshop and get low cost HOTLINE SUPPORT to help you get the most from your package.

FIRST THREE MONTHS – £29.95 (inc. VAT)  
EXTENDED SUPPORT FOR NEXT TWELVE MONTHS – £29.95 (inc. VAT)  
(Softshop reserve the right to refuse extension of cover after first 3 months).

**\* HOW TO ORDER BY POST** To order your Amstrad PCW 8256 business package fill in the coupon and send your cheque, Postal Order or Access/Barclaycard number to:  
Softshop at Ryman Stores, 6th floor, Wilec House  
82-84 City Road, London EC1Y 2DA

N.B. Please add £2.50 for post packing and insurance per order.

**\* HOW TO ORDER BY PHONE** Phone 01-636 3110  
(or 01-278 4919 for 24 hour order service)  
Please have your Access/Visa number ready.

Softshop is an independent organisation operating from within selected Ryman branches.

**Softshop at Ryman Stores** ACU 1

Please send me the following items:-

Quantity	Product	Price (inc VAT)
Post, Packing and Insurance		£2.50
<b>TOTAL</b>		

Name Mr/Mrs/Miss \_\_\_\_\_  
Address \_\_\_\_\_  
\_\_\_\_\_  
Postcode \_\_\_\_\_ Tel. No. \_\_\_\_\_

I enclose (please tick)  cheque/p.o. or, please debit to my  Access  Visa card with the above amount.

Signed \_\_\_\_\_

Send to: Softshop at Ryman Stores, 6th floor, Wilec House,  
82-84 City Road, London EC1Y 2DA  
Please allow 14 days for delivery.



## Old ones, new ones

The Amstrad business computing scene is living up to expectations. The Which Computer Show stand provided food for thought for those of us attending in an "advisory" capacity, and helped to underline the trends that had emerged since the launch of the PCW8256.

Fact number one: most owners do not read and have no interest in computer magazines. Fact number two: most owners are a great deal more realistic in their expectations and outlook than perhaps we might have expected given the experience of the IBM PC market.

The answer is easily uncovered: owners who buy the PCW8256 for business use are willing to accept that the prices of hardware and software do not include limitless tuition services. Since many own small businesses they have a far better grasp of reality than the sheltered corporate user who is stuck in front of the firm's PC and told to get on with it.

The additional incentive that comes from being the person that bought the computer and software and also the person most directly likely to benefit from its correct use cannot be over emphasised.

## The real cost

A particularly significant feature of the PCW8256 scene is the way in which training courses are being lapped up by owners. Ever since the welfare state made education

in this country "free" (ever heard of income tax, rates etc?), it has been difficult to persuade the man on the Clapham omnibus that he should part with money for educational services.

The government initially poured money into micro education in much the same way as ever until everyone "assumed" that someone else would pick up the tab for computer literacy.

Software publishers built in huge margins for "customer support", and those who resented paying 75% more to subsidise beginners made piracy socially acceptable among hackers.

PCW8256 owners, bless 'em, are not (yet) steeped in the wiles of the software scene, and just want their software and hardware to help them run their businesses and their lives, and have a refreshingly direct view on the whole matter.

They readily accept that the most expensive part of computer ownership is the time taken to learn and practice, and many are willing to buy a program to "play with" at home until they feel comfortable enough to use it in earnest.

It is to be hoped that the software industry recognises this new breed of realism and takes the opportunity to elevate software training and education to the realm of a professional service alongside law, medicine and accountancy.

*William Poel*

# TURN YOUR PCW8256 INTO A COMPLETE BUSINESS WORKSTATION WITH THE SIMPLIFIED INTEGRATED ACCOUNTING SYSTEM

## - FULLY INTEGRATED COMPLETE BOOKKEEPING/ACCOUNTS SYSTEM

Each transaction need only to be entered once, all relevant ledger postings happen automatically at the time of posting.

## - SPECIALLY WRITTEN FOR PCW8256

Utilizes the RAM Disk to eliminate the need for changing disks during the day.

## - PERSONALIZED INVOICES/STATEMENTS/REMITTANCES

- Produces Professional Documents with Full Business Details on inexpensive blank paper thus improving your companies image.
- Designed to fit standard window envelopes.

## - LARGE FILE CAPACITY

Sufficient Sales, Purchase, and Nominal Ledger Records may be kept for most businesses on 1 data disk.

## - EASY TO USE - Designed for inexperienced Users.

Full instructions for use appear on the screen. The comprehensive manual need only be used for reference.

## - FULL CUSTOMER TELEPHONE SUPPORT

### Sales Ledger

- Invoice Posting
- Cash Receipts
- Debtors List
- Statements
- View Account

### Purchase Ledger

- Bill Posting
- Cash Payments
- Creditors List
- Remittances
- View Account

### Name & Address Labels

### Nominal Ledger

- Lists of Accounts
- Reports
- Periodic Transactions
- N.L. History

### Cashbook

- Bank Statement Entry
- Full Reconciliation
- Periodic Transaction
- View (gives TRUE cash status)

### VAT Returns

### Invoicing/Credit Notes

### Management Reports

- 1) Stock Report
  - Value of Stock
  - Cost of Sales
- 2) Assets
  - Including Depreciation
- 3) Prepayments & Postpayments
- 4) Expenses
- 5) Profit & Loss
- 6) Balance Sheets

### All reports are available in the following time frames

- to Date
- Estimated Year
- Last Year
- Budget
- % Change on Budget
- % Change on Last Year

**WREXHAM**  
**COMPUTER CENTRE**

- Contact us NOW for more information

Dealer enquiries welcome

**ONLY £149 + VAT**

24 ABBOT STREET, WREXHAM, CLWYD. LL11 1TA  
TELEPHONE (0978) 358832

# Software the professionals use!

Now available for the Amstrad CPC-6128, PCW-8256 and CPC-464 (with CP/M)

**Caxton**

Call our order hot-line now!



**01-379 6502**



Imagine you have to prepare a report, plan a holiday, launch a new product, arrange a wedding or simply sort out your ideas on a new activity.

BrainStorm is a three dimensional scratch-pad designed to be the quickest and most efficient way of organising your thoughts on any subject. It allows you to think, write, edit and structure all at the same time.

First dump your random thoughts into BrainStorm. Identify major points; jot in other thoughts as they come to you; maybe develop an idea that particularly appeals.

Unobtrusively BrainStorm starts to develop a model of what's on your mind. You don't have

to screw up balls of paper, use an eraser or write things out again. You can cut, paste and amend your ideas at will. Add in afterthoughts, change emphasis and resequence...all at the touch of a few keys.

BrainStorm is the equal to a word processor on words, or a spreadsheet on numbers. With it you will develop the ideas in your mind...all in a fraction of the time it takes with a scratchpad and pencil.

If you think you must BrainStorm.



SmartKey has the power to dramatically improve the way your personal computer works for you, by customising and automating your keyboard and software.

It enables you to assign any long, repetitive, or difficult-to-remember set of keystrokes to any single key on your keyboard. Press this key once and SmartKey, the electronic assistant, will do the work for you. It can be used with, and is invisible to, your other programs.

With word processors you can type standard paragraphs,

reformat text, find files and change margins instantly. With spreadsheets you can define keys to display windows, recalculate models, save files and print automatically. And with databases you can find records, enter data and produce reports with just one keystroke.

With these and other software products the possibilities are endless! SmartKey will increase your productivity, improve your accuracy and reduce your frustration. Your Amstrad computer will be a lot easier and a lot more fun to use.



Are you frustrated by the keyboard barrier? Would 'error prone and slow' fairly describe your keyboard skills?

Touch 'N' Go will change all this. It is a carefully designed keyboard skills course developed over the last 20 years. Having been implemented on today's business micro-computers it

achieved success as the UK's most popular typing tutor. And now it's available for the Amstrad range of disk-based computers.

The course develops your skill on the QWERTY keyboard and numeric keypad. With a little concentrated effort you can achieve mastery in just 24 hours.

It is actually so much fun to use that it becomes addictive. So don't start using Touch 'N' Go when you have something more important you should be getting on with!

Touch 'N' Go gives you the opportunity to banish keyboard frustration forever and increase productivity with the software products you use.



Cardbox is the most popular, the most flexible, the fastest and in fact THE BEST simple electronic card-indexing system on the market.

With Cardbox you can maintain

instantly accessible records of customers, suppliers, staff, books, journal extracts, club memberships, widgets and just about anything you can think of. You design the card layouts yourself and index the information as you put it in. You can have any number of keywords in a file, display or print cards in any format and exchange information with other programs.

You can have up to 65,000 cards in any one file (depending on disk capacity). Each card can have up to 1404 characters on it. There can be up to 26 fields on each card. The largest field you can have is 1404 characters (the size of the card). And there is absolutely NO LIMIT to the number of indexed words you can have on a card or in a file.

**Introductory Amstrad Offer**  
Usually £113.85 Now **£49.99** inc VAT

**Introductory Amstrad Offer**  
Usually £63.25 Now **£24.99** inc VAT

**Introductory Amstrad Offer**  
Usually £143.75 Now **£99.99** inc VAT

**Offers last for a limited period only.**

Please add £3 P&P per product.

**Caxton**

Caxton Software Ltd.,  
Lading House, 10-14 Bedford St.,  
London WC2E 9HE.

**ABC****SPECIAL**

# Open the box...

Cardbox is the electronic equivalent of a desktop card filing system with the advantages of searching for specific information quickly, unlike its manual counterpart. The idea of thinking in 'cardbox' terms appealed to me as databases can often lose the novice in descriptions of 'fields', 'records' and other such necessary jargon. All most users want to do when they purchase a database is to get it up and running as quickly as possible. Learning the finer aspects of database programming is often the result of desperation rather than interest in the capabilities of the software. So how did Cardbox measure up to my critical eye?

The program is supplied in a ring binder with 60 pages of documentation and one disc. Caxton recommends the user to make a backup copy of the disc. This is a necessity as Cardbox needs to write to the disc whilst in use. Even at this elementary stage the user may well have a problem. My initial thoughts about copying were to use the Diskcopy utility supplied with the PCW8256. However this proved of no use. I had to resort to using PIP (a CP/M command) in order to copy the files on the disc. All this may not be obvious to the user as the instructions in the entire Cardbox manual are written for micros in general rather than the Amstrad machine. A note explaining how to make backup copies should at least be included. Not a good start.

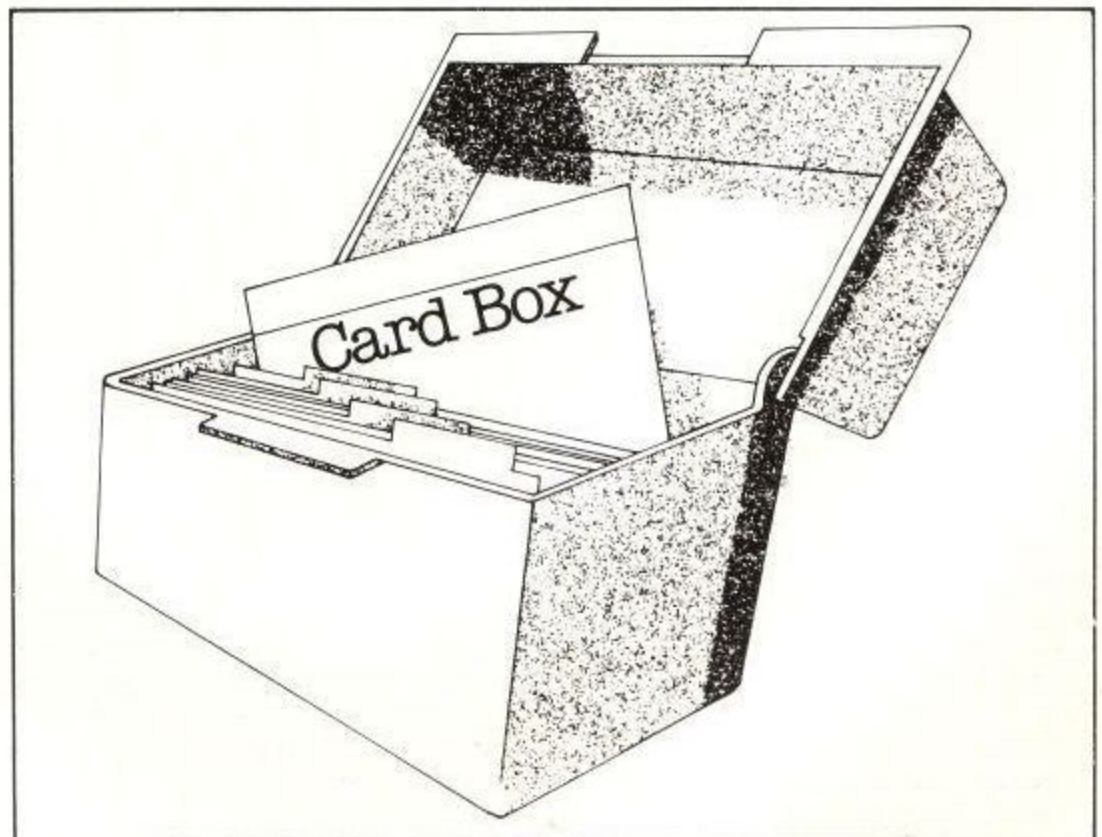
Having mastered this initial difficulty

I set about initialising the software. This process informs the program the type of machine you are using, in order that it can output information in a format understood by the micro. Cardbox comes with two installation programs, TERMDEF and TERMGGEN. The latter program allows the user to inform the program of control codes specific to his machine. Fortunately this is not necessary as Caxton supply a file with all the correct data for the PCW8256 or Amstrad micro, as appropriate. Initialising the program requires running the TERMDEF program and then entering the filename for the particular micro (ie PCW8256.DEF). This was a definite thumbs-up to Caxton, as there can be nothing more annoying than struggling to configure a program to your own computer's requirements. With this out of the way I was ready to start Cardbox.

## Getting going

Running Cardbox is merely a matter of typing 'CARDBOX' from CP/M. The first screen you are presented with is the main menu and from here the user can access all functions connected with the database. The screen is split into two parts, where the top half shows the functions available to the user whilst the bottom half shows the functions the user has selected. The menu is further split into 'primary' and 'secondary' functions. Pressing either 'P' or 'S' moves an arrow down the lines of available functions.

*Choosing a database is rather like selecting a fine wine – the external packaging looks appealing but the contents can leave a bad taste. If you own a PCW8256 or use CP/M on an Amstrad micro there's a plethora of database software to choose from. This looks at one such package, 'Cardbox' from Caxton Software.*



The primary functions are Database, Format Definition and Operating System Utilities. The secondary functions indicated change, depending on the primary option chosen.

For example, if the Database option is chosen, then the screen shows four secondary choices – Use, Analyse, Create or Repair.

Getting to understand the complexities of a database can be a hit or miss affair and Caxton reduce this problem by providing an example file called 'Customer'. The learning process is further helped by the manual which is written with reference to manipulating this file. However it goes beyond a tutorial in that at a later stage the manual can be glanced at quickly for reference. Loading a file, as with all other commands in Cardbox, requires the user to press one (or two) of the keys on the qwerty keyboard. In this case the user presses 'F' for file. Generally there are prompts on the screen to remind the user of commands available at any stage.

Once a file is loaded, the screen displays the first record in the file. It is at this stage that you understand where Cardbox derives its name from. The screen shows a filing index card which is the equivalent of one complete record of information. As I'll explain later on, this index card can be designed to the user's own specific requirements.

Below the card are shown the commands available with the actual key entries highlighted in capitals (ie ADD, EDit, etc). These options contain the usual elements of database usage in that the user can add new information and edit and delete existing records. The cards (records) can be seen one at a time by going forward or backwards through the cards in the file. At first this is slow because each card is loaded into memory but once loaded the process is quicker.

Above the record card at the top of the screen are two lines of information detailing the file being used, the record being displayed, the number of records in that file and the level of use. The 'level' is an important concept to understand as it is at the root of the way a user selects information. The lowest level of use and the level presented initially is level 0. This shows that the user has made no choices as yet. As the user starts to search for a particular piece of information these levels are incremented by 1. Now if that sounds slightly confusing, it isn't as bad as it seems. In fact it makes understanding how you search for information a lot easier. Here's how it works.

Imagine that you have a cardbox full of index cards but you only want to select the cards which have the indexed word 'toys' on them and only those which are based in London. Finding these cards could be a slow process and you might

sort them by first reducing the level of cards to those which show the town as London and then further reducing the cards to those that contain the word 'toys'. In effect this is the process that Cardbox carries out. Firstly the user would choose the SE option and type '/toys'. This tells the program to search for only those cards that contain the word 'toys' within any of the fields. On finding these cards – and it's fairly quick – the program displays the first card in that set of records. The display at the top of the machine informs the user that the card shown is 1 of, say, 22 such records. This is then the first level of the search.

The user then needs to narrow the search down to only those cards within 'London'. A similar process is used except this time the user informs Cardbox that the selection should be on only one field, in this case that relating to 'Town'. 'SE' is typed again but this time specifying 'TO/London'. This is then level 2 and the display might then show 'Record 1 of 8'. This in essence is how records are found. It's possible not only to 'SElect' cards with certain information but also to 'EXclude' information. Further still Cardbox can go back and 'INclude' information previously not defined. Cardbox will also undo a previous selection or undo them all.

In principle I like the thinking behind Cardbox. It's easy to understand and takes a relatively short time to use. But it does have its own peculiar way of utilising commands. The selection process previously described is easy but it does rely on the user remembering the name assigned to a particular field (ie TO for Town). This is not too much of a hassle so long as you remember to use sensible two-character codes when defining fields.

## Setting up

Defining fields is an interesting experience as it involves first designing the layout of the record (index card) and then assigning the field names to each field. This part of the program, more than any other, impressed me as it became obvious that designing a record is a visual matter. Obviously the user must have an idea of what information he wishes to store and how it should appear to him on the screen.

Cardbox allows the user to 'draw' the index card and all its boxed sections (ie fields). The drawing part of the program uses the keys S, D, E, X for left, right, up and down respectively. It takes a little getting used to but I found that I could design a card very quickly. My only concern was that where a field demands a certain number of characters, the user is reduced to scrutinising the screen carefully in order to count characters.

This is made more difficult as you need to remember the screen description that will take up part of the space. However, given the overall simplicity of the idea, the end result can be very satisfactory. There is also a facility to analyse the database a user has created in order to correct entries in design.

The program does have its limitations like all database packages. Each record holds up to 1,404 characters. But if you're intending to use this system it would not be a problem, as it is intended, as the name suggests, to hold index card information. There is a maximum of 26 fields per record. I managed to use this entire figure in my first application. You would do well to consider the nature of your information before using Cardbox. That piece of advice applies of course for any database package. There is no limitation on the number of indexed words (ie keywords used in a search) within a record or field. Each indexed word can be up to a maximum of 32 characters plus hyphens.

The theoretical maximum number of records that can be stored is 65,500 but this would depend on your external storage capacity. On the PCW8256 a second disc drive would be almost a necessity for applications using more than a couple of hundred records. Output to printer is naturally one of the options as well as dumping information into 'Wordstar' format. This option is especially appealing considering the popularity of the Wordstar program and its availability on CP/M.

## Conclusion

Annoying features were few in number and were in general due to the documentation making reference to usage on non-Amstrad machines. The most notable was reference to pressing the Esc key, which the PCW8256 doesn't have. Common sense suggested using the EXIT key and this solved the problem. There were other similar situations but these were overcome in a similar fashion.

Overall I was pleased with Cardbox. The reference manual with the exceptions noted was usable though by no means the last word in documentation. As a database it came out well in terms of ease of use and understanding of how data is stored. This can often cause problems and the presentation is good. However Cardbox is no heavyweight in the database market but then again it doesn't claim to be. Caxton call it a 'simple electronic card indexing system' and that's what it is. If your business demands a simple card index as a record keeping system, you could do a lot worse. A definite thumbs-up to Caxton Software!

**ABC**

# What puts the **Plus** in the **ScratchPad** spreadsheet?



**ScratchPad Plus** is an electronic spreadsheet available for the Amstrad PCW 8256 and CPC 6128 computers. But it's the **Plus** that makes **ScratchPad** the only choice for all professional electronic spreadsheet users. It's the **Plus** that gives what others give...

## **Plus**

### CAPACITY....

**ScratchPad Plus** is the ONLY spreadsheet that does not have an "OUT OF MEMORY" message - It doesn't need one! Because **ScratchPad Plus** is the ONLY spreadsheet that carries on giving you working space when other spreadsheets completely run out of steam.

#### The power of Virtual Memory!

**ScratchPad Plus** utilizes "Virtual" memory. Just like any other spreadsheet, it begins by building your model in memory. But unlike any other spreadsheet, **ScratchPad Plus** does not stop when you have used all the memory space available - It then pretends your disk drive is extra memory, and uses the space available to carry on calculating for you.

Anyone doing any serious spreadsheet work will tell you just how frustrating it can be when there just isn't any room left to complete your calculations!

Now that **ScratchPad Plus** is available, a spreadsheet just isn't worth considering unless it uses Virtual Memory!

## **Plus**

### FEATURES...

#### Multiple windows

Most spreadsheet programs allow you to view two parts of your spreadsheet at the same time. **ScratchPad Plus** is the only spreadsheet which gives you almost unlimited screen splitting capabilities.

Simultaneously view as many parts of your spreadsheet as will fit on the screen at the same time - Ask "what if" questions and see ALL the answers you need presented before you!

#### Design the spreadsheet around your application - Not the other way round!

With other spreadsheets, the theoretical number of rows and columns you can have is FIXED. If you need less columns, but more rows - NO CAN DO! With **ScratchPad Plus**, you decide how many actual rows and columns you require.

#### Display Pounds (£££££) not Dollars (\$\$\$\$\$)

Let's face it - We are not part of the United States of America. Our currency is English Pounds (£), not US Dollars (\$\$\$\$\$).

**ScratchPad Plus** allows you to display the good old "£" sign - SOME OTHER SPREADSHEETS DON'T.

## **Plus**

### HELP...

#### Instant help

**ScratchPad Plus** has a comprehensive, easy to follow, user guide and tutorial which takes you step by step through all the features of the product. And there is a comprehensive set of help screens available to you all the time you are working with a spreadsheet.

#### Help just a phone call away

Every user of any Caxton product is backed by a skilled telephone support team who use the products themselves every day. If you have a question about **ScratchPad Plus** that the manual does not answer for you, it doesn't matter where you purchased our program from - just dial (01) 379 6502. The people who publish the product will help.

#### Help in the form of Training

Soon we will be beginning our series of **ScratchPad Plus** training courses at our training centre in Covent Garden. Pick up the phone and ask for details of prices and dates.

## **Plus**

### SMARTKEY II! (WORTH £49.99)

For a limited period only, we are supplying FREE with each copy of **ScratchPad Plus** one copy of SmartKey II - the very clever keyboard enhancer and macro facility which works with most CP/M software. Combined with **ScratchPad Plus**, SmartKey II will allow you to display windows, recalculate models, save files and print by just pressing ONE KEY!

And combine SmartKey II with other programs to take the tedium out of any regular keyboard work you have to do.

The price of **ScratchPad** (and all the "Pluses") is just £69.99 inc of VAT. Available from all good dealers, or call **(01) 379 6502 NOW**



Caxton Software Ltd.  
10-14 Bedford St.,  
London,  
WC2E 9HE.  
01-379 6502.



## Computing for the Commons men


Very recently I and a number of my colleagues purchased your PCW8256, and already it has proved to be extremely useful.

It would be very helpful to be able to use the machine to hold data along the lines of the Master File 464.

Would this program run on the PCW8256, and if so, where can I obtain it? If not can you advise.

Norman Hogg MP,  
Opposition Deputy Chief Whip,  
House of Commons.

*ABC: Yes, Locoscript must be just the job for rewriting cabinet minutes, resignations etc. Master File 464, as its name implies has been written for the CPC464 and other CPC machines. It will not run under CP/M and therefore not on the 8256. A likely alternative would be Cardbox by Caxton but there may be other database packages that are just as suitable.*



## The key to success

I, like thousands of others, am the proud owner of an Amstrad PCW8256, and am both greatly impressed and pleased.

In an effort to improve my typing speed and abilities I have recently purchased Caxton's Touch 'n 'Go from Newstar. This program is very good and I am quite pleased with it, but the exercises involving the numeric keypad do not work. This is not strictly correct, the keypad does work but you have to hold down the 'EXTRA' key all the time. This is a pain, particularly if you have to use the 'TAB' key as well.

For anyone who has, or is thinking of getting the Touch 'n 'Go there is a relatively simple solution. When you make your Touch 'n 'Go work disc take the opportunity to copy the J14CPM.EMS file onto it as well, along with the SETKEYS.COM and the SUBMIT.COM. Then, using the RPED facility create two files; the first called NUMKEYS or something similar. The file should look like the following:

```
79 N "."
01 N "0"
15 N "1"
07 N "2"
06 N "3"
13 N "4"
14 N "5"
05 N "6"
20 N "7"
12 N "8"
04 N "9"
```

The second file to be created must be

called PROFILE.SUB and this should look like this:

```
SETKEYS NUMKEYS (or whatever name you choose)
T.COM
```

These two files should be copied along with the rest onto the Touch 'n 'Go work disc.

Now when the machine is switched on, it should load CP/M then set the keys and then load Touch 'n 'Go. The numeric keypad exercises can now be performed without having to hold down the 'EXTRA' key.

This may seem elementary to people who are used to CP/M but I am sure many people like me who have not met CP/M until they obtained a PCW, may find the above useful.

Finally, may I ask, do you know if there is anywhere that I can obtain an extension to the printer cable on the PCW. The shortness of the printer cable is its only fault.

I. Fletcher-Cook  
Tetchill, Ellesmere, Shropshire

## C-Basic

I was very interested to note the recent adverts from Digital Research regarding their new prices for certain packages, so I wrote away for C-Basic at once.

I have not yet had C-Basic long enough to get far into it, but I have had a chance to try some comparative timings - to see how the compiled Basic compared with Mallard Basic as supplied on my PCW8256. The results are rather interes-

ting, especially in the light of the claim by DR that "C-Basic Compiler combines the speed of machine code with the ease of use of the Basic language. A program executes from eight to ten times faster than the same interpreted program", viz: Personal Computer World Benchmarks

Benchmark No.	Mallard Basic(secs)	C-Basic(sec)
1	1.1	4.2
2	3.8	4.3
3	9.9	20.2
4	10.1	31.1
5	11.0	31.1
6	19.1	57.3
7	30.3	62.0
8	33.9	10½ minutes

Hm. A very strange set of results I don't know if the problem is that Mallard Basic is so fast, or just that compiled C-Basic is certainly not fast, but the obvious conclusion is that compiled C-Basic is far slower than Mallard Basic. In some cases, painfully slow. No doubt, the source code could be rewritten to reduce the difference, but the same rewrite would probably improve the timings for Mallard Basic too (such as

defining all numeric variables as integers). This is not really the point, though, as anyone buying C-Basic would be looking for improved performance on their existing programs.

Please note, I'm not complaining. Considering the price (compared to the usual cost of this C-Basic package), I'm quite happy. I note the following advantages over Mallard Basic:

1. Any programs can use all the 61k TPA under CP/M, and even allowing for the overhead on your code imposed by the standard routines added during compilation, this is far better than the 31k available under Mallard Basic.
2. C-Basic includes multi-line functions, working in a similar way to BBC Basic Def Proc commands with passed parameters and local variables.
3. C-Basic gives you GSX graphics capability, even if a couple of the commands do not work on the PCW screen (ie, large characters and rotated text).
4. C-Basic allows the compilation of source code greater than available RAM, with the inclusion of library routines, and use of overlays as well as chaining.
5. The compiler seems quite happy with most MBasic code as source, hence also works with Mallard Basic code assuming

you check the code for non-allowable commands and save to an ASCII file.

6. Once a program is compiled, it can be run directly under CP/M, without having to load Basic. Also possible would be chaining directly to one of the CP/M utilities, or running a Basic program from within a set of Submit file commands.

The disadvantages are:

1. You lose the Jetsam filing commands. While C-Basic does still support random files, the system is not so 'clever' as under Mallard Basic (although to be fair it is a little more flexible).
2. You no longer have the advantages of an interpreter for editing, running and debugging your program.
3. C-Basic would appear to be *slow* for an interpreted Basic, which must rate it as snail-like for a compiled program.

In conclusion, there's still, I feel, a lot of value in the package - it's just rather a pity that it is nowhere near 'fast'. Does anybody know why?

Geoff Barnard,  
Guisborough,  
Cleveland.

*ABC: Thank you for this letter Mr Barnard. I think many PCW users will be interested in your appraisal of the relative merits of the two Basics.*

## PCW 8256 WORD PROCESSOR LOCOSCRIPT INSTRUCTION

London and Provinces  
Full Day Course - £55

For Brochure  
.0651-6446

Tel.  
Or write

**GRAYFIELD LTD.**  
**FREEPOST**  
**AB5 8QL**  
(No stamp required)

# Advantage

The Independent Computer User Group

ALSO FOR  
PCW8256

### 12 CP/M UTILITIES FOR £8.95

**1 DIRECTORY** - Provides full details of file names, types, sizes and space left. **2 FILE MANAGER** - 20 functions including read only, hide, multiple delete, rename. **3 ERASED FILE RECOVERY** - Resurrect files that have been accidentally erased. **4 SECTOR EDITOR** - READ, inspect, modify and WRITE to any sector on a disc. **5 VIDEO EDITOR** - A full screen text editor for programs, assembler and text. **6 PRINTER FORMATTER** - Improves the presentation of text files and listings. **7 FILE DISPLAY** - Lists text files 24 lines at a time, backwards or forwards. **8 CODE DUMP** - Offers memory address plus HEX and ASCII display of any file. **9 SECTOR ELIMINATOR** - Re-use discs containing faulty sectors with confidence. **10 STRING FINDER** - Provides a high speed file search for any given string. **11 COMPARE FILES** - Identifies differences between any two versions of a file. **12 TYPEWRITER EMULATOR** - for those small typing jobs that don't require your WP.

ALSO AVAILABLE: CP/M GAMES COMPENDIUM including the famous Colossal Cave Adventure, Chess, Othello, Golf Simulator and six more items on one disc. £8.95

### 16 UTILITIES FOR £10.95

**1 BACK-UP** Software TAPE-TAPE and TAPE-DISC. Includes Header reader, BASIC de-protector plus 7 SPEED WRITE options up to 3700 baud **NOT TO BE USED TO INFRINGE COPYRIGHT.** **2 CHARACTER DESIGNER** - Develop a custom character set for use in your programs. **3 CHARACTER SET LOADER** - 12 ready-to-run character sets, including graphics. **4 KEYWORD KEY DEFINER** - 32 BASIC KEYWORDS allocated to function & control keys. **5 ADVENTURE KEY DEFINER** - 20 often-used words are allocated to control keys. **6 MONITOR & EDITOR** - Display, print or edit memory, LOAD and SAVE binary files. **7 ASSEMBLER** - Helps make machine code programming easier to understand and use. **8 DIS ASSEMBLER** - Useful for finding out how machine code programs operate. **9 DIRECTORY PRINTER** - Automatically prints neat DISC or TAPE labels with titles. **10 COLOUR CHARTS** - Displays any combination of PEN, PAPER and BORDER colours. **11 BASIC PROGRAM TRACER** - Trace to window or printer, with single step feature. **12 SCREEN DUMP** - Can be merged with your BASIC programs to print screen display. **13 RSX COMMANDS** - A useful selection of extra commands to use in your programs. **14 SECTOR EDITOR** - READ, inspect, modify and WRITE to any sector on a disc. **15 FILE MANAGER** - Gives single key ERASE, RENAME, CAT, LIST and MERGE functions. **16 UTILITY MANAGER** - Easy access to all utilities, with PRINT MENU & HELP PAGES.

\* DISC £10.95 \* UTILITIES 1 to 13 are available on TAPE for £8.95 \*

JOIN OUR USER GROUP NOW FOR £8.95 PER YEAR AND GET £2.00 OFF THESE PRICES MONTHLY NEWSLETTERS AND ACCESS TO MORE SOFTWARE

**ADVANTAGE (Dept. U4) 33 Malyns Close,  
Chinnor, Oxfordshire OX9 4EW.**

CP/M SOFTWARE RUNS ON V2.2 & IS SUPPLIED FREE OF CHARGE - YOU PAY FOR THE DISC, DOCUMENTATION & PROCESSING COSTS. SOFTWARE MAINTENANCE SCHEME AVAILABLE. UPDATE YOUR DISC OR TAPE FOR ONLY £1.95. TAPE TO DISC £4.95.

Overseas orders please add £1 per order. CPC464, 664, 6128 compatible.

# THINKING THINK



## **TASWORD 6128** THE WORD PROCESSOR

**TASWORD 6128 for the  
Amstrad CPC 6128 disc £24.95**

*Brilliant value for money.*

AMSTRAD ACTION  
December 1985.

*A powerful and easy to use word processor and a superb data merge program. AMTIX December 1985.*

*TASWORD 6128 is the word processor especially developed to utilise the extra memory in the CPC 6128.*

*The program uses ALL the additional 64K of memory in the CPC 6128 as text space. This means that text files can be around ten thousand words long.*

*TASWORD 6128 includes a built-in data merge program. Mail merge, in which a letter is printed any number of times, each individually addressed to a different person, is just one of the applications of this powerful facility.*

*The notepads are a unique feature of TASWORD 6128. Four separate notepads are available. Typing reminders and storing letter headings are just two possible applications for the notepads.*

*Up to one thousand characters can be stored in ten user definable keys allowing commonly used words, sentences, or even paragraphs to be typed with a single keypress.*

*TASWORD 6128 has comprehensive customisation features. These allow many of the program facilities to be changed to personal requirements. A customised program can be saved and includes the notepads and user definable keys.*

*TASWORD 6128 is fully compatible with TAS-SPELL and TASPRTINT. It will also read in data from Masterfile 6128. It can even be used to enter and edit your own Basic programs.*

*With all standard and many extra word processing facilities TASWORD 6128 is the most powerful of the TASWORDS.*

## **TASWORD 464** THE WORD PROCESSOR

**TASWORD 464 cassette £19.95**

*"There is no better justification for buying a 464 than this program"*  
POPULAR COMPUTING WEEKLY,  
NOVEMBER 1984

*Your 464 becomes a professional standard word processor with TASWORD 464. Supplied complete with a comprehensive manual and a cassette which contains both the program and TASWORD 464 TUTOR. This teaches you word processing using TASWORD 464. Whether you have serious applications or simply want to learn about word processing, TASWORD 464 and the TUTOR make it easy and enjoyable.*

## **TASWORD 464-D** THE WORD PROCESSOR - WITH MAIL MERGE!

**TASWORD 464-D disc £24.95**

*This is the new TASWORD especially developed to utilise the capabilities of the CPC 464 and 664 disc drives. The additional facilities include a larger text file size and automation on-screen disc directories during save and load operations. A major new feature is the mail merge facility. This gives multiple prints of your standard letters, forms, etc., with each copy containing, for example, a name and address automatically taken from a disc file containing the data. This data can be entered using TASWORD 464-D, or created using the Masterfile Program Extension package. A powerful and useful conditional printing facility is included - parts of a document can be printed according to user-specified criteria. TASWORD 464-D will only run on, and is only supplied on, disc.*

Available from good

# Tasman

SOFT

Springfield House, Hyde Terrace,

# SOFTWARE?

# TASMAN



## TASCOPY 464

THE SCREEN COPIER

TASCOPY 464 cassette **£9.90**  
disc **£12.90**

A suite of fast machine code screen copy software for the CPC 464, 664 and 6128. Print high-resolution screen copies in black and white and also large 'shaded' copies with different dot densities for the various screen colours. TASCOPY 464 also produces 'poster size' screen copies printed onto two or four sheets which can be cut and joined to make the poster.

TASPRINT 464 and TASCOPY 464 drive the following dot-matrix printers:

AMSTRAD DMP1    MANNESMANN    STAR DMP 501/5/515    SHINWA CP-80  
EPSON FX-80    TALLY MT-80    BROTHER HRS    COSMOS-80  
EPSON RX-80    BROTHER M1009    DATAC PANTHER    AMSTRAD DMP2000  
EPSON MX-80 TYPE III    NEC PC-8023B-N    DATAC PANTHER II

## TASWORD

### UPGRADES

TASWORD 464 and Amword owners: send your original cassette or disc (not the packaging) as proof of purchase and £13.90. Your original will be returned together with TASWORD 464-D or TASWORD 6128 on disc.

## TASPRINT 464

THE STYLE WRITER

TASPRINT 464 cassette **£9.90**  
disc **£12.90**

A must for dot-matrix print owners! Print your program output and listings in a choice of five impressive print styles. TASPRINT 464 utilises the graphics capabilities of dot-matrix printers to form, with a double pass of the printhead, output in a range of five fonts varying from the futuristic DATA-RUN to the hand-writing style of PALACE SCRIPT. TASPRINT 464 drives the dot-matrix printers listed below and can be used to print. AMSWORD/TASWORD 464 text files. TASPRINT 464 gives your output originality and style. Completely compatible with the 664 and 6128.

COMPACTA - bold and heavy, good for emphasis  
DATA-RUN - A FUTURISTIC SCRIPT  
LECTURA LIGHT - clean and pleasing to read  
MEDIAN - a serious business-like script  
PALACE SCRIPT - a distinctive flowing font

Typical Tasprint output shown at approximately half size. Please note that different makes of printer produce different sized output.

## TAS-SPELL

THE SPELLING CHECKER

TAS-SPELL disc **£16.50**  
for the Amstrad CPC 464 and 664 running TASWORD 464-D and for the CPC 6128 running TASWORD 6128

Spelling mistakes and typing errors spoil any document whether it is a private letter or your latest novel. With TAS-SPELL you are free to be creative in the confident knowledge that your spelling won't let you down.

TAS-SPELL checks the spelling of TASWORD 464-D and TASWORD 6128 text files. TAS-SPELL has a dictionary of well over twenty thousand words which it compares with the words in your text. If a word is not recognised then the relevant part of your text is displayed with the suspect word highlighted. You can correct the word, ignore it (it might be a name), or even add it to the TAS-SPELL dictionary.

Please note that TAS-SPELL will only work with TASWORD 464-D and TASWORD 6128.

If you do not want to cut this magazine, simply write out your order and post to:  
TASMAN SOFTWARE, DEPT AU, SPRINGFIELD HOUSE, HYDE TERRACE, LEEDS LS2 9LN

stockists and direct from:

# man

WARE

Leeds LS2 9LN. Tel: (0532) 438301

I enclose a cheque/PO made payable to TASMAN SOFTWARE Ltd OR charge my ACCESS/VISA number: .....

NAME	ITEM	DELETE	PRICE
_____	_____	disc/cassette	£ _____
ADDRESS _____	_____	disc/cassette	£ _____
_____	_____	disc/cassette	£ _____
_____	_____	disc/cassette	£ _____
Outside Europe add £1.50 airmail per item:			£ _____
Telephone Access/Visa orders: Leeds (0532) 438301		TOTAL	£ _____

Please send me the FREE TASMAN brochure describing your products for the Amstrad CPC 464, 664 and 6128.  tick here.  
All prices include VAT, postage and packaging.

AU

# POWER BEHIND

## Light Pen

A sophisticated Graphics Package which includes a Colour Palette, Nudge Control for one pixel accuracy, Brush Choice, Text Handling and User Defined Characters.

It can Magnify, Shrink, create Circles, Rectangles, Lines, Curves and Colour Fill.

There is Picture Storage and Retrieval, a Pen Calibration utility and Printer Dump.

There is cassette driven or ROM software for the 464 and ROM software for the 6128.

Cassette **£19.95.**  
ROM **£29.95.**

## Speech Synthesiser

A speech synthesiser and powerful stereo amplifier which greatly improves the quality of the internal speaker.


Extremely easy to use with an almost infinite vocabulary.

Supplied with text to speech convertor for ease of output creation.

Includes two high quality four inch speakers designed to compliment the Amstrad.

There is cassette driven or ROM software for the 464 and ROM software for the 6128.

Cassette **£29.95.**  
ROM **£39.95.**



DK Tronics products are available in all good computer stores. If you have any local problems obtaining them contact us directly.

You can order by phone quoting your Barclaycard or Access number, orders are normally despatched in 24 hours.

# YOUR AMSTRAD



## 64K Memory Expansion

Converts the 464 into a 6128 (except for the ROMS) and gives 128K of memory.

The 64K gives the same amount and configuration of RAM as the 6128.

It is supplied with bank switching software in the form of RSXs to use the second 64K RAM as storage for screens, windows, arrays and variables.

It allows the use of CPM plus as supplied with the 6128.

It requires no additional power supply.

**£49.95.**

## 256K Memory Expansion

Converts the 464 into a 6128 (except for the ROMS) and gives a total memory of 320K.

Gives the same memory configuration as the 6128 but there are four extra banks of 64K.

It is supplied with bank switching software in the form of RSXs to use the memory as storage for screens, windows, arrays and variables. The 250K can store 16 full 16K screens.

It allows the use of CPM plus as supplied with the 6128.

It requires no added power supply.

**£99.95.**

## 256K Silicon Disc

256K of RAM disc accessible many times faster than the conventional drive and with a greater disc capacity.

It can be logged on as drive B or in a two drive system as drive C.

It will accept all normal Amstrad disc commands i.e. load, save, cat, etc.

Data can be transferred onto the silicon disc from a normal disc or from RAM, application programmes can then work on the data at vastly increased speed.

**£99.95.**

# dktronics

MANUFACTURERS OF POWERFUL PERIPHERALS

DK Tronics Limited  
Englands Lane, Gorleston-on-Sea, Great Yarmouth, Norfolk NR31 6BE  
Phone 0493 602926 (24 Hours), Telex 975408.

# 6128/8256 OWNERS – PAY LESS FOR THE BEST PROFESSIONAL PROGRAMS

## CARDBOX

"Cardbox is a powerful database, it scores in being easy to use and understand". (Amstrad User 01/86). Claimed to be the best electronic card-indexing system available. Now on the Amstrad for £50 less than the usual price! Up to 65,000 cards in a file, depending on disk capability. Up to 26 fields and 1404 characters on each card. No limit to the number of indexed words you can search for on each card. Design cards as you wish. We've found Cardbox simple to use and the manual clear and helpful. (CARDBOX by Caxton). **SAVE £5.00 on recommended price. Pay only £94.99.**

## SUPERCALC 2

"It can't be faulted... probably one of the top five best known names in the business software world, used by companies worldwide". (Popular Computing Weekly 12/85) Comprehensive spreadsheet, with lots of helpful features. Simple to learn. Clear, helpful manual with 12 lessons and sample spreadsheets already on disc. Plus one program which has you creating and running your own spreadsheet in just ten minutes! On-screen HELP is useful. Advanced Guide for experts included! (SUPERCALC 2 by Amsoft/Sorcim/IUS) **SAVE £5.00 on recommended price. Pay only £44.95.**

## POPULAR ACCOUNTS

"For my money, the Sage package has the edge, mainly due to its completely integrated approach... the manual is full of illustrations and is friendly, while still being concise". (Amstrad Action 02/86) The accounting program being used by 5,000 UK companies. On just one disk, fully automatic sales, purchase and nominal ledger system, plus all the reports you need. 999 Sales and Purchase Accounts. Automatic double-entry posting. Debtor and creditor ageing. Nominal Ledger (999 accounts) with VAT analysis. Trial Balance, monthly and YTD profits/loss/balance sheet. **90-day HOTLINE support from Sage, too. (POPULAR ACCOUNTS by Sage) SAVE £5.00 on recommended price. Pay only £94.99.**

## DR. GRAPH

Professional-looking, presentation-quality graphs of your Supercalc or directly entered data. Line, bar, scatter and stick graphs, plus pie-charts and text-only charts. Menu-driven: just choose the options you want. 3 different additional type styles; 8 filled patterns for clarity. Add borders, colours, labels as you wish. Combine different graph types in one chart, explode pies, have 4 charts on one page. What you see is what you print. Not just pretty pictures, but pretty useful pictures, too. (DR. GRAPH by Digital Research) **SAVE £5.00 on recommended price. Pay only £44.95.**

### ALL ORDERS NORMALLY DESPATCHED WITHIN 24 HOURS!

Phone **01-846 9353**, 24hrs a day, to order with your ACCESS/VISA/EUROCARD/MASTERCARD. (Foreign orders welcome, we have satisfied customers in 64 countries. UK prices include VAT, export prices are the same because of the extra work involved.) Leave order, name, address, card number and expiry date clearly, plus your phone number. We will call you, anywhere in the world, if we have a query. OR WRITE to

**SPEEDYSOFT, 37 Church Road, London SW13 9HQ, England,**

enclosing a sterling cheque/bank draft or give credit card details as above. PLEASE ADD £1 per program in UK, £1.50 per program in Europe and £2.00 per program elsewhere, for postage and packing.

### WHAT THE 8256 MANUAL NEVER TAUGHT YOU!

For 8256 only. If the manual is confusing you as much as it confused us for weeks, try these two sound cassette tapes. Magic to the ears as 4 45-minute lessons teach you all the short cuts you always hoped existed. Pure magic. (TUTORIAL by Headline) **Two sound cassettes only £9.95.**

### 24 HOURS TO PROPER KEYBOARD TYPING!

Two fingers aren't bad. 10 are quicker. This keyboard skills course has been 20 years in the perfecting (even longer than your Amstrad.) Try really hard and you can achieve perfection in just 24 hours. If you're idle like us, it may take a week. (TOUCH 'N' GO by Caxton) **Only £24.99.**

ACCESS  
VISA



**SPEEDYSOFT**  
**01-846 9353**



**EUROCARD**  
**MASTERCARD**

## PROFESSIONAL PCW8256 TRAINING

METYCLEAN  
BUSINESS SYSTEMS



Metyclean House,  
38/48 Monkton Street, London SE11 4TP.  
Telephone: 01-582 5555 Telex: 894121

As one of London's leading independent business systems suppliers, we have now turned our attention to the 8256. Our professional Training Division can now offer keyboard instruction as well as Locoscript, Wordstar and Supercalc.

Fill in the attached coupon or telephone us for full details on **01-582 5555**.

Ask about other packages too, and our software support service.

- \* Please send me details on Metyclean Training.
- \* Please telephone me to make a booking. (\*Please delete as required)

Name \_\_\_\_\_

Company \_\_\_\_\_


Address \_\_\_\_\_

Postcode \_\_\_\_\_ Telephone \_\_\_\_\_

Authorised dealers for IBM and Olivetti.

ABC

REVIEW



*LocoScript from Head-Line Communications*

# Listen with LocoScript

*An audio tape could be the answer for novice Joyce users who are having problems with LocoScript. Sue Maybee dons the headphones.*

The PCW8256 has made available to a new section of the public a powerful word processing system. This section of the public has no experience of using even an electronic typewriter, let alone a word processor, and is struggling to learn all about it from a manual.

In pre-Joyce times the only members of society using word processors were those professionally trained to do so, now is the post-Joyce era and anyone with £399 plus VAT to spare has, potentially, a whole new world opened up to them.

To the initiate, a word processing system can be a strange beast; and to someone who is not even aware of the meaning of typing terms like "justify", "proportional spacing", "pitch", or "line spacing" the beast must appear even more strange and untameable.

## To the rescue

To help these poor souls Head-Line Communications Limited have put together an audio self tutorial package specifically for the 8256 and LocoScript.

For some time the value and use of audio systems of learning has been known, schools and colleges make available audio tutorial packages for many subjects including languages, Open University has been using radio to teach degree subjects, even the forces use audio methods in their "free running courses". Of course "talk and chalk" cannot be replaced by this method of teaching, but it is a useful tool, especially when supplementing written instructions, in this particular case, the PCW8256 User Guide.

Head-Line Communications have put together this package "Wordprocessing with LocoScript" very neatly. It consists of four sessions contained on two audio cassette tapes, an instruction leaflet and Quick Reference Guide to LocoScript which can be used when you have finished the sessions.

Session one starts off well with a good introduction, and makes it clear that a working copy needs to be made of the master disc, one of the major initial problems for new users of Joyce, judging

from the letters and phone calls received by the Customer Services Department at Amstrad.

Once the need to copy the master is established the learner then has a problem trying to follow the Diskit procedure as described in the Manual, so the concise instructions given in the Instructions leaflet with this package will help the novice a great deal, and Head-Line is performing a great service by helping alleviate the pressure on the busy switchboard at Amstrad.

### Beginners only

In no way does Head-Line claim to be able to create an expert WP operator in four sessions, but states plainly that its aims are to make the listener competent in the WP operations he is most likely to need in his every-day work. It has not been assumed that the listener is a typist or is even familiar with the PCW keyboard, and describes where a key is when the listener is first asked to use it. This works well as a device to allow the listener to keep up with the instructions on the tape without having to stop the tape and break the flow, which would be

distracting to say the least. Bleep signals are given to mark the points where the listener should turn off the tape and practice the operations.

As the sessions progress and the beast is slowly tamed the tape still gives complete explanations of every operation so the tamer is able to get the feel of working at a fairly normal, even, pace (getting used to having the whip in his hand!) not having to keep referring back to previous parts of the tape or to the user guide whilst in the middle of a new trick. I was pleased to note that the package covers organisation of work. It is an aspect of word processing that the novice might well overlook, particularly in the early stages, and cause problems later on when there is a large volume of work which needs re-organising. If the user can start good word processing/housekeeping habits early on, as in any field, it makes life a lot easier later.

Head-Line Communications have produced a package which will help many to come to grips with the basic elements of LocoScript. For anyone with a previous knowledge of word processing the sessions might seem slow, but for the raw recruit they should help make the

experience of learning a little less daunting.

### Filling the gap

Because the PCW8256 has put word processing well within the reach of many who must have regarded it previously as rather mysterious, audio sessions like this will fill the gap in the market between the manual and the training courses which are available. Disadvantages with this type of learning are really the same as any that do not involve a personal interaction with the teacher, but there is always the manual to fall back on, and failing this, the Customer Services Department has become used to dealing with the panicking ranks of the word processing army of raw recruits!

### Conclusion

In conclusion, a nicely arranged package, easy to follow. It does not cover the more involved operations with LocoScript but will be a good starting point for those experiencing learning difficulties with their Joyce.

**ABC**

## MAKE THE MOST OF YOUR COMPUTER

### TEACH YOURSELF TOUCH TYPING!

For Only £24.95 (inc VAT P&P)

*These carefully designed computer based training programs will get even the most unlikely typist up to a standard of proficiency you wouldn't have imagined possible.*

Our **unique unconditional guarantee**: if you are not completely satisfied with your **IANKEY**, send it back for a full refund.

For further information contact  
**Iansyst Ltd**  
 41 North Rd  
 London N7 9DP  
 Tel (01) 607 5844

**IANSYST**

### WHICH SPECIALIZED COURSE DO YOU NEED?

#### Iankey Typing Crash Course

for newcomers to computing, takes you round the whole keyboard as fast as possible, teaching the basics of touch typing in as little as four hours.

Its unique fast-track approach lets you put your Computer to use right from the start.

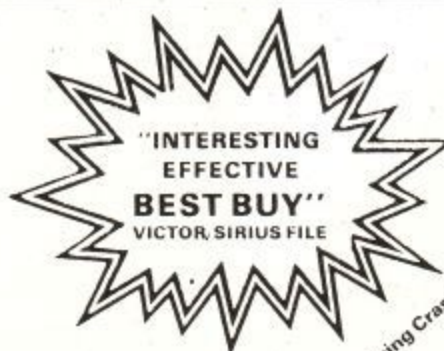
Plenty of interesting practice sessions that help you reach speeds of 40 words a minute and more.

#### 'TWO fingers' to Touch Typing Conversion Course

Gives new touch typing skills to experienced two-finger typists

In this unique course you build on your own knowledge and skill. You do not have to start again from scratch and your typing speed hardly drops while you are learning.

Four intensive sessions will change your habits of a life-time.



lankey Typing Crash Course ..... PCW8256  
 lankey "Two Fingers" to Touch ..... CPC6128  
 Take this ad today to your dealer or order direct from:  
**IANSYST Ltd, AU1 FREEPOST, London N7 9BR.**  
 Tel: 01-607 5844 (24 hour answering service)  
 CWO or VISA/ACCESS.  
 ACCESS/VISA No. \_\_\_\_\_  
 Name \_\_\_\_\_  
 Address \_\_\_\_\_  
 Telephone: \_\_\_\_\_

THE TYPING TRAINING SPECIALISTS

# The Accountants choice ... simple as ABC



**A** is for AMSTRAD PCW8256



**B** is for BOOK-KEEPING



**C** is for **COMPACT**

**Award\* winning COMPACT SOFTWARE,** recommended by leading British Accountants, have now extended their range to include software for the new AMSTRAD PCW8256 which will easily relieve the small businessman of his book-keeping headaches, particularly with V.A.T.

There are two new packages designed for the Amstrad, **COMPACT DAYBOOK** and **COMPACT ACCOUNTS**.

**COMPACT DAYBOOK** has been developed to provide an entry level system for the first time computer user, wishing to computerise a manual book-keeping system. The software has been designed to imitate manually kept books that would normally be maintained by a small business - i.e. Sales Daybook, Purchase Daybook, Cash Book, and a book-keeper or businessman familiar with these procedures would establish an immediate rapport with the software.

**COMPACT ACCOUNTS** is a special version of Compacts latest full accounting system designed to satisfy the needs of small to medium sized businesses. If you buy **COMPACT DAYBOOK** and want to upgrade to **COMPACT ACCOUNTS** all the data you have created is fully transferable.

## WHY BUY COMPACT

Accountants have played a major role in the development of COMPACT systems. There are now 12,000 COMPACT users ranging from small businesses to multi-nationals. COMPACT believes in continuing support and will provide an optional Hot-Line telephone service when you buy **COMPACT DAYBOOK** and a FREE one day training course at one of our business centres when you purchase **COMPACT ACCOUNTS**.

## WHAT THE PAPERS SAY

"COMPACT is a very well written system, extremely good value for money and very powerful." *PC USER* January 1985

"COMPACT ledgers offer some excellent features for the small company." *MICRO DECISION* December 1985

**NATIONWIDE SUPPORT** at one of COMPACTS Professional Business Centres.

**FOR MORE INFORMATION** concerning **COMPACT** Software or your nearest Business Centre fill in the coupon and return to **COMPACT**.



### COMPACT DAYBOOK

Sales Daybook  
Purchase Daybook  
Nominal Ledger  
V.A.T. Reports  
Trial Balance  
Full Documentation  
Demonstration Data  
Optional Telephone Hot-Line

**£43 + VAT**

### COMPACT ACCOUNTS

(Requires 720K Disk Drive)

Sales Ledger  
Sales Invoicing  
Statements  
Purchase Ledger  
Nominal Ledger  
Aged Analysis Debtors/  
Creditors Budgeting  
V.A.T. Reports  
Full Management Reports  
Full Documentation  
One Day FREE Training Voucher  
Demonstration Data  
Optional Telephone Hot-Line

**£399 + VAT**

**COMPACT DAYBOOK** including VAT + £3.00 p.&p. = £52.45

**COMPACT ACCOUNTS** including VAT + £3.00 p.&p. = £458.85

Additional **COMPACT SOFTWARE** information

I enclose my cheque payable to **COMPACT SOFTWARE LTD** for:

Return to: **COMPACT SOFTWARE LTD**  
1 Ensbury Park Road, Bournemouth BH9 2SQ

Name

Company

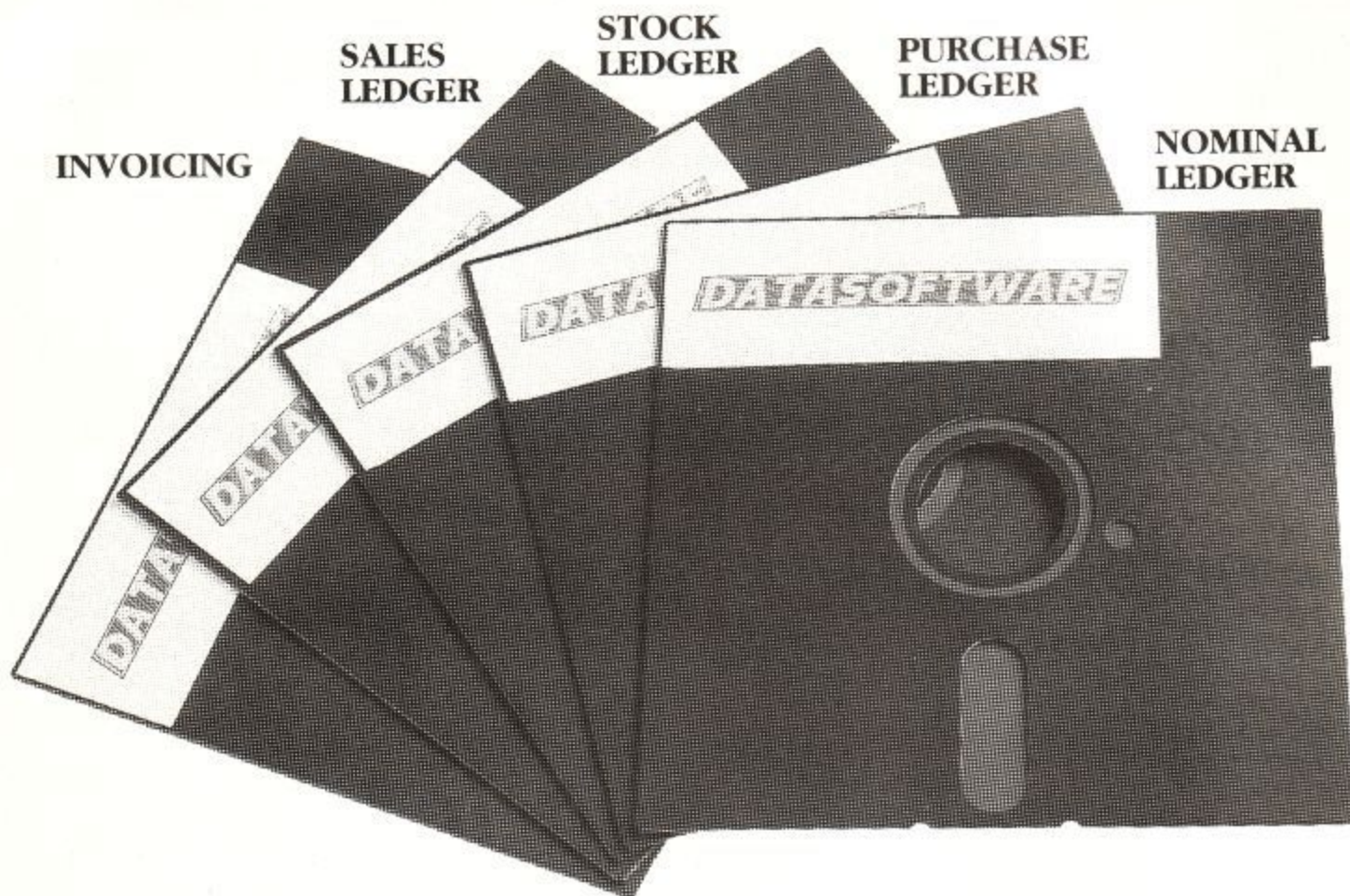
Address

Post Code

Please allow 28 days for delivery

\* In 1984 COMPACT SOFTWARE won the 'RITA' award which is to the information technology world what the 'Oscar' is to the film industry.

# Total Package



## Total Price . . . . £247.50

Totally amazed? Read on . . . P.C.Soft offers a completely integrated accounts software package at a realistic price. No other package on the market today offers so much at such a low price.

### INDIVIDUAL MODULES OR COMPLETE SYSTEM

Purchase individual P.C.Soft modules at only £99.50 each OR buy the complete suite of five for only £247.50.

### THE TOTAL PACKAGE

Module P.C.S. 1 INVOICING	£99.50
Module P.C.S. 2 SALES LEDGER	£99.50
Module P.C.S. 3 STOCK LEDGER	£99.50

Module P.C.S. 4 PURCHASE LEDGER	£99.50
Module P.C.S. 5 NOMINAL LEDGER	£99.50
<b>BUT TOTAL PRICE ONLY</b>	<b>£247.50</b>

### WELL ESTABLISHED SYSTEM

The P.C.Soft software packages are not new. Over 3,000 modules have been fully operational in the U.K. since 1981.

### IS P.C.SOFT COMPATIBLE?

YES! Our system operates on all micro's operating under CPM, MS-DOS, or PC-DOS on IBM, Olivetti, Zenith, Apricot, ICL, Sanyo, Canon, Compact, Ericson and many more even the incredible **AMSTRAD**.

We even produce a fantastic **MULTI USER SYSTEM** for use with CCP/M and Conc./DOS.

### TRAINING, SUPPORT, BACK UP

We strongly believe in giving full support on our systems to all end users. As a result, a network of regional centres is already fully operational to offer complete hands on training. Further, we operate a **HOT LINE** direct to our H.Q. to give rapid answers to your queries.

### HOW TO SAVE ON YOUR SOFTWARE

For complete details of the full P.C.Soft £247.50 package, and other modules including **PAYROLL** and **JOB COSTING** fill in the coupon now or Telephone: 0222 705030/705039.

### YOUR GUARANTEE

If any P.C.Soft module does not measure up to your expectations we will refund your money immediately.



To: Datasoftware International Ltd., 1 Windsor Chambers, Windsor Arcade, Penarth, South Glamorgan, CF6 1JA. Please send full details on the Complete P.C.Soft Accounting Package at £247.50 and individual modules at £99.50

Name \_\_\_\_\_ Company \_\_\_\_\_

Address \_\_\_\_\_

Tel. No. \_\_\_\_\_

**ABC**  
**SPECIAL**

# GSXplained

*GSX stands for Graphics System eXtension. It adds graphics facilities to the CP/M family of operating systems and provides a machine independant interface for applications programs. GSX-80 is the version for Z80 machines such as the Amstrad and is supplied as standard with the CPC6128 and PCW8256 computers.*

Very little documentation is available about GSX and so, not surprisingly, very little software has actually been written which use the extra functions supplied. This is starting to change and some software houses are now starting to use GSX seriously, but for the time being the only commercial software available that uses it has been written by Digital Research, the inventors of GSX and CP/M.

It is not in the scope of this review to explain in depth how GSX works or what calls to make - that should be the topic for a future 'how to ...' article - but a brief explanation of the theory of operation of GSX is in order.

The 'core' of GSX is standard for all machines, the only machine dependant parts required are the 'device drivers' which interface the GSX system with the computer. Device drivers are supplied with the CPC6128 and PCW8256 computers to cover a range of available screen modes, printers and plotters.

### Mapping things out

In GSX every device is treated as being the same size. Both the x and y axes are considered to have a range of 0-32767 -

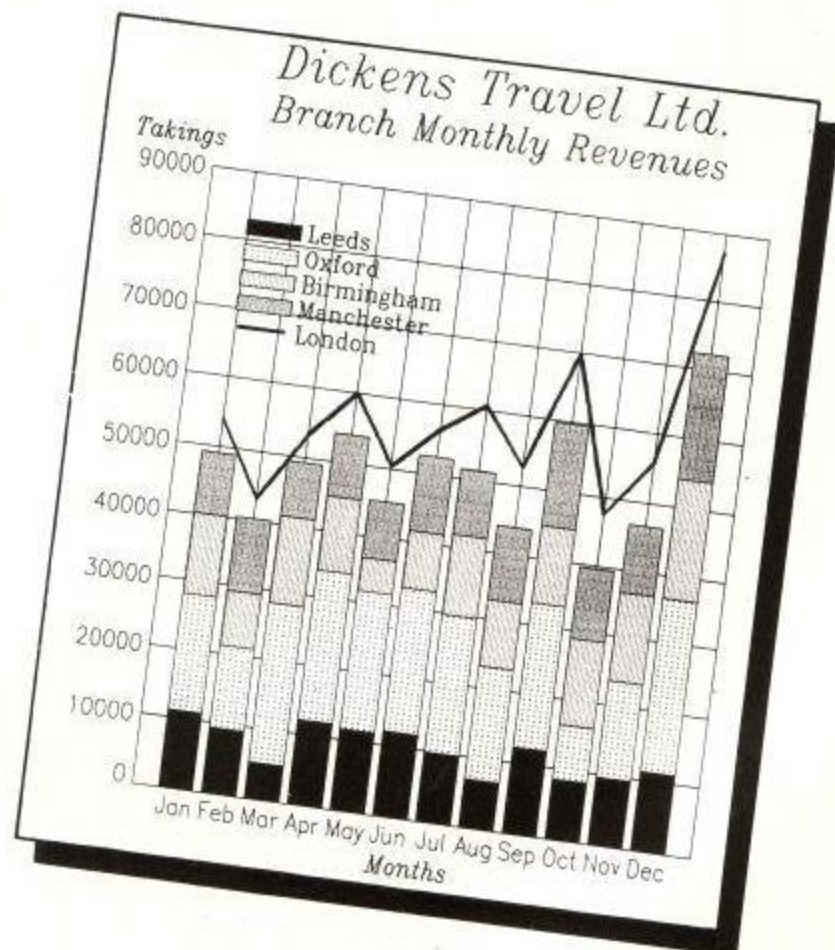
called Normalised Device Coordinates (NDCs). When a device (workstation in GSXspeak) is opened values returned by the machine specific device-driver selected are used to calculate the number of NDCs to each physical pixel supported by the device.

The upshot of all this is that the graphic image stored always is held at maximum size and then scaled down to give the best fit for the selected device. This means there is less visible distortion when displaying the graphic images on higher resolution devices. It also means that it will try to print the fancy fonts on the screen and so pass the 'stand 3 feet away and squint' test.

Digital Research have now released three programs on Amstrad format discs which use GSX. These are: DR Graph, DR Draw and the CBasic Compiler, all priced at £49.95 and available via dealers or directly from Digital Research.

### DR Graph

DR Graph is a business graphics program which allows the production of professional graphs and charts. It is probably the most robust of the DR programs reviewed here, having been ported across



from generic CP/M-80 8in discs to the 3in Amstrad format early last summer to test GSX on the then prototype CPC6128.

It is a very large and complex program and 6128 owners will need to split the modules over two discs if they have a two drive system or both sides of one disc on single disc systems. Joyce owners will be able to gain some advantage by using the RAM disc to store the most frequently used modules.

The program is driven completely by menus and, once set up, is suitable for operation by non-technical personnel. It comes complete with a fairly comprehensive but generic manual so that some references, to color (sic) for example, may not be valid. Every menu which the user will be faced with when operating the program is explained in detail with examples given where necessary.


The program can handle three main types of chart:-

- X-Y axis graphs which can handle up to five columns of data each of which can be 75 elements long. Each or all of the columns can be represented by combinations of five types: Lines, steps, sticks, scattered or bars (clustered or stacked).
- Pie charts of up to 12 segments, any of which can be 'exploded' from the main body of the pie. Segments of the pie can be displayed with the actual values or as percentages of the whole and also sorted into ascending or descending order.
- Text only charts. This may seem like a non-option but can be very useful because as well as the standard font - the characters that are displayed on your machine normally - there are three other fonts available: Simplex Roman, Duplex Roman and Complex Italic, each of which can be displayed in any size required. These fonts are also available in the line and pie charts described above.

The design elements of the charts - titles, labels, borders, colours etc - are totally under the control of the user from easy-to-use menus. Graphs can also be easily annotated directly on the screen.

Typing in data can be a bit of a bore, so DR Graph has an option to read files produced by the popular Visicalc and Supercalc spreadsheet programs. With Supercalc the spreadsheet file must be modified by using the Super Data Interchange (SDI) program supplied with Supercalc to an .SDF type file, this is then loaded directly giving the user the chance to select the rows or columns of data required.

There is a slight lack of thought here because the filetype must be specified as FILENAME.SDF. Only 12 characters are allowed for the filename, which means that a drive prefix cannot be included so the file must be stored on the default drive. This is my only quibble with the product apart from the slow running speed inherent in a complicated modular program.



## DR Draw

DR Draw is a design package which allows easy creation of visual aids, pictures etc. The program is easy to operate, most functions being carried out by use of the cursor keys, space bar and return key. These keys work in much the same way as a mouse on a WIMP system. The cursor keys obviously move the cross-hair graphics cursor around the drawing area, the space bar selects a menu option or a position on the 'canvas' and the Return key completes an operation. At the top of the screen are two bars which contain menu options, the lower bar giving sub-options when an option on the top menu bar is selected or operational prompts for the user.

A DR Draw picture is made up of a number of elements which can be either textual or graphical. Individual elements can be selected or changed at will. The size, colour, line-style - even the relative position to other elements - can be easily modified.

A text element can be in one of three current fonts (not including the machine font) out of a total of eight fonts supplied with the package. In the generic CP/M-80 DR Draw there are actually 12 fonts but four seem to have been sacrificed to allow DR to only ship one disc with each pack. But to be fair three of the axed fonts are Greek and the fourth a very fiddly script which rarely looked good anyway so the loss is not that great.

Graphic elements can be bars, circles, arcs, lines, markers or polygons. Closed figures such as polygons, bars and circles can be left as lines or filled with one of 14 fill types.

The program comes complete with a very good, generic manual which clearly explains all the available options. Finished artwork can then be displayed on the screen, printer or plotter without detracting from your masterpiece by showing the menu bars or grid positions.

## CBasic compiler

The CBasic compiler is a very powerful Basic compiler. There is only room here to gloss over the surface of such a complex package. CBasic has two distinct advantages for the serious software writer, it produces directly executable COM files for execution in CP/M with all the speed and source-code protection advantages of a compiler, and also direct access to the GSX graphics capability.

CBasic source code is totally portable between machines that support it. It has most of the features of the Basic language, and then some - 14 digit precision arithmetic, multiple line functions, random-access files, even some commands which directly emulate BDOS functions. The structured programming brigade (platoon?) will love the fact that line numbers are not used and that the widely (mis-)used GOTO (and GOSUB for that matter) command can only divert execution to a label within the program.

To use the compiler you will need an Ascii text file generator such as Wordstar, Newword, Protext or the like to produce the source code because a line editor is not included. The package comes complete with three (yes three) manuals: The programming guide covering the compilation and linking process, the Reference manual covering the definition of the language and the Graphics guide covering the Graphics extensions supported.

All in all these three packages will lend further weight to the cheaper software movement. Whether you actually use them as tools or just executive toys the graphic packages are fun to play with and help to while away the hours between audits.

**IF YOU REALLY WANT TO KNOW THAT  
THE PROGRAM YOU BUY WILL MATCH  
YOUR REQUIREMENTS AND YOUR WALLET**

**Then come to:**

**BUSINESS**  
**Software City**  
**Limited**

**THE UK'S NO. 1 SOFTWARE DEALER**

**AND TAKE A LOOK AT THIS SELECTION  
FOR THE PCW 8256**

Sage 'Popular' Accounts .....	£99.95
Sage 'Popular' Payroll .....	£ 69.95
Sage 'Popular' Invoicing and Stock Control .....	£69.95
Sage 'Popular' Combo ('Popular' Accounts/Payroll) .....	£149.95
Sage 'Popular' Accounts Plus ('Popular' Accounts/Invoicing and Stock Control) .....	£149.95
Sage Super Combo ('Popular' Accounts/Invoicing and Stock Control/Payroll) .....	£199.95
Sage Accounts Statement Paper per 1000 sheets .....	£40.00
Sage Payroll Payslips per 250 .....	£12.50
Sage Retrieve Database .....	£69.95
Sage 'Chit Chat' Viewdata (ie. Prestel) .....	£69.95
Sage 'Chit Chat' E Mail .....	£69.95
Sage 'Chit Chat' Combo (Viewdata and E Mail) .....	£99.95
Sage Modem with Viewdata or E Mail (requires RS232) .....	£199.95
Sage Modem with Viewdata and E Mail (requires R232) .....	£239.95
DR CBasic Compiler .....	£49.95
DR Graph .....	£49.95
Caxton Cardbox .....	£99.95
Caxton Smart Key II .....	£49.95
Compsoft Delta .....	£99.95
Supercalc II .....	£49.95
Locoscript Tutorial .....	£9.95
DR Pascal/MT+ .....	£49.95
DR Draw .....	£49.95
Caxton Brainstorm .....	£49.95
Caxton Touch 'n' Go .....	£24.95
Saxton Flexi-File .....	£49.95
The Cracker .....	£49.00

Mailshot is a mailing list program that enables you to merge names and addresses with Locoscript documents. Over 700 records can be kept on a single-sided disk and 2800+ using the second drive.

***Demonstrations available. Installations carried out if necessary.***

**382 Kings Road  
Chelsea  
London  
SW3 5UZ  
Tel: 01-352 9220**

**14 Thames Street  
Kingston Upon Thames  
Surrey  
KT1 1PE  
Tel: 01-541 4911**

**47 Cheap Street  
Newbury  
Berkshire  
RG14 5BX  
Tel: 0635 31696**

*Mail Order Welcome*

**ACCESS and VISA or cheques to 'Software City'**

# CP/M Plus SOFTWARE?

## NEW★STAR SOFTWARE

★ EXPERT INSTALLATION SERVICE

★ PROGRAMS AVAILABLE  
COVERING SUBJECTS FROM  
PIG BREEDING TO  
SEISMIC ANALYSIS

**A Tutorial Guide to LOCOSCRIPT - 2C90 audio training cassettes to help you master the art of wordprocessing with the PCW8256 £9.95 inc.**

### FINANCIAL MODELLING:

* SUPERCALC 2	£49.95
* CRACKER (with graphics)	£49.00
MASTER PLANNER	£99.00
<i>(inc applications LIBRARY)</i>	

### WORD PROCESSING:

NEW WORD	£69.00
<i>including The Word Plus</i>	

### DATABASE MANAGEMENT SYSTEMS:

DELTA 1.25	£99.99
<i>(The Relational Database Language)</i>	
CAMBASE	£39.00
CARDBOX	£99.99
* FLEXIFILE <i>(including FlexiWrite)</i>	£49.95

### PROGRAMMING LANGUAGES:

NEVADA languages (COBOL, FORTRAN etc)	£39.95
---------------------------------------	--------

### ACCOUNTS PAYROLL:

CAMSOFT (from £39.00)	<i>Details on application</i>
SAGE (from £69.00)	
COMPACT DAYBOOK	£52.50

### PROJECT PLANNING, STATISTICS:

* BRAINSTORM <i>(Outline processor)</i>	£49.00
TARGET TASK <i>(Project planner CPA etc)</i>	£49.95

### GRAPHICS:

Dr. DRAW (Graphics designer system)	£49.00
Dr. GRAPh (Graph drawing system)	£49.00
POLYPRINT (Fancy font system for 8256)	£29.95
POLYPLOT (Graph drawing utility)	£29.95

### TRAINING:

Touch 'n' go	£24.99
IANSYST Typing Crash Course	£24.95
IANSYST 2 Fingers (Conversion for two fingered typists!)	£24.95

**\* Also available with the New★Star auto configuration disc – simply switch on and insert and we do the rest of the loading for you! £5 extra per program**

## Aha, but where can you get them on a 3 inch disc?

Simple, call New Star Software Ltd., specialists in Amstrad and all other CPM Plus installations. We will supply your program for your Amstrad 3 inch system:  
State the model when ordering.

There's a vast selection of other software for specific businesses and tasks – write or call for details stating your specific interest. Our catalogue indicates price and availability.

## New★Star Software Limited,

22 Middleton Road, Brentwood, Essex CM14 8DL.


0277-213218 24 hours for quick service on catalogue and stock orders:  
00277-220573 for enquiries and other information. Overseas and trade enquiries welcome.

**This month's special...CF2 Compact Discs ▶ £30 inc for 10  
ONLY when purchased in conjunction with software over £100 in value**

the

**CAMSOF**

professional range  
of business  
software  
for the  
Amstrad  
PCW  
8256



**cambase database**  
**stock control**  
**invoicing**  
**sales ledger**  
**purchase ledger**  
**nominal ledger**  
**payroll**

**NEW FOR 1986**

- ★ full use of all 8256 features
- ★ set up file sizes
- ★ any disc drives
- ★ single key commands
- ★ export data
- ★ large screen displays
- ★ cursor controlled editing

Send for data sheet to:

Cambrian Software Works Ltd, Unit 2, Maenofferen,  
Blaenau Ffestiniog, Gwynedd, Wales, UK.

AMSTRAD · EINSTEIN · IBM & COMPATIBLES

FOR ATARI 520 ST · EPSON PX-8 · BBC

· APPRICOT · SINCLAIR QL · BBC/TORCH · £99.95 + VAT

If you run any kind of cash-based business and you want total financial control without knowing anything about accounting, take a look at Cash Trader. It's been designed to address the problems you most commonly face in running your business and to solve them, simply.

**No knowledge of accounting?** If you can distinguish income and expenditure, you can run your book-keeping and accounts with Cash Trader.

**Can't Type?** Most Cash Trader operations involve using arrow-keys to select what you want to do from a menu of options - typing is reduced to an absolute minimum.

**Randomly accumulated piles of paperwork?** Simply enter them as they accumulate - Cash Trader puts an end to pre-sorting into type and date order.

**Not quite sure of the state of your business?** As you enter each transaction, your Profit and Loss Account and Balance Sheet are instantly updated and are constantly displayed, bang up to date, on the upper part of the screen.

**Bogged down by VAT?** Cash Trader automatically extracts and accumulates VAT and reports on all VAT transactions.

**Can't use a computer?** A comprehensive manual containing key-by-key instruction and copious examples is only the first step: the Cash Trader program also contains a number of training exercises which you must master before you can use it with your actual business figures.

In addition to these features, Cash Trader also gives you total flexibility in creating your own analysis heads and with Analyser, a module which extracts information under any criteria you care to define, you can produce reports and analyses at the touch of a key. H.M. Customs and Excise recognizes the suitability of Cash Trader reports for VAT purposes and, as a recent review concluded, "Cash Trader will be welcomed by accountants and auditors alike and should pay for itself within a month".

## THE END OF THE BOOK-KEEPING & VAT NIGHTMARE

To see Cash Trader in action is to appreciate its benefits instantly, so for a demonstration copy, fill in the form below and send it to Quest today. Of course, if you're already convinced it can help you run a more efficient and profitable business, there's no need to have a demonstration first.



**BEWARE OF MORE EXPENSIVE IMITATIONS!**  
 \*QL Cash Trader, available from Sinclair Research Ltd and its stockists.



quest

Evaluation copies are usable but a restriction on the number of entries exists: on payment of the balance (£97.75 for Cash Trader only, £132.25 for Cash Trader with Analyser) you will be given a password to remove the restriction and enable full use to be made.

Please send me CASH TRADER @ £114.95 inc. VAT   
 Please send me CASH TRADER with ANALYSER @ £149.45 inc. VAT   
 Please send me an evaluation copy @ £17.20 inc. VAT   
 Please send me further information

Please debit my Access/Visa/American Express card no.

\_\_\_\_\_

Delete those not applicable. ACU3



If for any reason you find Cash Trader unsuitable for your purposes, send the evaluation copy back within 14 days for a full refund.

Microcomputer in use \_\_\_\_\_  
 Name \_\_\_\_\_  
 Address \_\_\_\_\_  
 Tel. No: \_\_\_\_\_  
 I enclose a cheque for \_\_\_\_\_

Type of Business \_\_\_\_\_ No. of employees \_\_\_\_\_  
 Quest International Computers Limited, School Lane, Chandlers Ford, Hampshire SO5 3YY Tel: (04215) 66321 Telex: 47326 QUEST G  
 Please make cheques payable to Quest International Computers Ltd.

# Twistin' and a-turnin'

Richard Sargent continues his look at screen manipulation and flips.

Last month we ended with a quick look at the two ROM routines SCR CHAR POSITION (&BC1A) and SCR DOT POSITION (&BC1D). These are general-purpose translation routines which are very useful to the machine-code programmer, since they accept either a character-screen coordinate or a graphics-screen coordinate and produce a 16-bit number pointing to a precise VDU RAM location. Routines like these simplify the code needed in programs which investigate portions of the screen, or which exchange sections of screen between VDU RAM and free RAM. Free RAM in this context is RAM which is above Basic and which is also not in danger of being over-written by the command SYMBOL AFTER or by tape/disc-file operations. Before writing any routines this month, careful consideration must be given to their location within the free RAM - with quantities of screen-bytes moving around, some important code could easily get scrambled!

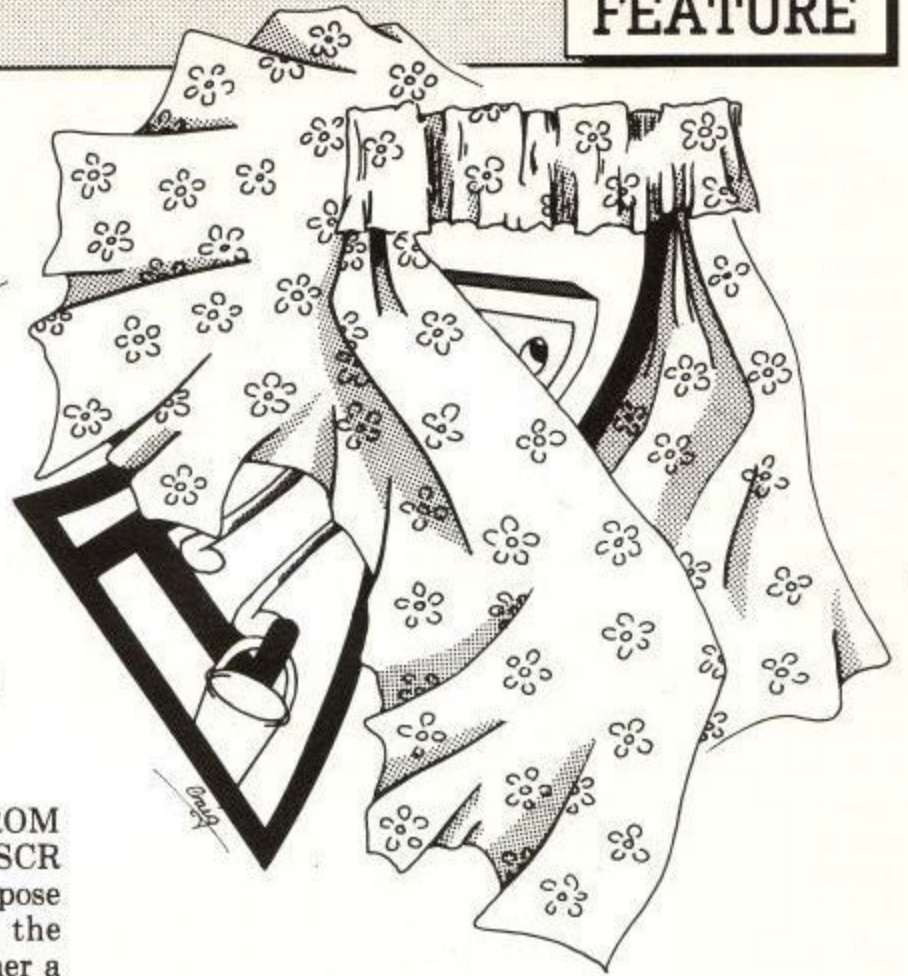
## Room to experiment

You'll find that on a 464 or 664 the only sizeable chunk of memory available for storing screen-bytes is the 20k area from &4000 to &8FFF. This amount of space is sufficient for an entire alternate screen of 16k to be stored at &4000-&7FFF and for a quarter-screen portion to be stored at &8000-&8FFF. The code required to manipulate the screen can therefore start at &9000 but it must finish at about &92F0 since at this location the tape and disc files begin, followed closely by the user-defined-graphics area.

Those readers familiar with the CPC6128 will probably already know that this machine has a SCREENCOPY RSX routine on disc, and that the extra 64k of banked memory can hold four alternate screens. A screen can be swapped around in half-a-second, and, since the memory contents at &4000-&7FFF is not disrupted by the move, HIMEM doesn't need to be moved right down to &3FFF. CPC6128 users should be delighted to have this extra facility, but, just for this episode of the screen-manipulation series, they're being asked to pretend their machine hasn't got that additional 64k.

## Character squares

The first three routines this month are concerned with manipulating the information in character squares. The



useful routine possessed by the 6128, COPYCHR\$, will be introduced to CPC464 users, but the D-I-Y version COPYCHAR presented here is not quite the same as the one which resides in the 6128 Basic.

## COPYCHAR

COPYCHAR is a machine-code routine called from Basic which looks at a screen location and reads the character found there in a pre-declared string variable. The new command, in its simplest form, takes the syntax A\$="0":CALL &90B4,@A\$. On the 6128 there is no need to declare the variable in advance, but the screen channel must be given and it is the current cursor position for that channel which is read. The following 6128 program segment reads the character at column 1, row 1 and prints it at column 8, row 3. The original character is not altered, and of course there is no obligation to reprint it (copy it) if you don't want to.

```
LOCATE 1,1:AS=COPYCHR$(#0):LOCATE 8,3:PRINT AS;
```

For the 464, the same task is accomplished by:

```
LOCATE 1,1:AS="0":CALL &xxxx,CHAN,@AS:LOCATE 8,3:PRINT AS;
```

Figure 1 shows the assembly listing for a simple version of COPYCHAR which doesn't even bother with channel

```

;COPYCHAR SHORT SOURCE
;REGISTER DE HOLDS THE INFO' RELATING TO THE BAS PARAMETER
;THE PARAMETER IS A STRING, SO DE POINTS TO 3-BYTE STRING DESCRIPTOR
;DE IS ACTUALLY POINTING TO THE "LENGTH OF STRING" BYTE
;WE WANT THE ADDRESS OF THE STRING, SO STEP DE ON ONE PLACE...

ORG &90B4

15 INC DE ;AND POINT TO LSB OF THE ADDRESS
1A LD A,(DE) ;ADDRESS VALUE IS
6F LD L,A ;BEING PASSED TO HL, LSB FIRST
13 INC DE ;NOW POINT TO MSB
1A LD A,(DE) ;
67 LD H,A ;ADDRESS NOW IN HL
C0688B CALL &888B ;READ CHARACTER AT CURRENT CURSOR LOCATION
77 LD (HL),A ;AND PUT RESULT INTO THE STRING
C9 RET ;RETURN TO BASIC WITH BRAND-NEW AS !
    
```

Figure 1/Listing 1

numbers. The code is relocatable, so it can go anywhere that's convenient.

However, COPYCHAR can be expanded beyond this simple version and some of the alternative arrangements which can be constructed offer the programmer some special effects. The first proposed change to COPYCHAR is to allow it to accept screen column and row coordinates, but to limit its operations to the current screen channel. This gives the format: A\$="0":CALL &9000,C,R,@A\$ and the current cursor position is unaffected until such time as A\$ is copied by a PRINT command. So far so good, but there is a complication. The versions of COPYCHAR which are easiest to code use a ROM routine called TXT RD CHAR at &BB60 (Read a Character from the Text screen) and this routine is not infallible. The read is performed by comparing the matrix found on the screen with the matrices used to generate the characters. The problem is that the screen matrix can become altered in ways which will baffle the computer. One innocent way to muddle the screen matrix is to change paper and/or pen inks – the character may look the same but the bits in the screen bytes have undergone some transformations to encode the new colours. TXT RD CHAR will attempt to unscramble the colours, but success is not guaranteed. The colour-decoded screen matrix is compared with the character matrix held in ROM and/or RAM, where Amstrad have defined 256 characters. The RAM UDGs are recognised. Failure to match with one of these causes TXT RD CHAR to generate a "carry false" flag and the routine COPYCHAR is left holding a null string. If the character is offset within its character square (as it might be if it was printed to the graphics screen using TAG) then it can't be recognised. If the character has a graphics line or point plotted on it then again it can't be recognised, even if it's sitting squarely in its character square.

## Delving deeper

TXT RD CHAR is a fairly high-level ROM routine with the intelligence to try colour combinations when attempting to read a character. In the section of the ROM which deals with screen-handling there are two low-level routines called SCR UNPACK (&BC53) and SCR REPACK (&BC56) and they actually deal with the difficult task of moving bits and bytes from the character matrix to the screen matrix and vice versa. SCR REPACK is particularly interesting since it is used by TXT RD CHAR to compress a screen matrix, which is 32 bytes in size for a Mode 0 character and 16 bytes in Mode 1, to the standard character matrix which is always 8 bytes in size. Obviously SCR REPACK can't cope with sorting out a multitude of paper and pen inks either (or else TXT RD CHAR would be more successful), but what it can do is build up a character matrix in 8 bytes of RAM to which the programmer has full access. From there it can (if you so wish) be expanded back into a screen matrix using SCR UNPACK (and some additional code) at a different VDU location. The advantages of having a screen character residing even temporarily in 8 contiguous bytes of RAM are substantial as we shall see later.

Returning to COPYCHAR, four versions are presented here, and each will run on any CPC computer. For reasons which will become apparent later, the @A\$

parameter is no longer needed.

CALL &9000,0,COL,ROW is the version which provides its own screen coordinates, in which case the current cursor position is left untouched (which is usually most helpful.) The significance of the zero (the third parameter) will be explained shortly.

```
CALL &9000,@CX(8),@CX(7),@CX(6),@CX(5),@CX(4),
@CX(3),@CX(2),@CX(1),@COL,@ROW
```

is the long command of COPYCHAR version two. The integer array C(x) accepts the value of each byte in the compressed character matrix, and a subsequent printing of C(x) allows the screen character to be viewed easily in BIN format, and incorporated into a SYMBOL statement. The Basic program to do this is shown in figure 2/listing 2. The machine-code routine for the fully-fledged COPYCHAR runs to some 200 bytes because the code includes other features yet to be described.

```
100 REM INVESTIGATING THE MATRIX OF A ROTATED LETTER "A"
110 FOR X=1 TO 8:AX(X)=0:NEXT :REM Declare the variables.
120 CLS:LOCATE 2,2:PRINT "A" :REM Print the A
130 CALL &9000,@AX(8),@AX(7),@AX(6),@AX(5),@AX(4),@AX(3),@AX(2),@AX(1),@COL,@ROW
140 LOCATE 1,5:PRINT CHR$(255):PRINT
140 FOR X=1 TO 8:PRINT BIN$(AX(X),8):NEXT:PRINT
150 FOR X=1 TO 8:PRINT AX(X):NEXT:PRINT
```

Figure 2/Listing 2

## Rotate

Rotate is a machine-code extension of COPYCHAR which turns a character around on the screen, so that for example, a letter or number may be placed on its side and used to label the Y-axis of a graph. User-defined-graphic may also benefit from being rotated. The ideal rotate routine can be considered as a number of defined stages, in which ROM routines occasionally do some of the hard work:

1. Save the current cursor position.
2. Obtain location of character to be rotated. ;TXT GET CURSOR
3. Pack character into RAM. ;TXT RD CHAR
4. Rotate character in RAM 90, 180 or 270 degrees. ;SCR REPACK
5. Unpack character back into VDU-RAM.
6. Restore cursor position. ;SCR UNPACK ;TXT SET CURSOR

The five ROM calls don't tell the whole story. SCR REPACK, for example, likes to know the pen ink colour for the current stream, coded to suit the prevailing screen mode. A call to TXT GET PEN (&BB93) followed immediately by a call to SCR INK ENCODE (&BC2C) finds this information. The main problem, though, is that SCR UNPACK doesn't actually place the bits and bytes back onto the screen – it has to be aided and abetted by some extra machine code which turns out to be unreasonably long when asked to cope with modes 0 and 1. However, two tricks can circumvent the length problem. One is to take UDG number 255 out of general use and use it exclusively for rotation-duties, and the other is to make the rotation command share the

COPYCHAR syntax. The rotation routine now becomes:

- |  |                 |
|--|-----------------|
| 1. Save the current cursor position.               | ;TXT GET CURSOR |
| 2. Obtain location of character to be rotated.     | ;TXT RD CHAR    |
| 3. Pack character into UDG 255 RAM.                | ;SCR REPACK     |
| 4. Rotate character in RAM 90, 180 or 270 degrees. |                 |
| 5. Write UDG 255 to required location.             |                 |
| 6. Restore cursor position.                        | ;TXT SET CURSOR |

The extra ROM routine required in this version is TXT GET MATRIX (&BBA5), which finds the address of UDG 255 (as required by SCR REPACK). The Basic syntax of the new command (the third version of COPYCHAR) is CALL &9000,N,COL,ROW where N is a number 1, 2 or 3 replacing the zero third-parameter. The numbers simply indicate how many 90-degree rotations are required. COL and ROW are, as usual, the coordinates where the character is to be found, and it is actually rotated on the screen as well as being loaded into UDG 255. As with COPYCHAR version one, rather than show the entire coding, the principles at work are illustrated in the source of listing 3/figure 3 so that the points of interaction between the Basic and machine-code can be seen.

```

;ROTATE : EXAMPLE CODE

CALL &BB7B ;TXT_GET_CURSOR KNOWS THE CURRENT SCREEN
           CO-ORDINATES.
LD (OLD),HL ;SAVE THEM
LD L,(IX+0) ;OBTAIN NEW LOCATION FROM ROW PARAMETER.
LD H,(IX+2) ;OBTAIN NEW LOCATION FROM COL PARAMETER.
PUSH HL
CALL &BB75 ;TXT SET CURSOR
POP HL
PUSH HL
DEC L
DEC H
CALL &BB93 ;TXT GET PEN (CURRENT FOREGROUND INK)
CALL &BC2C ;SCR INK ENCODE (ENCODE IT)
PUSH AF
LD A,255
CALL &BBA5 ;TXT GET MATRIX (GET ADDRESS OF UDG 255)
LD (UDG),HL ;SAVE THE ADDRESS FOR LATER
EX DE,HL
POP AF
POP HL

CALL &BC56 ;SCR REPACK (PACK SCREEN-CHARACTER INTO UDG 255)
LD B,(IX+4) ;NUMBER OF ROTATIONS REQUIRED (FROM NUM PARAMETER)
L1:CALL ROTATE ;CALL ROTATE B TIMES
DJNZ L1
POP HL ;NEW LOCATION BACK IN HL
CALL &BB75 ;TXT SET CURSOR : PREPARE TO PRINT
LD A,255 ;CONTAINS THE ROTATED CHARACTER
CALL &BB5D ;TXT WR CHAR : PRINT IT!
LD HL,(OLD) ;RECOVER OLD CURSOR CO-ORDINATE
CALL &BB75 ;TXT SET CURSOR (POINT CURSOR TO IT)
RET ;RETURN TO Basic

OLD:DS 2
    
```

Figure 3/Listing 3

```

40 MEMORY &7893
50 RESTORE 900
70 FOR a=&9000 TO &9147
80 READ AS:POKE A,VAL("&" + AS):NEXT
90 END
900 DATA FE,03,0B,F5,CD,78,0B,22,00,90,DD
    ,6E,00,DD,66,02,E5,CD,75,0B,E1,E5,20
901 DATA 25,E5,CD,93,0B,CD,2C,BC,F5,3E,FF
    ,CD,A5,0B,22,02,90,EB,F1,E1,CD,56,BC
902 DATA DD,7E,04,47,07,C4,8F,90,E1,CD,75
    ,0B,F1,FE,05,30,33,FE,04,28,0F,DD,7E
903 DATA 04,07,3E,FF,C4,5D,0B,2A,00,90,C3
    ,75,0B,3E,FE,CD,A5,0B,EB,2A,02,90,CD
904 DATA 67,90,ED,5B,B2,90,CD,67,90,18,E5
    ,06,04,7E,12,13,12,13,23,10,FB,C9,21
905 DATA B2,90,11,04,00,DD,19,06,08,7E,DD
    ,5E,00,DD,23,DD,56,00,12,23,13,DD,23
906 DATA AF,12,10,EE,C9,C5,2A,B2,90,0E,0B
    ,E5,06,0B,CB,3E,17,23,10,FA,E1,F5,0D
907 DATA 20,F2,0E,08,09,41,F1,20,77,10,FB
    ,C1,10,E0,C9,00,00,00,13,1A,6F,13
908 DATA 1A,67,CD,60,0B,77,C9,00
909 :
910 DATA DD,4E,0A,06,0C,21,94,78,DD,7E,0B
    ,77,DD,23,23,10,F7,CD,11,BC,47,3A,94
911 DATA 78,6F,3A,95,78,67,E5,DD,E1,3A,9C
    ,78,5F,3A,9D,78,57,3A,9B,78,92,0B,3A
912 DATA 9A,78,93,0B,3A,98,78,6F,3A,99,78
    ,67,E5,C5,D5,CD,1D,BC,D1,C1,CB,41,28
913 DATA 06,DD,7E,00,77,18,04,7E,DD,77,0B
    ,DD,23,E1,2B,00,3A,97,78,BC,20,DF,3A
914 DATA 96,78,0D,20,09,78,13,FE,00,20,C1
    ,13,13,13,FE,01,28,0A,13,13,13,18
915 DATA 04,7B,CD,A5,0B,DD,5E,02,DD,56,03
    ,05,DD,E1,DD,75,00,DD,74,01,C9
    
```

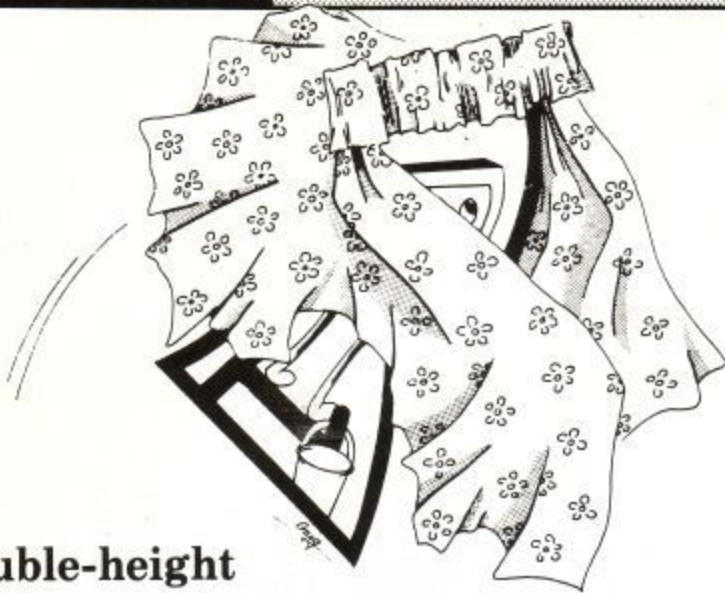
Basic loader for machine code

```

100 REM Lines 110-300 Demo Routine
105 MODE 1:PRINT "MIX-MODE PROGRAM"
110 PRINT "TYPE 1 FOR CASSETTE CPC464"

120 PRINT "TYPE 2 FOR CPC6128"
150 MS=INKEYS:IF MS="" THEN GOTO 150
160 IF MS="1" THEN ADDRESS=&A3FC
170 IF MS="2" THEN ADDRESS=&9FFC
180 MS="IBM"
190 FOR M=0 TO 2:W=263
200 MODE M:PRINT "MODE ";M
210 FOR SIZE=0 TO 2
220 X=0:Y=W:W=W-32:STYLE=0:GOSUB 260
230 X=0:Y=W:W=W-32:STYLE=1:GOSUB 260:NEXT
    Y SIZE
240 INPUT "Press <ENTER> to continue";x$
    :NEXT M
250 LOCATE 1,22
256 END
260 IF M=0 AND (SIZE=1 OR SIZE=2) THEN R
    ETURN
270 IF M=1 AND SIZE=2 THEN RETURN
280 PRINT "SIZE=";SIZE;"STYLE=";STYLE:GO
    SUB 300:RETURN
290 :
300 REM The large letters subroutine
310 REM Enter with X,Y,SIZE,STYLE,MS all
    set.
320 REM The value for Y should be odd.
330 SP=4-SIZE*(SIZE+1):IF SP=-2 THEN SP=
    1
340 FOR N=1 TO LEN(MS):MS=MID$(MS,N,1)
350 IF MS="" THEN Y=Y-32:GOTO 430
360 FOR T=0 TO 7:P=PEEK(ADDRESS+(ASC(MS)
    -32)*8+T):R=256
370 FOR S=1 TO 8:R=R/2:IF P-R<0 THEN X=X
    +SP:GOTO 410
380 PLOT X,Y,1:IF STYLE=1 THEN PLOT X,Y-
    3,1
390 P=P-R:X=X+SP
400 REM : LOCATE 1,22:INPUT X$
410 NEXT S
420 Y=Y-4:X=X-8*SP:NEXT T
430 Y=Y+32:X=X+8*SP
440 IF X=639 THEN X=0:Y=Y-34
450 NEXT N:RETURN
    
```

Figure 4



## Double-height

A double-height character option is always useful to have: it's the fourth version of COPYCHAR, and only involves three-dozen bytes of extra code. The routines already in use can produce a copy-character (rotated or normal) in UDG 255, and enlarging this character in the vertical axis is simply a matter of spreading the 8-bytes of UDG 255 across the 16-bytes of UDGs 255/254 and then printing UDG 255 on the screen-row beneath UDG 254. A double-height character is generated in response to the syntax:

```
CALL &9000,0,COL,ROW
```

The fifth parameter, the 1, tells the machine code to enlarge the character at COL,ROW coordinates by splitting it between the two UDGs. If N is greater than zero, the character will be rotated before it's enlarged. The new character then lies dormant until reprinted by LOCATE X,Y:PRINT CHR\$(254):LOCATE X,Y+1:PRINT CHR\$(255), or until preserved in two string variables for later use by A\$=CHR\$(255):B\$=CHR\$(254). Double-height characters look particularly pleasant in mode 0.

## Mixing modes

Having produced a double-height character in any mode, the question which now arises is this: can characters of one particular mode be printed onto a screen of a different mode? The answer is yes, but with some difficulty. One novel way that I've come across is to use interrupts to fool the computer into thinking that the top third of the screen is set to one mode, the middle third to another mode, and the bottom third to yet another mode. This method uses a long machine-code program, running constantly in the background, and the screen is always divided in the system of horizontal zones. Rather more in keeping with our screen-manipulation theme is a Basic program which uses the UDG-matrices to calculate the shape of a character which is then plotted onto the screen. The routine is shown in figure 4. Note the way in which all the standard Amstrad characters are moved out of ROM into RAM (thus creating UDG 32 to UDG 255 inclusive) by the single command SYMBOL AFTER 32. Once in RAM they can be PEEKed and replotted in various sizes anywhere on the screen. It's an interesting program with which to experiment. You can use a machine-code routine at &9134 to find the address of any particular character. In Basic, type

```
AX=0:CALL &9134,0AX,253:PRINT HEX$(AX,4)
```

and the address of the matrix for character 253 will be

printed. If you're using SYMBOL AFTER, as you will be in the mix-modes program, remember that it will only work before HIMEM is altered by the MEMORY command. Thus the sequence of events should be:

1. Reset the Amstrad.
2. SYMBOL AFTER 32.
3. Set HIMEM at least as low as &9133.
4. Load &9134-&9147 and use CALL &9134 to find out where UDG 32 is.
5. Load mix-modes program, check that address for UDG 32 is correct.
6. Use the mix-mode program.

## Screen saving

Saving and recalling the whole screen was a topic dealt with in Part 2 of this series. Its extravagant use of memory makes it of limited use, but there is no reason why smaller portions of the screen shouldn't be saved, recalled, and moved around. The routine to do this occupies approximately 100 bytes of machine code and, to make it useful, requires from between 1.5k to 5.5k of RAM as screen-storage space. This is considerably better than the 16k normally required to save the entire screen.

The Basic syntax of the screen-save command is:

```
CALL &90C0,D,XR,XL,YT,YB,ADDR
```

ADDR is the memory location reserved for holding the screen-portion. YT and YB are the top and bottom coordinates on the Y axis. XR and XL are the right and left coordinates on the X axis. D is the direction of transfer. Zero to save a screen-portion. Non-zero to load a screen-portion.

Remember that although the process is called screen-saving options of screen copy and screen move are also available. To copy a portion of screen it is only necessary to save it and then recall it to a different location. To move a portion, simply copy it and then, using a Basic window, erase the original. These techniques will be explained in more detail shortly.

The X coordinates used are the normal graphic-screen values from 0 to 639 but the Y values run from 0 to 199 ie: the true vertical resolution of the graphics screen. (The video-controller is responsible for "stretching" the vertical resolution to a perceived 400 units). To keep the machine-code routine short, X and Y are not checked for

Number of saves required:	1	2	3	4
Bytes available for each save:	&1680	&0B40	&0780	&05A0
Mode 2 character-squares per save:	720d	360d	240d	180d
Mode 1 character-squares per save:	360d	180d	120d	90d
Mode 0 character-squares per save:	180d	90d	60d	45d
Beginning of RAM block 1	&78A0	&78A0	&78A0	&78A0
Beginning of RAM block 2	--	&83E0	&8020	&83E0
Beginning of RAM block 3	--	--	&87A0	&7E40
Beginning of RAM block 4	--	--	--	&8980

Table of saving options. The screen-storage area is &1680 bytes.

```

LIST P
NOLIST
;SCREEN SAVE/COPY/MOVE
FREERAM EQU &6000
M5 EQU &6000
PDMP EQU M5+2880
PARAM EQU PDMP+84
M1 EQU PARAM+12
M3 EQU M1+1440
M2 EQU M3+1440
M4 EQU M2+1440
ORG &90C0
;CALL &90C0,D,XR,XL,YT,YB,ADDR
;
; 0 screen to RAM
; 1 RAM to screen
SCRMV LD C,(IX+10)
;create PARAM from params
XCREAT LD B,12
LD HL,PARAM
XCL LD A,(IX+0)
LD (HL),A
INC IX
INC HL
DJNZ XCL
CALL &BC11
LD B,A
;do the move
MV IT LD A,(PARAM)
LD L,A
LD A,(PARAM+1)
LD H,A
PUSH HL
POP IX
LD A,(PARAM+8)
LD E,A
LD A,(PARAM+9)
LD D,A
;DE LOADED AS XR
;NOW DO "FOR X=XR TO XL STEP 8"
MV1 LD A,(PARAM+7)
SUB D
RET C
LD A,(PARAM+6)
SUB E
RET C
LD A,(PARAM+4)
LD L,A
LD A,(PARAM+5)
LD H,A
;HL LOADED AS YT
;NOW DO "FOR Y=YT TO YB STEP -1"
MV2 PUSH HL
PUSH BC
PUSH DE
CALL &BC10 ;SCR_DOT_POSITION
POP DE
POP BC
BIT 0,C
JR Z,MV4
LD A,(IX+0)
LD (HL),A
JR MV5
MV4 LD A,(HL)
LD (IX+0),A
MV5 INC IX
POP HL
DEC HL ;ie NEXT Y STEP-1
NOP
LD A,(PARAM+3)
CP H
JR NZ,MV2
LD A,(PARAM+2)
CP L
JR NZ,MV2
LD A,B
INC DE ;ie NEXT X STEP 1,4 OR 8
CP 0
JR Z,MV1
INC DE
INC DE
INC DE
CP 1
JR Z,MV1
INC DE
INC DE
INC DE
INC DE
JR MV1
FINPROG EQU $
;-----
END

```

Figure 5: Assembler source code

legality. Furthermore, the surface area of the screen-rectangle delimited by XR, XL, YT, YB is not calculated to ascertain whether it exceeds the amount of memory set aside to receive it. The user must either enter accurate figures to begin with, or else check them in Basic before calling &90C0. In the program presented here, the maximum size of the saved-area has been set to a fairly reasonable value, &1680 (5760 bytes), and the user has a number of saving options, which are shown in the table, figure 4.

To use this table first decide what screen mode you wish to work in and how many different saved screen-portions will be needed. If all the saves involve Moves and Copies then the storage RAM won't become blocked because the same RAM can be used over and over again. If, however, the storage of a screen-portion is to be a long-term affair, then the table will establish exactly what you can and can't do. Storing two screen-portions in mode 0 will give a maximum of 90 character-squares per save (arranged in any rectangular shape). If this is insufficient for your needs, you will have to make do with saving just one portion, which gives you a maximum of 180 characters to play with. Alternatively, you may change to a higher-resolution mode. This won't produce more bytes of storage space, but it will allow more character-squares to be saved at one time.

## Special effects

Three points are immediately illustrated by the demonstration program. Firstly, the speed of operation of the save/recall cycle is directly proportional to the size

of the area being moved. This can be shown simply by adjusting the starting values of XR, XL, YT, and YB on line 110, but the same effect can be put into action by reducing the size of the recall instruction. For example, line 110 can be left alone and line 210 amended so that the XL value reads XL-32. The copied screen-portions are now reduced in size and come onto the screen faster. This brings us to point number two: material not screened is simply left in the RAM storage area. However, XL+32 increases the size of the copy-area and places a certain amount of garbage onto the copy-portion. XR+32 has the same effect as XL-32 and XR-32 has the same effect as XL+32. Point three concerns YT and YB. Changing either YT to YT+1 or YB to YB-1 causes the copied portions of text to slant. The text is readable in modes 2 and 1, but not really so in mode 0. YT-1 or YB+1 causes the slant to go the other way, and a + or - 2 causes a much coarser slant. A pointless exercise on text, but very interesting on graphics and colour displays! As always, make sure that the computed values of XR, XL, YT and YB stay within the legal range, otherwise the machine code program could crash.

The source code for the screen save routine is reproduced in figure 5. It's essentially two nested loops, one for the screen's X axis and one for its Y axis. The direction of transfer is held in the C register and the current screen mode (found by the call to SCR GET MODE) is held in the B register. At the heart of the inner loop is the important call to SCR DOT POSITION, which correctly calculates VDU RAM addresses from the X-Y screen coordinates.

**AMSTRAD**

CPC 6128: £49.95 (disc)  
CPC 6256: £49.95 (disc)

**BBC 'B'**

£39.95 (cass) £49.95 (disc)  
(also available for ECONET and E-net)

**COMMODORE**

64: £22.95 (cass) £49.95 (disc)  
128: £59.95 (disc)

**OXFORD  
PASCAL**

AVAILABLE ON CASSETTE OR DISK

Oxford Pascal is a **FULL, STANDARD** implementation of **PASCAL** available for most micros. It is a well established product with thousands of users in the home, education and industry.

**OXFORD PASCAL OFFERS:**

- Friendly error reporting, ● Stand alone object code, ● Graphics and sound extensions, ● High speed object code, ● Interactive resident compiler PLUS full disc compiler, ● Linker, ● Tutorial and reference manual, ● Compact object code.

**NEW THE OFFICIAL GUIDE TO OXFORD PASCAL**

In addition to the full user manual supplied with Oxford Pascal, the product is now supported by two new books by Ian Sinclair in the Cassell Computing series.

The Official Guide To Oxford Pascal on the Commodore 64 Price £7.95  
The Official Guide To Oxford Pascal on the BBC Micro Price £7.95

**Here is what the press say about Oxford Pascal**

*If you're looking for a full implementation of Pascal, Oxford computer systems have done it, Congratulations!*

**The Channel 4 TV Database program**

*The code produced is very compact. Runs a good bit faster than BASIC....*

**Acorn User**

*I can wholeheartedly recommend Oxford Pascal to Pascal novices and experts alike*

**Computing Today**

*A very attractive buy*

**RUN magazine**



**Oxford Computer Systems  
(Software) Ltd.**

Hensington Road, Woodstock,  
Oxford OX7 1JR, England.  
Telephone (0993) 812700

Please make cheques payable to OCSS Ltd.

My computer is Commodore 64  Commodore 128  BBC 'b'

Amstrad CPC 6128  Amstrad CPC 6256

I enclose £..... (add £2 p&p)

Please debit by ACCESS A/C No.....

**Please rush me my copy of Oxford Pascal**

Name.....

Address.....

.....Postcode.....

Tel.....

**FULL TIME**

**PROGRAMMERS**

**REQUIRED**



**PALACE  
software**

**T**he past year has been very good for Palace Software – our game *Cauldron* has been a major hit right round the world – and we now have a heavy schedule of exciting new projects that we are working on.

We are now looking for at least two new programmers to join our small, friendly team, at our Central London offices.

We are particularly looking for people who are able to work in Z80 machine code in order to write for the Spectrum or Amstrad. We are interested in talking to people with all levels of experience. It doesn't matter whether you have only just left school, or whether you have been writing games for years – we want to speak to you – provided that you have mastered the basics of machine code.

These are full-time positions with a salary based on previous experience. In addition a royalty is paid on sales of games.

Write or phone Pete Stone and tell him about yourself.

275 PENTONVILLE ROAD, LONDON N1 9NL. TELEPHONE 01-278 0751.

# FORGET THE REST -BUY THE BEST!

## A BRAND NEW RANGE OF LIGHT PENS FROM ESP FOR THE CPC 6128, CPC 664 AND CPC 464

Features	"Professional"			Mark II		
	6128 Pixel	664 464(D) Pixel	464 (C) Pixel	6128 Char	664 464(D) Char	464 (C) Char
PEN RESOLUTION	•	•	•	•	•	•
MODE 0, 1, 2	•	•	•	•	•	•
SINGLE MENU	•	•	•	•	•	•
DRAG AREA	•	•	•	•	•	•
COPY AREA	•	•	•	•	•	•
FLIP AREA	•	•	•	•	•	•
REVERSE AREA	•	•	•	•	•	•
ZOOM EDIT/CREATE	•	★	★	•	★	★
DEFINE IKON/SPRITE	•	★	★	•	★	★
9 BRUSH SIZES — Paint/Texture	•	•	•	•	•	•
9 SPRAY NOZZLES — Paint Texture	•	•	•	•	•	•
ELASTIC LINE	•	•	•	•	•	•
PINNED ELASTIC	•	•	•	•	•	•
RAYS	•	•	•	•	•	•
FANS	•	•	•	•	•	•
PENCIL	•	•	•	•	•	•
RULER	•	•	•	•	•	•
ERASER	•	•	•	•	•	•
MIRROR DRAW HORIZ.	•	•	•	•	•	•
MIRROR DRAW VERT.	•	•	•	•	•	•
4 PEN DRAW	•	•	•	•	•	•
SOLID BOX	•	•	•	•	•	•
SOLID CIRCLE	•	•	•	•	•	•
SOLID ELLIPSE	•	•	•	•	•	•
ELASTIC BOX	•	•	•	•	•	•
ELASTIC TRIANGLE	•	•	•	•	•	•
ELASTIC PYRAMID	•	•	•	•	•	•
ELASTIC PENTAGON	•	•	•	•	•	•
ELASTIC DIAMOND	•	•	•	•	•	•
ELASTIC OCTAGON	•	•	•	•	•	•
ELASTIC HEXAGON	•	•	•	•	•	•
CUBE	•	•	•	•	•	•
WEDGE	•	•	•	•	•	•
4 BASIC TEXTURES	•	•	•	•	•	•
TEXTURE VARIATION	•	•	•	•	•	•
DEFINE TEXTURE/PSEUDO COLOUR	•	•	•	•	•	•
TEXTURE FILL	•	•	•	•	•	•
FLECK PRINT FILE	•	•	•	•	•	•
SYMBOL/SHAPE FILE	•	•	•	•	•	•
CHANGE INK/PAPER	•	•	•	•	•	•
PAPER/INK INFORM	•	•	•	•	•	•
X, Y DISPLAY	•	•	•	•	•	•
REFERENCE POINTS/GRID	•	•	•	•	•	•
FILL TO ANY COLOUR	•	•	•	•	•	•
UNFILL SOLID	•	•	•	•	•	•
COLOUR WASH	•	•	•	•	•	•
SCREEN COMPRESS	•	•	•	•	•	•
DISC DIRECTORY	•	•	•	•	•	•
SAVE/LOAD SCREENS	•	•	•	•	•	•
COLOUR MASK 200+ COMBINATIONS	•	•	•	•	•	•
DELETE LAST FUNCTION	•	—	—	•	—	—
SCREEN SWITCHING/MERGING	•	—	—	•	—	—
CALIBRATE FUNCTION	•	•	•	•	•	•
LEFT/RIGHT HANDED OPTION	•	•	•	•	•	•
SAMPLE SCREENS	•	•	•	•	•	•
SCREEN DUMP TO PRINTER	•	•	•	•	•	•
SCROLLING WINDOW	•	•	•	•	•	•
DARK COLOUR SWITCH	•	•	•	•	•	•
PSEUDO COLOUR/TONE PALETTE	•	•	•	•	•	•
COLOUR EDITING	★	★	★	★	★	★
B&W/COLOUR COMPATIBLE	•	•	•	•	•	•

★ Supplied as separate programs, within the package.

Each pen comes ready to plug directly into your Amstrad. (No further interfaces necessary). Supplied with a superb quality graphics program and full instruction manual.

The ESP "Professional" range will freehand draw to a resolution of 64,000 pixel accuracy.

*"The total package for the serious user"*

Art Director — Commercial Studio

The ESP Mark II has character resolution freehand draw using the pen, and pixel accuracy through the keyboard.

Vastly improved software for both ranges includes modes 0, 1 and 2.

*"The most comprehensive graphics package available outside the commercial design world".*

— Software Distributor

- Pseudo colour tones, allowing more than the normal 16, 4, and 2 colours in each mode.
- IRSX light pen environment for writing your own software to work with the pen.
- Full size/16 tone/picture quality screen dump to Epson compatible printers.
- Fully detailed manual printed in English, French, and German.
- Simple to use Icon menu with symbols representing functions, allowing all ages to construct simple pictures, or complex technical work.
- Icon/symbol/shape/sprite create function giving total flexibility to the users design work requirement; i.e. electronic circuit design, PCB overlays, building & engineering work, game screen design.

### AMX MOUSE OWNERS

Software packages with specifications as above for use with the AMX Mouse. See order panel below.

### EXISTING ESP LIGHT PEN USERS

The Electric Studio is committed to user support and as such offers the following options on software update packages.

Return to us your cassette/disc supplied with the pen, stating which model of Amstrad you own and we will send you the new package, complete with manual. Please include cheque/P.O. for five pounds.

Please supply me with the following

CPC 6128 "Professional"  
On disc @ £44.95

CPC 464 or 664 "Professional"  
On disc @ £44.95

CPC 464 "Professional"  
On cassette @ £39.95

AMX MOUSE  
SOFTWARE PROGRAM  
On cassette @ £9.95

CPC 6128 Mk II  
On disc @ £29.95

CPC 464/664 Mk II  
On disc @ £29.95

CPC 464 Mk II  
On cassette @ £19.95

Please replace my existing program  
with an update @ £5.00   
(Include old program and state m/c).

464 664 6128


Name: .....

Address: .....

Please send cheque/P.O. to:

**THE ELECTRIC STUDIO**  
P.O. BOX 96, LUTON LU3 2JP Tel: (0582) 595222





# Vroom Vroom Screech Eeerk!

The engine is throbbing loudly as you accelerate toward Fangio. Suddenly you're into the bend and the car starts to slide. You slam on the brakes but too late. Boom!

Here's a nifty little game. Type in K. Murfitt's program and improve your position in the driver's championship.

The game gives you the option of choosing one of four different race tracks. You can drive in normal, icy, night or thunderstorm conditions at different

levels of difficulty.

During the race the screen shows the view from behind your car looking down the track. Your car accelerates automatically to top speed, with suitable engine noises as it goes.

As you approach a bend you must reduce your speed to something sensible or you score damage points, shown on the damage indicator.

Too much damage is equivalent to colliding with the other cars, resulting in

a crash. Completing the circuit entitles you to a bonus and then your rating is displayed on the screen.

Compared to our previous offerings, this is a simple listing to get running. There is only one part to the program and that is entirely Basic. Type it in, save it and run it. Debug it and save it again.

Control is entirely by joystick, left/right go left/right, the central position accelerates, backward decelerates, and forward keeps the speed stable.

```

10 REM *****
20 REM *
30 REM * RACER *
40 REM * By K. Murfitt for *
50 REM * Amstrad Computer User *
60 REM *
70 REM *
80 REM *
90 REM *****
100 SYMBOL AFTER 256:MEMORY 39999:POKE 4
    0000,1:POKE 40001,1:POKE 40002,1
110 SYMBOL AFTER 100:GOSUB 3090:ENV 1,7,
    -1,10:ENV 2,7,-1,1:ENV 3,7,-1,50:ENV
    4,3,5,1,50,0,2,15,-1,5:ENV 5,5,-1,2
120 DEFINTa-z:cht$="off":GOSUB 2160:GOTO
    130
130 GOSUB 4690:dis=skill*3:SPEED KEY 12,
    12:SPEED INK 200,200:MODE 0:BOARDER 0
    :FOR i=0 TO 11:INK i,0:NEXT:PAPER 0:
    PEN 0:CLS
140 DIM rat$(15):rat$(1)=" KERB CRAWL
    ER":rat$(3)=" PITSTOP PUSHOVER":rat
    $(5)=" MEDIUM MOVER":rat$(7)="
    COOL CORNERER":rat$(9)=" RIGHT RA
    CER":rat$(11)=" TARMAC TEARER":rat
    $(13)=" ROUGH REVVER":rat$(15)="
    BRILL BURNER"
    
```

```

150 DIM sha(10)
160 rat$(0)=rat$(1):rat$(2)=rat$(1):rat$(
    4)=rat$(3):rat$(6)=rat$(5):rat$(8)=
    rat$(7):rat$(10)=rat$(9):rat$(12)=ra
    t$(11):rat$(14)=rat$(13)
170 ca$=CHR$(182)+CHR$(183):cb$=CHR$(184
    )+CHR$(185)+CHR$(186):cc$=CHR$(187)+
    CHR$(188)+CHR$(189)+CHR$(190):cd$=CH
    R$(191)+CHR$(192)+CHR$(193)+CHR$(194
    )
    
```

```

180 cdir=0:WINDOW 1,20,1,20:WINDOW#2,9,1
    2,18,19:WINDOW#1,1,20,21,27:PAPER 0:
    CLS:PAPER#1,6:PAPER#2,5:CLS#1:PEN#2,
    7
190 cf$=CHR$(220)+CHR$(221)+CHR$(222)+CH
    R$(223)+CHR$(224)+CHR$(225)+CHR$(226
    )+CHR$(224)
200 cl$=CHR$(154)+CHR$(155)+CHR$(156)+CH
    R$(157)+CHR$(224)+CHR$(225)+CHR$(226
    )+CHR$(158)
210 cr$=CHR$(150)+CHR$(151)+CHR$(152)+CH
    R$(153)+CHR$(158)+CHR$(225)+CHR$(226
    )+CHR$(224):cloud$=CHR$(130)+CHR$(13
    1)+CHR$(132)
    
```

```

220 pin=0:carpas=0:car=0:dans=0:a=9:b=12:
    so=3000:r1=9:r2=8:r3=7:r4=6
230 start$=CHR$(200)+CHR$(201)+CHR$(202)
    +CHR$(203)+CHR$(204)+CHR$(205)+CHR$(
    206)+CHR$(207)+CHR$(208)+CHR$(209)
240 m1$=CHR$(210)+CHR$(211)+CHR$(216)+CH
    R$(210)+CHR$(211)+CHR$(216)+CHR$(210
    )+CHR$(211)+CHR$(216)+CHR$(210)+CHR$(
    211)+CHR$(216)+CHR$(210)+CHR$(211)+
    CHR$(216)+CHR$(210)+CHR$(211)+CHR$(2
    16)+CHR$(210)+CHR$(211)
250 REM * Set Up Screen *
260 e=PEEK(40000):IF dem$="on"THEN ab$="
    X"ELSE ab$="!"
270 FOR i=1 TO 3:PAPER 6:PRINT"
    ";NEXT:PAPER 0:LOCATE 3,
    5:PEN 2:PRINT cloud$:LOCATE 11,8:PRI
    NT cloud$:LOCATE 5,9:PRINT cloud$:LO
    CATE 16,7:PRINT cloud$:PEN 7:PAPER 0
    :LOCATE 1,11:PRINT m1$:
280 FOR i=12 TO 20:PAPER 4:LOCATE 1,i:PR
    INT"
    ";NEXT
290 PAPER 6:LOCATE 1,2:PEN 1:PRINT" RACE
    R";PEN 7:PRINT" by K.Murfitt":PAPER
    4:MOVE 0,362:DRAW 639,362,7:DRAW 63
    9,390,7:DRAW 0,390,7:DRAW 0,362,7
    
```

```

300 IF dem$="on" THEN LOCATE 2,2: PEN 1: PA
PER 6: PRINT "PUSH FIRE TO ABORT": PAPE
R 4
310 qq=32:ww=229:ee=46:rr=235:op=96:FOR
i=1 TO 7:MOVE qq,ww:DRAW ee,rr,2:qq=
qq+op:ee=ee+op:NEXT:LOCATE#1,1,2: PEN
0:PRINT#1,"Score 0 MPH 0":LOCAT
E#1,1,4:PRINT#1,"Damage":PEN#1,1
320 ON e GOTO 330,340,350,360
330 LOCATE#1,9,3:PRINT#1,CHR$(160);CHR$(
161);CHR$(162):LOCATE#1,9,4:PRINT#1,
CHR$(163);CHR$(164);CHR$(165):RESTOR
E 4520:GOTO 370
340 LOCATE#1,10,3:PRINT#1,CHR$(166):LOCA
TE#1,9,4:PRINT#1,CHR$(167);CHR$(168)
;CHR$(169):RESTORE 4540:GOTO 370
350 LOCATE#1,10,3:PRINT#1,CHR$(170);CHR$(
171):LOCATE#1,10,4:PRINT#1,CHR$(172
);CHR$(173):RESTORE 4560:GOTO 370
360 LOCATE#1,9,3:PRINT#1,CHR$(174);CHR$(
175);CHR$(176):LOCATE#1,9,4:PRINT#1,
CHR$(177);CHR$(178);CHR$(179):RESTOR
E 4580

```

```

370 PEN#1,1:MOVE 0,225:DRAW 640,225,7:MO
VE 0,0:DRAW 639,0,7:DRAW 639,10,7:DR
AW 0,10,7:DRAW 0,0,7:w=8:x=1:y=19:z=
16
380 FOR i=20 TO 12 STEP-1:w=w+1:IF w=10
THEN w=8
390 PEN w:LOCATE x,i:PRINT CHR$(214);:PA
PER 5:PRINT CHR$(212);:FOR j=1 TO z:
PRINT " ";:NEXT:LOCATE y,i:PRINT CHR$(
213);:PAPER 4:PRINT CHR$(215);:x=x+
1:y=y-1:z=z-2:NEXT
400 IF PEEK(40001)<3 AND PEEK(40001)>4
THEN INK 8,6,26:INK 9,26,6 ELSE INK
8,3,13:INK 9,13,3
410 MOVE 200,2:DRAW 200,8,7:MOVE 497,2:0
RAW 497,8,7:MOVE 0,81:DRAW 0,351,7:0
RAW 639,351,7:DRAW 639,81,7:DRAW 0,8
1,7: PEN#2,10:PRINT#2,cfs;
420 ON PEEK(40001)GOTO 430,440,450,460
430 bak=12:tex=24:road=13:sky=2:driv=0:d
rivv=0:cloud=26:grass=18:GOTO 470
440 bak=12:tex=24:road=23:sky=14:driv=0:
drivv=0:cloud=26:grass=26:GOTO 470
450 bak=0:tex=24:road=0:sky=0:cloud=0:gr
ass=0:driv=2:drivv=1:GOTO 470
460 bak=0:tex=24:road=0:sky=0:cloud=0:gr
ass=0:driv=2:drivv=1
470 BORDER bak:INK 6,bak:INK 1,tek:INK 0
,sky:INK 2,cloud:INK 3,6:INK 4,grass
:INK 5,road:INK 7,drivv:INK 10,driv:
INK 11,16:INK 12,18:0=0
480 PAPER 0: PEN 7:FOR i=21 TO 11 STEP-1:
LOCATE i,6:PRINT MIDS(start$,1,0):0=
o+1:FOR u=0 TO 99:NEXT:NEXT
490 os=INKEYS:IF os=ab$ THEN 4670

```

```

500 FOR i=10 TO 1 STEP-1:LOCATE 20,6:PRI
NT CHR$(181):LOCATE i,6:PRINT start$
;" ":FOR u=0 TO 99:NEXT:IF i=9 THEN
FOR y=1 TO 3:SOUND 4,400,60,7,1:SOUN
D 1,400,60,7,1:NEXT:SOUND 4,200,60,7
,1:SOUND 1,200,60,7,1
510 NEXT
520 os=INKEYS:IF os=ab$ THEN 4670
530 FOR i=9 TO 0 STEP-1:LOCATE 20,6:PRIN
T CHR$(181):LOCATE 1,6:PRINT RIGHTS(
start$,i);;" ":FOR u=0 TO 99:NEXT:NEX
T
540 os=INKEYS:IF os=ab$ THEN 4670

```

```

550 LOCATE 1,6:PRINT CHR$(180):FOR i=1 T
O 700:NEXT
560 EVERY 6,0 GOSUB 610
570 EVERY 30,1 GOSUB 1490
580 EVERY 40,2 GOSUB 1140
590 GOTO 590
600 REM * Move Player *
610 os=INKEYS:IF os="!" THEN 4670
620 DI:LOCATE 1,16:PAPER 4: PEN 7:PRINT C
HR$(180);" ";:SOUND 129,so,200,5:S
OUND 132,so+20,200,5:EI
630 IF pin>=60 THEN 4730 ELSE IF q=0 THE
N 650
640 IF mph>=sp THEN dam=dam+4:GOSUB 1050
650 IF a=9 AND rc>0 AND zz=6 THEN GOSUB
4320
660 IF mph<=50 THEN pin=pin+1
670 IF dem$="on" THEN 5010
680 jy=JOY(0):IF jy=0 THEN GOSUB 780:IF
cdir<>0 THEN cdir=0:CLS#2:PRINT#2,cf
$;:RETURN
690 IF road=23 AND INT(RND*2)=0 THEN RET
URN
700 IF PEEK(40001)=4 AND INT(RND*4)=0 T
HEN GOSUB 4600
710 IF jy AND 2 THEN GOSUB 920
720 IF jy AND 4 THEN IF a=5 THEN RETURN
ELSE a=a-1:b=b-1:cdir=1:GOTO 750
730 IF jy AND 8 THEN IF b=16 THEN RETURN
ELSE a=a+1:b=b+1:cdir=2:GOTO 750
740 RETURN
750 DI:CLS#2:WINDOW#2,a,b,18,19: PEN#2,10
760 IF cdir=2 THEN PRINT#2,cr$;:RETURN
770 IF cdir=1 THEN PRINT#2,cl$;:RETURN
780 REM * Faster *
790 IF mph>200 THEN SPEED INK 1,1:GOTO 8
60
800 IF mph>170 THEN SPEED INK 2,2:GOTO 8
60
810 IF mph>150 THEN SPEED INK 4,4:GOTO 8
60
820 IF mph>80 THEN SPEED INK 5,5:GOTO 86
0
830 IF mph>20 THEN SPEED INK 10,10:GOTO
860
840 IF mph>0 THEN SPEED INK 20,20:GOTO 8
60
850 IF mph=0 THEN SPEED INK 255,255
860 so=so-30:mph=mph+2:IF mph>226 THEN m
ph=226
870 IF so<610 THEN so=610
880 IF mph=152 THEN so=so+1000

```

```

890 IF mph=120 THEN EVERY 300,3 GOSUB 43
70
900 IF mph=226 THEN sc=sc-1
910 LOCATE#1,12,2:PRINT#1," MPH";mph;:RE
TURN
920 REM * Slower *
930 IF mph>200 THEN SPEED INK 1,1:GOTO 1
000
940 IF mph>170 THEN SPEED INK 2,2:GOTO 1
000
950 IF mph>150 THEN SPEED INK 4,4:GOTO 1
000
960 IF mph>80 THEN SPEED INK 5,5:GOTO 10
00
970 IF mph>20 THEN SPEED INK 10,10:GOTO
1000
980 IF mph>0 THEN SPEED INK 20,20:GOTO 1
000
990 IF mph=0 THEN SPEED INK 255,255:GOTO
1000
1000 so=so+30:mph=mph-2:IF mph<0 THEN mp
h=0
1010 IF so>3000 THEN so=3000

```

```

1020 IF mph=150 THEN so=so-1000
1030 IF mph=120 THEN s=REMAIN(3)
1040 LOCATE#1,12,2:PRINT#1," MPH";mph:RE
TURN
1050 REM * Check Damage Colours *
1060 IF dem$="on" THEN 1080
1070 IF cht$="on" THEN RETURN
1080 IF dam>=500 THEN pe=3
1090 IF dam<=499 AND dam>=200 THEN pe=1
1100 IF dam<200 THEN pe=12
1110 MOVE 200,2:DRAW 200,8,7:MOVE 497,2:
DRAW 497,8,7
1120 MOVE dam,2:DRAW dam,8,pe
1130 IF dam>=632 THEN 1900 ELSE RETURN
1140 REM * Road Movement *
1150 IF q=0 THEN 1190
1160 IF q=1 THEN 1290
1170 IF q=2 THEN 1390
1180 RETURN
1190 IF r1=9 THEN RETURN
1200 IF r1>9 THEN r1=r1-1 ELSE IF r1<9 T
HEN r1=r1+1
1210 IF r2>8 THEN r2=r2-1 ELSE IF r2<8 T
HEN r2=r2+1
1220 IF r3>7 THEN r3=r3-1 ELSE IF r3<7 T
HEN r3=r3+1
1230 IF r4>6 THEN r4=r4-1 ELSE IF r4<6 T
HEN r4=r4+1
1240 LOCATE r1-1,12:PAPER 4: PEN 9:PRINT"
";CHR$(214);:PAPER 5:PRINT CHR$(21
2);CHR$(213);:PAPER 4:PRINT CHR$(21
5);" "
1250 LOCATE r2-1,13: PEN 8:PAPER 4:PRINT"
";CHR$(214);:PAPER 5:PRINT CHR$(21
2);" ";CHR$(213);:PAPER 4:PRINT CH
R$(215);" "
1260 LOCATE r3-1,14: PEN 9:PAPER 4:PRINT"
";CHR$(214);:PAPER 5:PRINT CHR$(21
2);" ";CHR$(213);:PAPER 4:PRINT
CHR$(215);" "
1270 LOCATE r4-1,15: PEN 8:PAPER 4:PRINT"
";CHR$(214);:PAPER 5:PRINT CHR$(21
2);" ";CHR$(213);:PAPER 4:PRIN
T CHR$(215);" "
1280 RETURN
1290 IF r1=6 THEN RETURN

```

```

1300 IF r1>6 THEN r1=r1-1
1310 IF r2>6 THEN r2=r2-1
1320 IF r3>6 THEN r3=r3-1
1330 IF r4>6 THEN r4=r4-1
1340 LOCATE r1,12: PEN 9:PAPER 5:PRINT CH
R$(143);CHR$(213);:PAPER 4:PRINT CH
R$(215);" "
1350 LOCATE r2,13: PEN 8:PAPER 5:PRINT CH
R$(143);" ";CHR$(213);:PAPER 4:PRI
NT CHR$(215);" "
1360 LOCATE r3,14: PEN 9:PAPER 5:PRINT CH
R$(143);" ";CHR$(213);:PAPER 4:P
RINT CHR$(215);" "
1370 LOCATE r4,15: PEN 8:PAPER 5:PRINT CH
R$(143);" ";CHR$(213);:PAPER 4
:PRINT CHR$(215);" "
1380 RETURN
1390 IF r1=13 THEN RETURN
1400 IF r1<13 THEN r1=r1+1
1410 IF r2<10 THEN r2=r2+1
1420 IF r3<8 THEN r3=r3+1
1430 IF r4<6 THEN r4=r4+1
1440 LOCATE r1-2,12:PAPER 4: PEN 9:PRINT"
";CHR$(214);:PAPER 5:PRINT CHR$(2
12);CHR$(143);
1450 LOCATE r2-1,13:PAPER 4: PEN 8:PRINT"
";CHR$(214);:PAPER 5:PRINT CHR$(2
12);" ";CHR$(143)
1460 LOCATE r3-1,14:PAPER 4: PEN 9:PRINT"

```

# LISTING

```

";CHRS(214);:PAPER 5:PRINT CHR$(2
12);" ";CHRS(143);
1470 LOCATE r4-1,15:PAPER 4:PEN 8:PRINT"
";CHRS(214);:PAPER 5:PRINT CHR$(2
12);" ";CHRS(143)
1480 RETURN
1490 REM * Rival Cars *
1500 IF mph<200 AND rc=0 THEN RETURN
1510 PAPER 5
1520 IF rc=0 THEN 1550
1530 IF rc=1 THEN 1740
1540 IF rc=2 THEN 1820
1550 IF INT(RND*3)>0 THEN RETURN
1560 IF INT(RND*2)=0 THEN rc=1 ELSE rc=2
1570 GOTO 1490
1580 REM * Cars On The Left Side *
1590 LOCATE r1+1,13:PEN 7:PAPER 5:PRINT
ca$;:LOCATE r2+1,14:PAPER 5:PRINT"
";:RETURN
1600 LOCATE r1+1,13:PRINT" ";:LOCATE r2
+1,14:PEN 7:PAPER 5:PRINT ca$;:LOCA
TE r3+1,15:PAPER 5:PRINT" ";:RETR
RN
1610 LOCATE r2+1,14:PRINT" ";:LOCATE r3
+1,15:PEN 7:PAPER 5:PRINT cb$;:LOCA
TE r4+1,16:PAPER 5:PRINT" ";:RETR
RN
1620 LOCATE r3+1,15:PRINT" ";:LOCATE r
4+1,16:PEN 7:PAPER 5:PRINT cb$;:LOC
ATE r4,17:PAPER 5:PRINT" ";:LOCAT
E r4,18:PRINT" ";:RETURN
1630 LOCATE r4+1,16:PAPER 5:PRINT" ";:
LOCATE r4-1,19:PRINT" ";:LOCATE r
4-1,18:PRINT" ";:LOCATE r4,17:PE
N 7:PAPER 5:PRINT cc$;:LOCATE r4,18
:PAPER 5:PEN 7:PRINT cd$;:RETURN
1640 LOCATE r4,17:PAPER 5:PRINT" ";:L
OCATE r4,18:PRINT" ";:LOCATE r4-
1,18:PAPER 5:PEN 7:PRINT cc$;:LOCAT
E r4-1,19:PAPER 5:PEN 7:PRINT cd$;:
RETURN
1650 carpas=carpas+1:SOUND 130,20,10,7,2
:sc=sc+mph:LOCATE#1,1,2:PRINT#1,"Sc
ore";sc;:LOCATE r4-1,18:PAPER 5:PRI
NT" ";:LOCATE r4-1,19:PAPER 5:PR
INT" ";:zz=0:GOTO 4850
1660 REM * Cars On The Right Side *
1670 LOCATE r1+1,13:PEN 7:PAPER 5:PRINT
ca$;:LOCATE r2+2,14:PAPER 5:PRINT"
";:RETURN
1680 LOCATE r1+1,13:PAPER 5:PRINT" ";:L
OCATE r2+2,14:PAPER 5:PEN 7:PRINT c
a$;:LOCATE r3+3,15:PRINT" ";:RETR
RN
1690 LOCATE r2+2,14:PAPER 5:PRINT" ";:L
OCATE r3+3,15:PEN 7:PAPER 5:PRINT c
b$;:LOCATE r4+5,16:PRINT" ";:RETR
RN

```

```

1700 LOCATE r3+3,15:PAPER 5:PRINT" ";:
LOCATE r4+5,16:PEN 7:PAPER 5:PRINT
cb$;:LOCATE r4+6,17:PRINT" ";:LO
CATE r4+6,18:PRINT" ";:RETURN
1710 LOCATE r4+5,16:PAPER 5:PRINT" ";:
LOCATE r4+7,18:PRINT" ";:LOCATE r
4+7,19:PRINT" ";:LOCATE r4+6,17:
PEN 7:PAPER 5:PRINT cc$;:LOCATE r4+6
,18:PEN 7:PAPER 5:PRINT cd$;:RETURN
1720 LOCATE r4+6,17:PAPER 5:PRINT" ";:
LOCATE r4+6,18:PRINT" ";:LOCAT
E r4+7,18:PEN 7:PAPER 5:PRINT cc$;:
LOCATE r4+7,19:PEN 7:PAPER 5:PRINT
cd$;:RETURN
1730 SOUND 130,20,10,7,2:sc=sc+mph:LOCAT
E#1,1,2:PRINT#1,"Score";sc;:LOCATE
r4+7,18:PAPER 5:PRINT" ";:LOCATE
r4+7,19:PAPER 5:PRINT" ";:zz=0:
carpas=carpas+1:GOTO 4850

```

```

1740 REM * Forward/Backward Left Car *
1750 IF mph=200 AND zz=0 THEN zz=1:GOTO
1810
1760 IF mph<=200 AND zz=1 THEN zz=0:rc=0
:LOCATE r1+1,13:PRINT" ";:RETURN
1770 IF zz<0 THEN zz=0
1780 IF mph>200 THEN zz=zz+1 ELSE zz=zz-
1
1790 IF zz=-1 THEN zz=0:RETURN
1800 SOUND 130,1000,200,zz+1
1810 ON zz GOTO 1590,1600,1610,1620,1630
,1640,1650
1820 REM * Forward/Backward Right Car *
1830 IF mph=200 AND zz=0 THEN zz=1:GOTO
1890
1840 IF mph<=200 AND zz=1 THEN zz=0:rc=0
:LOCATE r1+1,13:PRINT" ";:RETURN
1850 IF zz<0 THEN zz=0:rc=0
1860 IF mph>200 THEN zz=zz+1 ELSE zz=zz-
1

```

```

1870 IF zz=-1 THEN zz=0:RETURN
1880 SOUND 130,1000,200,zz+1
1890 ON zz GOTO 1670,1680,1690,1700,1710
,1720,1730
1900 REM * Blow Up *
1910 SPEED KEY 10,10
1920 INK 10,0
1930 IF dem$="on"THEN FOR i=0 TO 14:INK
i,0:NEXT: BORDER 0:MODE 1:RUN 120
1940 FOR i=3 TO 0 STEP-1:x=REMAIN(i):NEX
T
1950 SPEED INK 255,255
1960 PAPER#2,5:PEN#2,10:PRINT#2,CHR$(228
)CHR$(229)CHR$(229)CHR$(230)CHR$(23
1);:PAPER#2,1:PRINT#2,CHR$(228)CHR$(
230);:PAPER#2,5:PEN#2,10:PRINT#2,C
HRS(232);
1970 mph=0:LOCATE#1,1,2:PRINT#1,"Score";
sc:LOCATE#1,13,2:PRINT#1,"MPH 0 ";
1980 SOUND 1,500,500,15,3,0,15:SOUND 2,5
00,500,15,3,0,15:SOUND 4,500,500,15
,3,0,15
1990 WHILE INKEYS<>"":WEND
2000 PRINT CHR$(22)+CHR$(1):PAPER 0:PEN
7:LOCATE 6,9:PRINT"NO BONUS"
2010 LOCATE 6,5:PRINT"GAME OVER"
2020 LOCATE 6,7:PRINT"PRESS FIRE":PRINT
CHR$(22)+CHR$(0)
2030 ex=0
2040 WHILE INKEYS<>"X":INK 10,INT(RND*27
):ex=ex+1:IF ex=600 THEN PAPER#2,5:
CLS#2
2050 WEND
2060 SPEED INK 10,10
2070 MODE 0:BORDER 0:INK 0,0:INK 1,24:PE
N 1:PAPER 0:INK 3,18:INK 4,6:INK 5,
15:INK 6,22:INK 7,26:INK 8,2:INK 9,
8:INK 10,11:INK 12,16:INK 13,14:INK
14,6:INK 15,9:CLS
2080 PEN 1:LOCATE 3,2:PRINT"YOUR PLAY RA
TING IS:"
2090 IF carpas>15 THEN LOCATE 1,8:INK 2,
26,24:PEN 2:PRINT rat$(15):GOTO 211
0
2100 LOCATE 1,8:INK 2,26,24:PEN 2:PRINT
rat$(carpas);
2110 LOCATE 1,13:PEN 5:PRINT" CARS PA
SSED";:PEN 6:PRINT carpas;
2120 LOCATE 1,15:PEN 5:PRINT" YOU SCOR
ED";:PEN 6:PRINT sc;
2130 PEN 3:LOCATE 6,20:PRINT"PRESS FIRE"
2140 WHILE INKEYS<>"X":WEND
2150 RUN 120
2160 REM * Titles *
2170 dem$="off":CALL &BC02
2180 SPEED INK 20,20:SPEED KEY 15,15
2190 WHILE INKEYS<>"":WEND

```

```

2200 GOSUB 4690:BORDER 0:MODE 1:INK 0,0:
INK 1,0:INK 2,0:INK 3,0:PAPER 0:PEN
1:CLS
2210 MOVE 0,200:DRAW 0,399,6:DRAW 639,39
9,6:DRAW 639,200,6:DRAW 0,200,6
2220 WINDOW#1,2,8,5,10:WINDOW#2,10,17,5,
10:WINDOW#3,19,24,5,10:WINDOW#4,26,
37,5,10:PAPER#1,0:PAPER#2,0:PAPER#3
,0:PAPER#4,0
2230 PEN 3:LOCATE 14,2:PRINT"SELECT TRAC
K":PEN 1
2240 LOCATE 2,5
2250 PRINT" ";CHRS(250);CHRS(246);CHRS(2
52);CHRS(252);CHRS(252);CHRS(251);"
";CHRS(250);CHRS(251);CHRS(250);
CHRS(251);" ";CHRS(250);CHRS(246
);CHRS(252);CHRS(251);" ";CHRS(250
);
2260 FOR i=1 TO 8:PRINT CHR$(252);:NEXT
i:PRINT CHR$(251);CHRS(250);CHRS(25
1)
2270 LOCATE 2,6:PRINT" ";CHRS(254);CHRS(
252);CHRS(252);CHRS(252);CHRS(251);
CHRS(253);" ";CHRS(250);CHRS(251);C
HRS(253);CHRS(253);CHRS(253);CHRS(2
53);CHRS(250);CHRS(251);" ";CHRS(25
0);CHRS(255);" ";CHRS(254);CHRS(25
1);" ";
2280 PRINT CHR$(253);CHRS(250);CHRS(251)
;CHRS(250);CHRS(252);CHRS(252);CHRS
(252);CHRS(252);CHRS(252);CHRS(255)
;CHRS(253);CHRS(253)
2290 LOCATE 2,7:PRINT" ";CHRS(250);CHRS(
252);CHRS(252);CHRS(252);CHRS(255);
CHRS(253);" ";CHRS(253);CHRS(254);C
HRS(255);CHRS(254);CHRS(255);CHRS(2
54);CHRS(255);CHRS(253);" ";CHRS(25
4);CHRS(251);" ";CHRS(250);CHRS(25
5);" ";
2300 PRINT CHR$(253);CHRS(253);CHRS(253)
;CHRS(254);CHRS(252);CHRS(252);CHRS
(252);CHRS(252);CHRS(252);CHRS(252)
;CHRS(255);CHRS(253)
2310 LOCATE 3,8:PRINT CHR$(254);CHRS(252
);CHRS(252);CHRS(251);CHRS(250);CHR
$(255);" ";CHRS(254);CHRS(252);CHRS
(246);CHRS(252);CHRS(252);CHRS(252)
;CHRS(252);CHRS(255);" ";CHRS(254)
;CHRS(252);CHRS(252);CHRS(255);" "
;
2320 PRINT CHR$(253);CHRS(253);CHRS(254)
;CHRS(252);CHRS(252);CHRS(252);CHRS
(252);CHRS(252);CHRS(252);CHRS(252)
;CHRS(252);CHRS(255)
2330 LOCATE 6,9:PRINT CHR$(253);CHRS(253
):LOCATE 26,9:PRINT CHR$(253);CHRS(
254);:FOR i=1 TO 9:PRINT CHR$(252);
:NEXT i:PRINT CHR$(251)
2340 alo=0
2350 nes$=" RAC
ER by K.Murfitt age 14 (c) 1985 ...
.. Race along the track avoiding rival
cars .... Slow down on the corn
ers or your damage will increase ..
.. Finish the lap and a bonus will
be awarded "
2360 MOVE 0,9:DRAW 639,9,2:DRAW 639,108,
2:DRAW 0,108,2:DRAW 0,9,2
2370 IF e=0 THEN e=1
2380 LOCATE 6,10:PRINT CHR$(254);CHRS(25
5):LOCATE 26,10:PRINT CHR$(254);:FO
R i=1 TO 8:PRINT CHR$(252);:NEXT i:
PRINT CHR$(247);CHRS(252);CHRS(255)
2390 LOCATE 6,22:PRINT"Press 'D' for a d
emonstration.":PEN 3:LOCATE 14,24:P
RINT"Joystick only.":INK 0,0:INK 1,
24:INK 2,26:INK 3,6

```

```

2400 e=PEEK(40000)
2410 IF e=5 THEN e=1
2420 IF e=0 THEN e=4
2430 ON e GOTO 2440,2450,2460,2470
2440 curs=5:GOTO 2480
2450 curs=13:GOTO 2480
2460 curs=22:GOTO 2480
2470 curs=31
2480 LOCATE 5,12:PRINT"
"
2490 LOCATE curs,12:PRINT" ]"
2500 GOSUB 3040:oS=INKEYS:IF oS=""THEN 2
500
2510 GOSUB 3070
2520 IF oS=CHR$(8)THEN e=e-1:GOTO 2410
2530 IF oS=CHR$(9)THEN e=e+1:GOTO 2410
2540 IF oS="n"THEN 4610
2560 IF oS="x"THEN 2590
2570 IF oS="d"THEN 4980
2580 GOTO 2500
2590 LOCATE curs,12:PRINT" ":LOCATE 14,2
:PRINT" ":WINDOW#5,1,40
,19,25:PAPER#5,0:PEN#5,0:CLS#5

```

```

2600 IF e=1 THEN RESTORE 4520:GOSUB 3000
2610 IF e=2 THEN RESTORE 4540:GOSUB 3010
2620 IF e=3 THEN RESTORE 4560:GOSUB 3020
2630 IF e=4 THEN RESTORE 4580:GOSUB 3030
2640 MOVE 0,172:DRAW 639,172,2:DRAW 639,
69,2:DRAW 0,69,2:DRAW 0,172,2
2650 POKE 40000,e
2660 PEN 3:LOCATE 8,16:PRINT"SELECT COND
ITIONS: ";
2670 con=PEEK(40001)
2680 PEN 1
2690 ON con GOTO 2700,2710,2720,2730
2700 LOCATE 27,16:PRINT"NORMAL ";;
GOTO 2740
2710 LOCATE 27,16:PRINT"ICY ";;
GOTO 2740
2720 LOCATE 27,16:PRINT"NIGHT ";;
GOTO 2740
2730 LOCATE 27,16:PRINT"THUNDER STORM";
2740 oS=INKEYS:IF oS=""THEN 2740
2750 IF oS=CHR$(9)THEN con=con+1:IF con=
5 THEN con=1
2760 IF oS=CHR$(8)THEN con=con-1:IF con=
0 THEN con=4
2770 IF oS="x"THEN GOSUB 3070:GOTO 2790
2780 GOTO 2690
2790 PEN 3
2800 POKE 40001,con
2810 LOCATE 8,18:PRINT"SELECT PLAY LEVEL
":PEN 1:PRINT"1"
2820 skill=1
2830 oS=INKEYS:IF oS=""THEN 2830
2840 IF oS=CHR$(8)THEN skill=skill-1:IF
skill=0 THEN skill=5
2850 IF oS=CHR$(9)THEN skill=skill+1:IF
skill=6 THEN skill=1

```

```

ES ";
2860 LOCATE 26,18:PRINT skill;
2870 IF oS="x"THEN GOSUB 3070:GOTO 2880
ELSE 2830
2880 PEN 3:LOCATE 6,20:PRINT"CHANGE YOUR
CHOICES: ";PEN 1:PRINT"NO ";
2890 chan=1
2900 oS=INKEYS:IF oS=""THEN 2900
2910 IF oS=CHR$(9)THEN chan=chan+1:IF ch
an=4 THEN chan=1
2920 IF oS=CHR$(8)THEN chan=chan-1:IF ch
an=0 THEN chan=3
2930 IF chan=1 THEN LOCATE 27,20:PRINT"N
O ";
2940 IF chan=3 THEN LOCATE 27,20:PRINT"E
XIT GAME";
2950 IF chan=2 THEN LOCATE 27,20:PRINT"Y

```

```

2960 IF oS="X"AND chan=1 THEN GOSUB 3070
:dem$="off":GOTO 130
2970 IF oS="X"AND chan=2 THEN GOSUB 3070
:GOTO 2160
2980 IF oS="X"AND chan=3 THEN GOSUB 3070
:GOTO 4680
2990 GOTO 2900
3000 CLS#2:CLS#3:CLS#4:RETURN
3010 CLS#1:CLS#3:CLS#4:RETURN
3020 CLS#1:CLS#2:CLS#4:RETURN
3030 CLS#1:CLS#2:CLS#3:RETURN
3040 REM * Scroll Title Message *
3050 IF alo=227 THEN alo=0
3060 PEN 3:alo=alo+1:LOCATE 8,20:PRINT M
ID$(mes$,alo,26);PEN 2:RETURN
3070 REM * Plink! *
3080 SOUND 1,50,10,7,2:SOUND 4,80,10,7,2
:RETURN
3090 REM * Symbols *
3100 SYMBOL 220,0,0,0,15,27,23
3110 SYMBOL 221,0,0,0,7,159,252,247,192
3120 SYMBOL 222,0,0,0,224,249,31,247,3
3130 SYMBOL 223,0,0,0,240,248,248
3140 SYMBOL 224,126,207,191,255,255,255,
255,126
3150 SYMBOL 225,63,39,109,239,255,72,56
3160 SYMBOL 226,252,228,246,183,255,18,2
8
3170 SYMBOL 227,126,255,255,255,255,255,
255,126
3180 SYMBOL 200,60,78,191,255,255,126,36
,60
3190 SYMBOL 201,7,25,97,129,129,97,25,7

```

```

3200 SYMBOL 202,255,0,119,85,118,69,0,25
5
3210 SYMBOL 203,255,0,119,101,71,116,0,2
55
3220 SYMBOL 187,0,0,0,0,30,55,1
3230 SYMBOL 188,0,0,0,0,63,104,207
3240 SYMBOL 189,0,0,0,0,252,22,243
3250 SYMBOL 190,0,0,0,0,120,220,128
3260 SYMBOL 191,124,206,190,255,255,254,
254,124
3270 SYMBOL 192,255,207,219,223,255,239,
48
3280 SYMBOL 193,255,243,219,251,255,247,
12
3290 SYMBOL 194,62,103,95,255,255,127,12
7,62
3300 SYMBOL 216,0,0,2,67,229,165,123,255
3310 SYMBOL 250,0,0,0,15,31,28,24,24
3320 SYMBOL 251,0,0,0,240,248,56,24,24
3330 SYMBOL 252,0,0,0,255,255,0,0,0
3340 SYMBOL 253,24,24,24,24,24,24,24,24
3350 SYMBOL 254,24,24,28,31,15
3360 SYMBOL 255,24,24,56,248,240
3370 SYMBOL 150,0,0,0,0,3,6,5,126
3380 SYMBOL 151,0,0,0,1,231,255,253,112
3390 SYMBOL 152,0,0,0,248,254,7,253,0
3400 SYMBOL 153,0,0,0,0,124,254,254,192
3410 SYMBOL 154,0,0,0,0,62,111,95,3
3420 SYMBOL 155,0,0,0,31,127,240,223,0
3430 SYMBOL 156,0,0,0,128,231,127,223,14
3440 SYMBOL 157,0,0,0,0,192,224,224,126
3450 SYMBOL 158,207,191,255,255,255,255,
126
3460 SYMBOL 160,8,101,136,128,127,0,0,12
7
3470 SYMBOL 161,0,255,0,0,254,1,1,254
3480 SYMBOL 162,0,252,2,2,2,2,2,2
3490 SYMBOL 163,128,128,127
3500 SYMBOL 164,0,0,254,1,1,1,1
3510 SYMBOL 165,2,2,28,32,32,32,32,192
3520 SYMBOL 166,0,0,0,0,0,34,85,85
3530 SYMBOL 167,62,65,65,64,64,64,63
3540 SYMBOL 168,85,85,85,136,0,32,151,32
3550 SYMBOL 169,60,66,66,130,2,2,252
3560 SYMBOL 170,2,9,18,16,16,96,128,128

```

```

3570 SYMBOL 171,0,96,16,16,16,14,1,1
3580 SYMBOL 172,112,8,8,8,7
3590 SYMBOL 173,14,16,16,16,224
3600 SYMBOL 174,0,0,0,0,0,3,4,4
3610 SYMBOL 175,0,0,0,0,0,255,0,15
3620 SYMBOL 176,0,0,0,0,0,226,21,229
3630 SYMBOL 177,4,4,4,4,4,4,3
3640 SYMBOL 178,16,79,160,191,128,127,0,
255
3650 SYMBOL 179,5,253,1,254,0,254,1,230
3660 SYMBOL 180,128,128,128,128,128,128,
128,128
3670 SYMBOL 181,1,1,1,1,1,1,1,1
3680 SYMBOL 182,0,27,63,111,181,253,247,
96
3690 SYMBOL 183,0,216,252,246,173,191,23
9,6
3700 SYMBOL 184,29,39,121,205,191,255,25
2,120
3710 SYMBOL 185,60,195,126,126,126,219,1
02
3720 SYMBOL 186,152,164,222,179,239,255,
63,30
3730 SYMBOL 204,255,0,39,85,118,85,0,255
3740 SYMBOL 205,255,0,112,96,64,112,0,25
5
3750 SYMBOL 206,255,0,114,37,37,34,0,255
3760 SYMBOL 207,255,0,14,12,2,14,0,255
3770 SYMBOL 208,255,0,228,74,78,74,0,255
3780 SYMBOL 209,255,1,239,165,197,165,1,
255
3790 SYMBOL 210,0,0,24,44,110,95,159,255
3800 SYMBOL 211,0,24,36,66,213,183,251,2
55
3810 SYMBOL 130,0,0,0,0,5,111,255,51
3820 SYMBOL 131,0,24,124,188,222,251,255
,231
3830 SYMBOL 228,2,194,250,127,31,239,255
,127
3840 SYMBOL 229,34,99,231,247,247,255,25
5,255
3850 SYMBOL 230,64,67,95,254,248,247,255
,254
3860 SYMBOL 231,63,127,255,63,31,63,127,
199
3870 SYMBOL 232,252,254,255,252,254,227,
198,194
3880 SYMBOL 132,0,0,0,0,128,144,252,104
3890 SYMBOL 133,0,12,18,46,55,51,51,49

```

```

3900 SYMBOL 134,7,24,39,95,95,95,103,120
3910 SYMBOL 135,224,24,228,250,250,250,2
30,30
3920 SYMBOL 136,0,48,104,92,236,204,204,
140
3930 SYMBOL 137,48,24,28,15,7
3940 SYMBOL 138,111,103,103,115,179,57,2
9,13
3950 SYMBOL 139,254,254,254,254,253,252,
248,240
3960 SYMBOL 140,12,24,56,240,224
3970 SYMBOL 141,2,2,2,2,26,58,122,125
3980 SYMBOL 142,192,192,192,192,216,220,
222,190
3990 SYMBOL 145,124,121,55,15,1
4000 SYMBOL 144,62,254,252,240,128
4010 RETURN
4020 REM * Completed Track *
4030 SPEED INK 255,255:GOSUB 4890
4040 IF dem$="on"THEN FOR i=0 TO 3:x=REM
AIN(i):NEXT:FOR i=0 TO 15:INK i,0:N
EXT: BORDER 0:MODE 1:RUN 120
4050 FOR i=2000 TO 10 STEP-20: SOUND 1,i,
1,5:SOUND 4,i+30,1,5:NEXT i
4060 FOR i=0 TO 3:x=REMAIN(i):NEXT i
4070 WHILE INKEYS<>"":WEND
4080 mph=0:LOCATE#1,1,2:PRINT#1,"Score";
sc:LOCATE#1,13,2:PRINT#1,"";

```

```

4090 FOR i=1 TO 500:NEXT i
4100 PEN 7:PAPER 0:PRINT CHR$(22)+CHR$(1
):LOCATE 8,5:PRINT" Bonus":PRINT CHR
$(22)+CHR$(0)
4110 MOVE dam-4,2:DRAW dam-4,8,7
4120 FOR i=dam TO 632 STEP 4
4130 MOVE i,2:DRAW i,8,2
4140 SOUND 1,500,1,5:SOUND 4,500,1,5
4150 MOVE 200,2:DRAW 200,8,7:MOVE 497,2:
DRAW 497,8,7
4160 sc=sc+(skill*2)+22
4170 LOCATE#1,1,2:PRINT#1,"Score";sc
4180 NEXT i
4190 LOCATE 6,5:PRINT"GAME OVER"
4200 LOCATE 6,7:PRINT"PRESS FIRE":PRINT
CHR$(22)+CHR$(0)
4210 WHILE INKEYS<>"X":WEND
    
```



```

4360 RETURN
4370 REM * Read Track *
4380 sc=sc+mph:LOCATE#1,1,2:PRINT#1,"Sco
re";sc;LOCATE#1,12,2
4390 READ q,w
4400 IF q=3 AND w=3 THEN FOR i=1000 TO 1
00 STEP-20:SOUND 1,i,1,5:SOUND 4,i,
1,5:NEXT i:GOTO 4020
4410 ON w GOTO 4420,4430,4440,4450,4460,
4470,4480,4490,4500
4420 sp=220:sp=sp-dis:RETURN
4430 sp=214:sp=sp-dis:RETURN
4440 sp=210:sp=sp-dis:RETURN
4450 sp=204:sp=sp-dis:RETURN
4460 sp=200:sp=sp-dis:RETURN
4470 sp=190:sp=sp-dis:RETURN
4480 sp=184:sp=sp-dis:RETURN
4490 sp=176:sp=sp-dis:RETURN
4500 sp=160:sp=sp-dis:RETURN
4510 REM * Track ONE *
4520 DATA 0,0,0,2,6,0,0,2,4,0,0,1,7,0,0
,2,5,0,0,2,6,0,0,1,2,0,0,0,2,5,0,
0,0,0,1,9,0,0,0,2,9,0,0,3,3
    
```

```

4530 REM * Track TWO *
4540 DATA 0,0,0,1,5,0,0,0,1,5,0,0,1,5
,0,0,2,8,0,0,1,6,0,0,2,1,0,0,1,9,0,
0,2,8,0,0,1,6,0,0,1,4,0,0,0,1,5,0
,0,3,3
4550 REM * Track THREE *
4560 DATA 0,2,3,0,0,1,5,0,0,2,2,0,0,2,7
,0,0,1,1,0,0,2,4,0,0,1,5,0,0,2,4,0,
0,2,3,0,0,1,5,0,0,2,7,0,0,3,3
4570 REM * Track FOUR *
4580 DATA 0,0,0,0,0,2,2,0,0,0,2,6,0,0
,0,0,2,9,0,0,0,1,9,0,0,0,1,4,0,0,
0,2,7,0,0,2,5,0,0,0,2,4,0,0,1,7,0,
0,1,5,0,0,0,0,2,8,0,0,3,3
4590 REM * Lightning *
4600 FOR i=0 TO 15:INK i,26:NEXT i:INK 8
,3,13:INK 9,13,3:SOUND 130,2000,150
,15,4,0,15:INK 0,sky:INK 1,tex:INK
2,cloud:INK 3,6:INK 4,grass:INK 5,r
oad:INK 6,bak:INK 7,drivv:INK 10,dr
iv:INK 11,16:RETURN
4610 GOSUB 3040
4620 OS=INKEYS:IF OS="S" THEN GOSUB 3070:
GOTO 4630 ELSE IF OS="" THEN GOSUB 3
040:GOTO 4620 ELSE 2500
4630 OS=INKEYS:IF OS="O" THEN GOSUB 3070:
GOTO 4640 ELSE IF OS="" THEN GOSUB 3
040:GOTO 4630 ELSE 2500
4640 OS=INKEYS:IF OS="F" THEN GOSUB 3070:
GOTO 4650 ELSE IF OS="" THEN GOSUB 3
040:GOTO 4640 ELSE 2500
    
```

```

4220 MODE 0:BORDER 0:INK 0,0:INK 1,24:PE
N 1:PAPER 0:INK 3,18:INK 4,6:INK 5,
15:INK 6,22:INK 7,26:INK 8,2:INK 9,
8:INK 10,11:INK 12,16:INK 13,14:INK
14,6:INK 15,9:CLS
4230 IF CHTS="on" THEN LOCATE 6,7:PEN 2:I
NK 2,15:PRINT" CHEAT!":LOCATE 6,21
:PRINT"PRESS FIRE":GOTO 4310
4240 FOR i=1 TO 100:MOVE 325,200:DRAW IN
T(RND*650),INT(RND*400),INT(RND*14)
+1:NEXT i
4250 LOCATE 9,11:PRINT CHR$(133);CHR$(13
4);CHR$(135);CHR$(136)
4260 LOCATE 9,12:PRINT CHR$(137);CHR$(13
8);CHR$(139);CHR$(140)
4270 LOCATE 10,13:PRINT CHR$(141);CHR$(1
42);:LOCATE 10,14:PRINT CHR$(145);C
HRS(144);
4280 PRINT CHR$(22)+CHR$(1):INK 2,15:PE
N 2:LOCATE 6,7:PRINT"WELL DONE!":LOC
ATE 6,21:PRINT"PRESS FIRE":PRINT CH
R$(22)+CHR$(0)
4290 l=1:s=15
4300 FOR i=1000 TO 50 STEP-s:SOUND 1,i,l
,7:NEXT i:FOR i=1000 TO 50 STEP-s:S
OUND 4,i,l,5:NEXT i:FOR i=1000 TO 5
0 STEP-s:SOUND 1,i,l,3:NEXT i:FOR i
=1000 TO 50 STEP-s:SOUND 4,i,l,2:NE
XT i:FOR i=1000 TO 50 STEP-s:SOUND
1,i,l,1:NEXT i
4310 OS=INKEYS:IF OS="X" THEN RUN 120 ELS
E INK INT(RND*14)+1,INT(RND*25)+1:G
OTO 4310
4320 REM * Scrape Rival Car *
4330 SOUND 129,so,35,5:SOUND 132,so+20,3
5,5:SOUND 130,3,50,7,0,0,7
4340 FOR i=1 TO 20:dam=dam+4:GOSUB 1050:
NEXT i
4350 CLS#2:PRINT#2,cfs;
    
```

```

4650 OS=INKEYS:IF OS="T" THEN GOSUB 3070:
GOTO 4660 ELSE IF OS="" THEN GOSUB 3
040:GOTO 4650 ELSE 2500
4660 CHTS="on":GOTO 2500
4670 MODE 0:INK 0,0:BORDER 0:INK 1,24:PE
N 1:PAPER 0:CLS:SPEED INK 255,255:L
OCATE 1,8:PEN 1:PRINT" GAME ABOR
TED":RUN 120
4680 FOR i=26 TO 0 STEP-1:INK 1,i:INK 2,
i:INK 3,i:FOR j=1 TO 5:NEXT j:NEXT
i:MODE 1:CALL &BC02:CALL &BB00:CLS:
END
4690 REM * Fancy Cls *
4700 IF INT(RND*2)=0 THEN 4720
4710 FOR i=1 TO 25:LOCATE 1,1:PRINT"":N
EXT i:RETURN
4720 FOR i=1 TO 25:LOCATE 1,25:PRINT"
":NEXT i:RETURN
4730 REM * Disqualified *
4740 FOR i=0 TO 3:x=REMAIN(i):NEXT i
    
```

```

4750 SPEED INK 255,255:FOR i=10 TO 1000
STEP 15:SOUND 1,i,1,5:SOUND 4,i+20,
1,5:NEXT i
4760 PRINT CHR$(22)+CHR$(1):PAPER 0:PEN
7:LOCATE 6,9:PRINT"NO BONUS":LOCA
TE 6,5:PRINT"GAME OVER":LOCATE 6,7
:PRINT"PRESS FIRE":PRINT CHR$(22)+C
HRS(0)
4770 SPEED KEY 10,10
4780 OS=INKEYS:IF OS="X" THEN 4790 ELSE 4
780
4790 CLS:MODE 0:BORDER 0:INK 0,0:INK 1,2
4:INK 2,6:INK 3,15,24:PAPER 0:PEN 3
:CLS
4800 SPEED INK 10,10
4810 LOCATE 1,2:PRINT" YOU HAVE BEEN":
LOCATE 1,4:PRINT" DISQUALIFIED FOR
":LOCATE 1,6:PRINT" DRIVING TOO SLO
WLY."
4820 PEN 2:LOCATE 6,20:PRINT"PRESS FIRE"
4830 OS=INKEYS:IF OS="X" THEN 4840 ELSE 4
830
4840 GOSUB 4690:RUN 120
4850 REM * Check For Collision *
4860 IF a<9 AND rc=1 THEN carpas=carpas-
1:GOTO 1900
4870 IF a>9 AND rc=2 THEN carpas=carpas-
1:GOTO 1900
4880 rc=0:cp%=0:RETURN
4890 REM * Player Car Ride Off Into Dist
ance *
4900 LOCATE 4,19:PAPER 5:PRINT"
":LOCATE 5,18:PRINT"
":LOCATE 7,17:PRINT"
"
4910 LOCATE 10,16:PEN 10:PRINT cbs
4920 FOR i=1 TO 200:NEXT i
4930 LOCATE 10,16:PRINT" "
4940 LOCATE 10,15:PRINT cbs
4950 FOR i=1 TO 200:NEXT i
4960 LOCATE 10,15:PRINT" "
4970 LOCATE 9,14:PRINT cbs:FOR i=1 TO 20
0:NEXT i:LOCATE 9,14:PRINT" ":LOC
ATE 10,13:PRINT ca$:FOR i=1 TO 200:
NEXT i:LOCATE 10,13:PRINT" ":RETUR
N
4980 REM * Demonstration Mode *
4990 dems="on":RETURN
5000 REM * Control Demonstration *
5010 OS=INKEYS:IF OS="X" THEN MODE 1:FOR
i=0 TO 14:INK i,0:NEXT i:BORDER 0:POK
E 40000,1:POKE 40001,1:POKE 40002,1
:RUN 120
5020 IF q=0 THEN GOSUB 780
5030 IF q=0 THEN sp=230
5040 IF PEEK(40001)=4 AND INT(RND*40)=0
THEN GOSUB 4600
5050 IF rc=1 AND a<11 THEN a=a+1:b=b+1:c
dir=2:IF a=5 THEN 5070 ELSE GOSUB 7
50
5060 IF rc=2 AND a>7 THEN a=a-1:b=b-1:cd
ir=1:IF b=16 THEN 5070 ELSE GOSUB 7
50
    
```

```

5070 IF mph>=sp THEN GOSUB 920
5080 IF mph>sp THEN dam=dam+4:GOSUB 1050
5090 IF cdir<>0 AND rc=1 AND a=11 THEN C
LS#2:PRINT#2,cfs;:cdir=0
5100 IF rc=2 AND cdir<>0 AND a=7 THEN CL
S#2:PRINT#2,cfs;:cdir=0
5110 RETURN
5120 REM *****
5130 REM *
5140 REM * End Of Program *
5150 REM *
5160 REM *****
    
```

# Nightingale The Modem

The facts speak for themselves, **Nightingale** is without equal in its field. It is undoubtedly the most popular multi baud rate modem available today. Whatever your communication requirements, the simplicity of use and the versatility of **Nightingale** will enable you to provide a solution whether the need is to extract information from Prestel, send telex's via Telecom Gold, download telesoftware or exchange files, **Nightingale** will do the job and a whole lot more besides.

**Nightingale** operates at the two most popular baud rates 1200/75 as used by both private and public viewdata systems and 300/300 baud for communication with remote mainframe, mini or micro systems. Also available in 'reverse viewdata mode' 75/1200.

**Nightingale** has passed the very rigorous tests required by the BABT and is fully approved for use in the UK. This not only means that you can rely upon the safety of the product because of the stringent manufacturing constraints, but also means that because it is a BABT approved product, you can be assured that your application to Telecom Gold, Prestel etc., will not be refused.



APPROVED for use with telecommunication systems run by British Telecommunications in accordance with the conditions in the instructions for use.  
T S/2592/3/E/500065

## The Software - COMMSTAR

A fitting partner for the Nightingale modem, this software has been developed to meet the demands of the discerning Amstrad User. With its powerful combination of Viewdata and ASCII terminal capabilities contained on Eprom. It will allow you to use to the full, the versatility of the Nightingale modem in accessing information from Prestel, sending or receiving files, or sending telex messages etc. It fully supports Dynamic Screens and also Telesoftware downloading from the Amstrad Database from Viewfax. Mode 0 is used to allow all eight colours to be used including flashing and double height characters to be displayed. 12 User function keys are used and Passwords and identity codes etc., may be programmed in using these. It comes complete with Dual channel RS232 Interface which can also be used for serial printers, plotters etc.

## The Competition



Pace have linked with the premier computer information provider on Prestel, MICRONET and Virgin Atlantic Airlines, all pioneers in their own fields, to offer you a challenge. A chance to try out your skills using your modem and play the 'Pace round Britain Quiz' on Micronet, and in so doing, an opportunity to win a fabulous holiday for two in New York. This competition will be open to you between November 1st and February 1st if you buy one of our modems before the end of January. In addition, you will be given, free of charge, a full quarters subscription to MICRONET worth £10, and free registration to Microlink on Telecom Gold.

The prize includes a return flight to New York, 6 nights accommodation in a high quality New York Hotel, and spending money to the total value of £400.

Full details are contained with each modem.

micronet  
800



**Nightingale Modem - Software on ROM-RS423 Interface/Rom expansion card £150 plus VAT**  
Compatible with CPC464, CPC664 and CPC6128



The products and information are available from good quality dealers throughout the country or direct from Pace. Payment accepted by cheque, Access or Visa.

**Pace Micro Technology Ltd.,**  
Juniper View, Allerton Road, Bradford BD15 7AG.  
Tel. 0274 488211 Telex 51564  
Telecom Gold mailbox No. PCE 001 Prestel Mailbox No. 274729306



# Campbell Software Design

## QUALITY BUSINESS SOFTWARE FOR THE AMSTRAD CPC MACHINES

**MASTERCALC:** Spreadsheet program with 3,000 cells, variable column formats, clever formulae, ultra fast and friendly. "Accomplishes more in RAM than xxxxxSPREAD did on disc...another exceptional utility from Campbell for the (CPC) Amstrad machines".

Featured in their Amstrad's TV advertising.

**MASTERFILE:** The complete filing/retrieval system, ultra fast and flexible. "Without question the best database I have ever seen". (Both quotes from Popular Computing Weekly.)

**MASTERFILE EXTENSIONS (MPX):** Lets you send data to TASWORD or other programs, and process your data directly in Basic.

**MASTERCALC EXTENSIONS (MCX):** Extends MASTERCALC just as MPX extends MASTERFILE.

For CPC6128 or RAM-Extended 464/664:  
Special high-capacity editions are now ready which use optimised memory bank-switching.....read on ----->

**MASTERFILE 128** offers 64K file, integral data export, user file processing, and file merge. (No need for MPX)

**MASTERCALC 128** offers 7,000 cells, extra formula functions; conditional terms, and relative cell references. (No need for MCX)

If you already have MASTERFILE 464/MASTERCALC, YES we offer UPDATES; call us for details; and YES your old files will load into the new "128" editions.

Prices	tape / disc
MASTERFILE 464.....	£21.25 / £25.45
MASTERFILE + MPX.....	£26.25 / £29.95
MASTERFILE 128 (disc only).....	£34.90
MASTERCALC.....	£21.25 / £25.45
MASTERCALC + MCX.....	£26.25 / £29.95
MASTERCALC 128 (disc only).....	£34.90
MPX or MCX alone.....	£9.95 / £13.95

Prices include VAT and P&P to anywhere in Europe. Make your cheque payable to "Campbell Systems" or else send or telephone your ACCESS / VISA card number.

**Campbell Systems (Dept AU)**  
57 Trap's Hill Loughton  
Essex IG10 1TD England Tel: 01-508 5058



**NEW**

## RANDOM ACCESS DATABASE

- ✓ **RANDOM ACCESS FILING**
  - ✓ 6000 records
  - ✓ over 1500 characters per record, up to 40 fields
- ✓ **MENU DRIVEN**
  - ✓ easy to use
- ✓ **KEY FIELD**
  - ✓ near instant access
- ✓ **CALCULATIONS**
  - ✓ using ANY valid BASIC expression even for searches and sorts!!
- ✓ **SORT**
  - ✓ fast, ascending or descending
- ✓ **SEARCH**
  - ✓ any number of criteria to build up subset
- ✓ **PRINTING UTILITIES**
  - ✓ unlimited printing formats definable margins, etc.
- ✓ **PRICE**
  - ✓ £29.95
  - ✓ supplied on disc for the Amstrad 464 ✓ 664 ✓ 6128



**MINERVA SYSTEMS 69 SIDWELL STREET EXETER DEVON EX46PH TELEPHONE 0392 37756**

# Hang it on the telephone

**Modem users are a funny crowd. They talk about stop bits and baud rates, parity and protocol. Simon Rockman looks at what you need to do to join them and why.**

If you are a real computer buff you will already have a disc drive or two, and a printer for your 'Straddy, but to fill your Saturday mornings in the local computer shop – and to give yourself something to talk about down at the local computer club – you should consider a modem.

A good system just plugs together and off you go. A modem is an excellent tool in crushing the sceptical question from visitors, the one every computer owner dreads... "Yes but what can it do?"

With a modem you log into Prestel, order a couple of cases of wine, download a free program, check the depth of the snow in St Moritz and the time of the train your visitor has to catch home – and they should be convinced.

Log into Telecom Gold and send a telex to someone on the other side of the planet and they will be reaching for their chequebook.

A modem opens up a whole new facet to home computing. It makes you understand why radio hams spend half their lives in the cupboard under the stairs. Once you can link your computer to other computers there is a whole community to talk to.

There are thousands of other computer owners out there just waiting to chat. There is nothing they would rather do than send a message from their Spectrum, Beeb, Commodore, Apple, Amstrad or Atari to your 'Straddy. It is up to you to reply.

## Get the message across

It is one thing to link two computers together when they are both in the same room, it is quite another to send a message from one computer to another when you have to use the public telephone lines. The simplest method of communication is user to user.

To send a file from one computer to another you ring the person you want to write to, get them to plug their modem in and with suitable jiggery pokery you should be able to send them your chemistry homework, your favourite recipe for lemon ice cream or a copy of the program you have just typed in from *Amstrad User*.

This is fine if you only want to send the occasional file to one person but what if you want to send a lot of files to a lot of different people? They will not always be in at the right time and it would be very time consuming to call 50 friends.

A common way around this is to use a central computer. You upload (send) your file to a central computer and then everyone else can download (receive) the file when they log into the computer at a later date.

On a small scale you can use a bulletin board. This is usually a micro attached to the 'phone by a private individual for the fun of running the service. These system operators (sysops) offer the use of their computers and telephone lines out of the goodness of their hearts. To run a Bulletin Board System (BBS) takes a lot of work – and a fair bit of time – so most users respect this and don't fill the systems with loads of junk or send rude messages.

There are loads of bulletin boards around the country – if you are well known on one you are likely to be known throughout the country.

Micro bulletin boards are slow and limited in disc space but the greatest limitation is that most only allow one caller at a time. Getting through to a popular BBS at cheap rate can take a very long time. A better approach is to use one of the mainframe electronic mail (E-mail) systems.

Mainframe computers are horrendously expensive and it would be a very wealthy sysop who went around offering free usage of a DEC 10. In practice E-mail systems are run to make money. In the UK there are two main systems – Prestel and Telecom Gold. Both are owned by British Telecom, both offer some similar facilities but they are pitched at very different markets.

## All that glisters...

Telecom Gold is primarily a messaging service. You can write and edit documents using Gold and then send them to as many different people as you like with little extra cost. You can get a message from one user and forward it to another. It is simple to reply to a message and easy to look after your account.

In many ways Gold is a grown-up BBS. There are special interest groups (SIGs) and a variety of games. You can send and receive international telexes, link into the radiopaging system or chat to other users.

There are some news services but on the whole Gold is used for person to person comms, particularly in cases where the standard postal system (Snail

Mail) is too slow. If there is a major snag in using Gold it is the price. Even with the cheap MicroLink scheme you need to time your calls carefully and avoid peak rates to keep the bill down. You can contact *Amstrad User* by using Gold on 72:MAG012.

## The power behind the button

Most home modem users will want to use Prestel. This was a system designed to allow anyone with a television and a telephone to log into a computer.


It was initially envisaged that users would only have a numeric keypad to select the page they wanted to read. This meant that the system was divided into two groups, users and information providers (IPs). Users would only want to read the data – IPs would want to display it.

As a result most people access Prestel at 1200/75 baud – that is, information is received at 1200 characters per second (cps) but is sent at an incredibly slow 75 cps. This makes Prestel very difficult to use for electronic mail (unless you only want to send short messages), but ideal for getting the latest news and sport details.

With the boom in microcomputing Prestel has really taken off. Computer owners can send short E-mail messages and even download programs. It is still an IP/user based system but there is plenty of micro-news. The most successful area of Prestel is Micronet 800, aimed at micro users. A rival IP, Viewfax, runs an Amstrad-specific database known as Amsnet. This should improve and grow as the number of Amstrad users mushrooms, but at the moment it seems to lack direction.

Because of its heritage Prestel uses a character set like no other. For a start it is a colour system with eight colours on a 1k page. This means that there is a whole set of characters which mean "change current printing colour to...", a funny selection of graphic squares and a host of control codes.

The system ends up looking like teletext but with a few changes. Dedicated Prestel terminals have special chips to cope with all this and Mode 7 on the BBC Micro emulates Prestel. Anyone who has to write terminal software for a computer without these custom chips faces a daunting task.



## Pace Nightingale/Commstar

Pace has been very successful in selling its modems to BBC Micro owners. Part of this success has been due to the Commstar ROM for the Beeb. When they wanted to sell their modems to the Amstrad computer users they looked around for suitable software and settled on HoneyComm. They renamed the software as Amstrad Commstar but did not make any other changes and the result is that Pace Commstar is just as great as HoneyComm but comes with its own serial interface, all in one box, on the end of a short ribbon cable, a lead to the modem and a pretty good little manual. Included in the package is a free subscription to Micronet and Prestel and free membership to Telecom Gold's MicroLink.

The Pace/Commstar set-up cures all the problems of building a system around the excellent Honeysoft software. The modem has a good reputation, working well and reliably. When the loan agreement with the magazine expires we will have to raid the swear box and buy it.

### Summary

**For** - Features, quality ease of use. **Against** - Top end price. **Conclusion** - The best of the bunch.

## Cirkit

The cheapest set-up is the acoustic coupler from Cirkit. The modem needs a standard telephone and works by attaching a microphone to the earpiece and a speaker to the mouthpiece to send the data down the telephone lines.

This is not the most reliable method being prone to stray noise. The software has been written specially by Honeysoft (more about them later) but lacks some of the more advanced bells and whistles.

The main selling point of the Cirkit set-up is the price - you get a modem, a serial interface and software for £30. This is cheap enough for most people to buy just to see if they like the idea of using a modem without risking a lot of cash. The main limitation is the lack of a telesoftware downloader for Prestel and a simple terminal for Gold.

The serial interface is dedicated to the modem - it cannot be used from CP/M and will not work with other modems or serial printers. Being battery powered you can use the Cirkit set-up without having too many trailing wires but it is expensive to run. The software is supplied on tape unprotected so that it can be copied to disc.

### Summary

**For** - Price, good software. **Against** - Acoustic, really best for Prestel use only. **Conclusion** - A bargain, ideal if you are working to a limited budget.

## KDS Communicator 104

This modem was reviewed in the November issue of ACU. Then we said that it was quite a neat package let down by the software. Well since then KDS have improved on this aspect and the whole feel of the set-up has benefitted.

The Communicator plugs into the expansion port of a 464/664/6128, a lead runs from the modem to a standard BT telephone socket and a power supply is built into the 3-pin mains plug.

The KDS modem is the easiest system for the novice to use. It also has the greatest number of features. There are no knobs or switches on the front of the modem. The baud rate, parity and all the other setting up work is handled by the software.

This means that writing dedicated software, to run your own bulletin board for instance, is much easier with the Communicator than with a system made of component parts. All the software is in ROM, so you don't have to wait while it loads.

The Prestel emulator is pretty good. It will not handle all the dynamic frames on Prestel and cannot download telesoftware but it uses mode 0 to give all eight colours, has the easiest character set to read and is very fast.

Telesoftware downloading is planned and should be available very soon - we have no doubt it will work. As with the Cirkit set-up it is not possible to use the RS232 interface to drive other modems, printers or talk directly to other computers.

At £153 the KDS 104 offers a lot for the money but still falls a little short on the software side.

### Summary

**For** - A complete system, easy to use. **Against** - Not BT approved. **Conclusion** - Ideal for the user who wants a simple way of getting on-line to a lot of systems.

## Amstrad RS232

The official offering from Amstrad is designed to be simple to use. It is well packaged, with a good manual and the software in ROM. The RS232 specification stipulates a high power consumption, some interfaces will try to draw this current from the computer.

The ROM software uses the standard eight colour mode 0 approach but updates the screen in a funny way. It loops through a table of lines to be updated, making the changes when it gets to them. This means that you could miss some movements in a dynamic frame, although the end result will always be accurate.

There are no facilities for telesoftware downloading. The worst aspect of this software is the speed of the keyboard scan. There is quite a delay between you pressing a button on the keyboard and that character being sent to Prestel. If you log in at a time when Prestel is very busy the system becomes almost too slow to use.

The Amstrad RS232 has a host of RSXs. These make it easy for you to write your own little programs using the device. There is a special file transfer protocol which makes it easy to send programs to other Amstrad owners. The set-up on the front cover shows the Amstrad RS232 with a HoneyComm ROM inside, connected to the WS 3000. This is a very nice set-up but is very expensive and means opening up the RS232 case.

### Summary

**For** - Amstrad name, powered hardware. **Against** - Slow Prestel, limited terminal. **Conclusion** - Only really suitable for control applications.

## Skywave/Modem House

The Skywave serial interface has been around for a very long time, so it is surprising that we were told that we couldn't have one until the software was finished. It then transpired that Skywave, like KDS, prefer to carry on adding to their software, offering updates as and when customers want them. This works well if you handle the administration correctly and Skywave certainly seem to have their share of happy customers.

The interface works, but only from Amsdos. You cannot use any of the CP/M software designed to drive a serial device. It suffers from being in a box designed to fit on the back of a 464, so anyone with a 6128 will either have to rest the computer on a large book or use a Heath Robinson-type bodge which is sold by Skywave.

The software is in an on-board ROM. Written in Forth it uses a run-time interpreter and is tight on space and so Skywave are moving to a larger ROM. The software is very poor - its only saving grace is that it can download telesoftware. The Prestel uses mode 1 but without any stipples, it does not handle dynamic frames properly and would be almost impossible to use to send a mailbox with any detailed graphics.

Modem House are selling the Skywave interface with a Voyager 7 modem which they claim is BT approved. This is very hard to believe. Approval is very difficult to get - as the modem is too new to have gone through the tests it does not carry an approval sticker (this is an offence regardless of whether it is approved

or not) and the Voyager 7 will auto-dial. BT are very fussy about people using auto-diallers which clog up their lines and getting approval for a system like this would take ages. At the Amstrad Show Modem House were using phoney green stickers which make a mockery of any attempt to regulate the use of modems.

The Voyager is very cheap - perhaps with the right software it would make a nice, if unapproved system. The Skywave interface is expensive and limited, it does offer a parallel port but this is not worth paying twice the price of a rival system for. The modem may be worth looking at, the interface isn't.

## Summary

**For** - Not a lot. **Against** - Price, no Xmodem, no CP/M, crude. **Conclusion** - overpriced.



## Honeysoft

Honeysoft is a small company which specialises in Amstrad software and peripherals. The quality of its work is second to none but building a system means that you need to know what you are doing.

A minimum system would consist of a serial interface, a modem from another manufacturer and the right software.

If you want to use ROM based software you will also need a ROM board. An ideal modem to use this with is the WS 3000 from Miracle Technology (shown on the front cover). The hardware does not need any power (although whichever modem you choose will probably have its own mains plug).

The Honeysoft software is undisputedly the best Amstrad comms software around. There are two programs, HoneyView and HoneyTerm, which together form HoneyComm.

HoneyView works with all the dynamic pages on Prestel and downloads telesoftware perfectly. There is a frame buffer which allows you to save and edit pages, store them and flip through when you come off line. All the controls are accessed through a series of menu windows.

You can define function keys to reduce the time it takes to get back to menus or pages you often select. If you send a lot of mailboxes you can use the function keys to hold strings of often-used phrases. You can load and save the key definitions to tape or disc.

To overcome the problem of producing a good eight colour 40-column display HoneyView offers a mode 0

display, like the Communicator, and a mode 1 display which gives more readable characters but doesn't look as good. In mode 1 you can choose the foreground colours and a stippling effect goes some way to producing the missing colours.

HoneyTerm emulates an Ampex terminal. This is VT100 compatible and should work with the majority of mainframe systems. It has some added features, the main one being a review mode. When text scrolls off the top of the screen a copy is kept in memory. You can have more than 10 screenfuls stored before it starts to delete the first stuff.

This buffer can be saved to disc and is very useful when using Gold. You can read a long letter and reply to any points in it by just swapping between the letter and your reply. You can send program files from one computer to another using the Xmodem standard or just a simple Ascii transfer for text. We regularly use HoneyTerm to send magazine articles from one place to another.

The overall package of a HoneySoft interface, Romboard and HoneyComm is certainly attractive, but the need to buy other bits separately and maybe make your own lead may put off some people. The lack of a case for the interface looks unprofessional.

## Summary

**For** - The best software. **Against** - Fiddly to set up, expensive. **Conclusion** - Best bet for tekkies.

# More than a word for less than



## THE AMSTRAD PERSONAL

Don't look at the price of the Amstrad PCW 8256 or you won't believe what is to follow.

Because the PCW 8256 is a complete wordprocessing system and a complete personal computer at a completely unbelievable price.

### It's a powerful wordprocessor.

The PCW 8256 is totally equipped for wordprocessing. It has a high resolution screen with 90 columns and 32 lines of text. That's 40% more usable display area than most PC's.

There's a high speed RAM disc that allows you to store and retrieve information instantaneously, as you're creating a document.

The 82 key keyboard is specifically designed for wordprocessing. Its special function keys allow you to



refer to "pull down" menus as you work, so you don't have to memorise complicated codes. This simply means it's easy to use.

And the PCW 8256 has an integrated printer, with compatible software that gives you a choice of letter quality and high speed drafting capabilities.

Finally there's an automatic paper load system, as well as tractor feed for continuous stationery. All for the price of an electric typewriter.

### It's a powerful computer.

The PCW 8256 is more than a wordprocessor. It's also a purpose built computer with an enormous 256k memory.

By employing the CP/M\* Plus computer operating system with 61k TPA, it opens the door to over 8,000 commercial software packages. If that's

# Wordprocessor, a typewriter.



## COMPUTER WORDPROCESSOR

not enough, for the real computer buff, a combination of the powerful Mallard basic, Dr Logo and GSX Graphics system extensions will mean you can write your own programs. There's also an optional combined serial and parallel interface, that gives you access to modem, additional printers and other peripherals. And you can even add an extra 1 M byte drive.

So even if you started off just wanting a wordprocessor it won't be long before you'll be hooked on the compelling possibilities of micro-computing.

Now you can look at the price. The Amstrad PCW 8256 costs just £399 + VAT. It's a lot less than you'd expect to pay for a lot more than a wordprocessor.

**DEMONSTRATION AT DIXONS**

NEAREST OR GOOD COMPUTER OR OFFICE EQUIPMENT DEALER.

Please send me some more information about the PCW 8256

Home user   
Office user   
(Please tick)

Name \_\_\_\_\_

Address \_\_\_\_\_  
\_\_\_\_\_  
\_\_\_\_\_

Company \_\_\_\_\_

**Amstrad PCW 8256**  
Amstrad, P.O. Box 462, Brentwood, Essex CM14 4EE. Tel: (0277) 228888.

\*CP/M is a trademark of Digital Research Inc.

ACU3/86

## Roland Takes a Running Jump

### PART 4

**Last month we produced the core of a game which ran and a program which allowed you to design screens for the game. Now it is time to see what makes 'Roland takes a running Jump' tick. Bytes by Keith Wilson and Marcus Sharp. Words by Peter Green.**

Roland takes a running jump was written to include a set of nine sheets which make up a data file like the one you will have from the room designer program listed last month. We had intended to list these rooms this month but the program turned out to be so long that it would have taken over the magazine. As a compromise we have listed the source code, explaining how the machine code works and left the rooms out. If you want the original rooms then we will send you a copy of the listing. Just drop an SAE in the post to us and we will let you have a copy of a program to create the rooms.

### Decoding the code

Normal people can stop reading now, and start typing: the rest of you masochists can carry on with the explanation of how the remaining machine code works. Listing 1 is the beast in question, and it is assembled at &8000: the data for all the levels is loaded at &4000. The total length of data for one floor is 820 bytes, consisting of the values for the three variable inks (six bytes), the start coordinates for Roland, two sets of monster data as described above, and the 760 bytes which hold the block map of the level. We now have a 40 by 19 play area, not 40 by 16. We managed to squeeze a bit more into the screen, which makes the design possibilities more versatile.

The entry point for the code is at line 400. We don't strictly need the ENT directive here, as the routine isn't self-running but is always called from the Basic program. Maxam users will have to drop it anyway because it isn't a recognised directive. They'll also need the dots in front of the labels print and end as these are reserved words.


The first set-up routine simply initialises the start level (this value is POKed into place by the Basic program, allowing you to start at any point in the game), the number of lives (cheats can alter to suit), and the pointer to the data for the Roland sprite to be displayed (there are two, one facing left, the other right). The mode and border colour is set, INK 1 is set to white, the



text pen is set to INK 1 and the four headings for the game information printed; that is, the number of lives left, the number of objects collected, the current level and the amount of energy Roland has left.

Each of these text strings is printed using the subroutine print, which is entered with HL containing the screen coordinates at which printing is to start, IX pointing to the first letter of the text, and B containing the number of letters to print. The routine just sets the text cursor to the HL value and prints B letters: nice and simple. The JP in line 930 means that the RETurn in line 1280, at the end of the print routine, acts as a return for the setup1 routine. If XXXX is a subroutine, then JP XXXX has the same effect as CALL XXXX: RET but saves a byte (unless you're doing naughty tricks with the stack that mess up the return addresses). Routine setup1 is only called once, at the start of the whole game.

At line 410 setup2 is called, and this is done at the start of each new level. It resets the counts for objects collected, and Roland's fall status (some exits are only accessible if you drop onto them). The energy level is reset to its maximum of 254, and the energy count to 2: we'll see what happens to these values later. The numerical values are printed out by the subroutine info at line 5130, which is also called at various times during the game to update these values as necessary (when an object is collected, for example). This routine takes the binary values of the variables (which are always in the range 0-9) and adds 48 to obtain the correct Ascii code for the digits 0-9. The firmware routine TXT WR CHAR is then used to print the numbers at screen positions set by TXT SET CURSOR.



Next, `setup2` calls a firmware routine `SCR FLOOD BOX` to draw the rectangular strip that displays how much energy is left (line 1090). Then the routine is called that draws the background for this level onto the top 19 rows of the screen. This routine is called `putbak` and it starts at line 5320, but its action needs a lengthy explanation so we'll return to it later. After drawing the background, the counts for the path lengths of each monster are initialised from the monster data at `m1` and `m2` (lines 130-140). Finally the text pen is set to `INK 1`, and the Roland and monster sprites are drawn on-screen by the `putrol` and `putmon` routines. This concludes the `setup2` routine.

## Back to putbak

Now to cover the printing of the current background. First, `putbak` calculates where in the data table the 820 bytes for the current level can be found (lines 5320-5400). Then the values for the three variable `INKs` (0, 2 and 3) are obtained from the table and sent to the hardware using the firmware routine `SCR SET INK` (lines 5410-5570). This means each level can have its own colour scheme. Then the next 774 bytes of data are copied from the data table into the variable work area (lines 110-150). Next, the title for the screen is displayed, 40 characters (including leading and trailing spaces added by the screen designer program to centre it) which are printed underneath the playing area (lines 5650-5790).

Now the program has to place all the background graphics on the screen. It does this in a similar way to the sprite-drawing routine back in Part 1, by copying pre-encoded data directly into the screen RAM. Again, this allows multi-coloured characters to be displayed with the minimum of fuss. The screen data for the background blocks appears at lines 6570-6820 in the listing. The routine that puts a block on screen is called `putblk` (no kidding!) and starts at line 6010. It expects to find a block number in the `A` register, and the screen address of the top left-hand corner of the block in `DE`.

The action of `putblk` is as follows. After saving the `HL` and `BC` counters from `putbak`, the type of block is examined to calculate how far into the block data we have to index to find the right graphic. If the block is zero, representing empty space, we can skip the next bit of program because the index is zero (first entry in the block table). Otherwise, we check bit 7 and if it is not set, the floor isn't of the melting type. So we now go into a loop starting at `bk_lp1`, rotating the `A` register to the left and incrementing `B` (initially zero) until the carry is set. As you'll remember from Fig. 1 last month ordinary objects are represented by a single bit set in the block code. So once this loop terminates, `B` contains a number corresponding to the position of the block in the block table. For example, `B` is 2 for a thick floor, because a thick floor has the second bit from the left set.

Now `B` is put into the `A` register and multiplied by 16, because each graphic in the block table contains 16 bytes. At `bk_lp3` this index value is moved into `BC` as a 16-bit unsigned number and added to the start of the block table in `HL`, to give the actual address for the graphic data. Finally the code at lines 6220-6350 transfer the graphic data into the screen, before restoring the saved registers and returning.



Suppose, however, that the block was a melting floor. Here we do something different, and slightly at variance with the information given in the December issue in Fig. 2. If bit 7 is set, it does mean that the floor is melting, but also that the whole block number is the complement (inverse) of an offset into the block graphic lookup table (that is, the offset which we had to calculate for all the other 'normal' blocks above). Line 6080 recovers this offset with a `CPL` command (this inverts all the bits in the `A` register), then jumps straight to the absolute address calculation at `bk_lp3`, line 6180.

The point of all this is that an 'unmelted' melting floor is stored with a character value of 239, `&EF`, or `%11101111`, which inverts to `%00010000`, or 16. This is the correct offset into the block character table for the melting floor graphic, so the whole graphic block gets printed. However, for each time period that Roland stands on a melting floor, 4 is added to the block number in the `fdat` work area. So the block numbers for a melting floor cycle through 239, 241, 245, 249 and 255. The inverse of these gives 16, 12, 8, 4 and 0, so as the floor melts, the table offset decreases: thus the block gets drawn as partly the empty space (the character before it in the table), and partly the melting floor graphic. This gives the effect of the floor gradually sinking, and when it is finally gone (value 255), the offset is zero, the whole of the space graphic is printed, and the floor is now just an empty space. Neat though this is, it does slightly complicate the 'see what's there' routines as both 0 and 255 represent empty air.

One last small point: Lines 5840-5870 aren't really necessary. They're there as a leftover from an early version of the screen designer program, which stored the block data as powers of two only. For the above system to work, a virgin melting floor block had to be converted from 128 to 239 in the `fdat` map. If you look at the final version of Designer (listed last month), line 270 does this conversion too.

## The game of the name

And so to the main game loop for Roland (lines 420-610). First off, we count 14 TV frames to slow the game down to manageable speeds, then erase Roland (putrol does this job too because we're EXORing the screen: see Part 1 of the series). Next we look at a variable, jmpcnt. Roland's jump is split into two parts: the parabolic curve as he leaps into the air and falls back to the same level, and thereafter a vertical plunge (x velocity zero). This is not textbook physics but makes programming easier! The curved part is measured by jmpcnt: if Roland is moving up, there's no point in CALLing the joystick input and 'fallen to his death' routine (line 480 checks this). If Roland is moving downwards or on the level, this routine checks out what's underfoot and the state of the joystick, adjusts Roland's velocities accordingly (as we discussed last time), and kills Roland if he's fallen too far onto a solid surface.

If Roland isn't dead, the rest of the loop is straightforward. In turn, the program: moves Roland's coordinates; checks if Roland has hit a disc, the exit, a plant or one of the monsters, and if so deals with it; puts Roland back on screen at his new position; for smoothness, waits for the next flyback; erases the monsters; moves them on their predetermined paths; decreases the energy bar (killing Roland if time has run out); replaces the monsters in their new positions; checks if Roland has hit a monster (killing him if so); tests the ESC key and quits if it's pressed; and then loops back to the label 'game' to do it all again. Now we'll examine each of the routines mentioned above.

## The fall guy

The cunning part of the rolacc routine (lines 1980-2760) was discussed in December. The additional lines you see here deal with melting floors and falling. Melting floors are handled by lines 2090-2240. First, if the floor block character from fldat is all 1s, ie wholly melted, it counts as empty space and a jump is made to the falling routine at line 2670. Otherwise the value of the A register is altered (by 4) to represent the next stage of the melting process, this value replaced in the fldat table, and the putblk routine used to draw the new floor graphic on screen.

If Roland is standing on solid ground, lines 2260-2300 check if he got there by falling more than four character heights. If he did, the death routine is invoked because he's broken his neck! Otherwise the fall counter is reset to zero. Finally, if Roland is dropping in free fall, the routine at line 2670 is used. The fall velocity is set at 1 (this is not the system suggested in part 2, with an accelerating drop, but makes the programming much easier). If Roland is falling back from the peak of his jump towards the level he started from, the routine quits here (so Roland also travels left or right if he was moving that way when he jumped). Otherwise, Roland is on the straight, vertical section of his fall, so the x velocity is zeroed in line 2730 and the fall count incremented.

## Move it all about

The Roland sprite movement routines at 3270-3780 are quite straightforward. Checks are made to prevent Roland moving off the right or left edges of the screen (lines 3300-3350 and 3470-3480). Then, the routine labelled 'find' is called to check the contents of the two

locations Roland is attempting to move onto (as Roland is two characters high, remember): this is done at lines 3360-3460 and 3490-3580 for right and left movement respectively. Roland isn't allowed to move onto a solid block, or 'thick floor' as we've called it, which is indicated by bit 6 of the fldat entry being set to 1.

Finally, if the variable jmpcnt isn't zero, showing that Roland is jumping, its value is decremented.

## Check it out

The check routines are equally straightforward. The find routine is used again to see what Roland is now actually touching (again, he covers two character positions). If bit 1 is set, a disc is being touched: lines 4420-4660 increase the object count and displays the change in the information box, makes a suitable sound, checks whether the disc was under Roland's head or feet, and removes it from the corresponding location on the screen. If a deadly plant is being touched, the death routine is invoked without further ado. Finally, if the exit is being touched, the object count is checked and, if all five discs have been collected, the level is incremented (wrapping back to 1 if we're on Level 9 already). The victory sound is made, there's a long pause, and the program jumps back to gm\_lp1 to set up things for the new level.



## Mobile monsters

The monsters move in straight lines and are able to cross over any type of background character, so their movement routine at lines 3830-4080 is quite simple. Each monster has its x and y positions altered by the magnitude of its x and y velocities. The count (which is the length of the monster's path) is decremented and, if it has reached zero the monster is at the end of its path. The count is reset to its start value and the x and y velocities have their directions reversed (using NEG), which sends the monster back in the other direction.

## Energy losses

Decene, another simple routine at lines 1760-1930, knocks a strip one pixel wide off the end of the energy bar every two passes round the overall game loop (ecount counts the number of passes). As the strip starts out 254 pixels long, each level must be completed within 508 game loops (about one and a half minutes). If the time runs out, Roland croaks.

## Touch and go

Finally, lines 4680-4900 check whether Roland is overlapping either of the monsters. For each monster, the routine compares Roland's x coordinate with the monster's. If it isn't either the same, or one larger (remember Roland is only one character wide, the monsters are two characters), then Roland can't be overlapping and the routine exits. Otherwise, at line 4800 the y coordinates are retrieved and a similar comparison made. A match here means Roland and a monster have at least one character position in common, and a jump is made to the death routine.

Listing 1

```

10 ; ***** ROLAND TAKES A RUNNING JUMP *****
20 ; ** Code by Keith Wilson & Marcus Sharp *****
30 ; *****
40
50
60 ORG 8000
70
80 bakdat EQU 84000 ;start of floor data
90 baklen EQU 820 ;length of data for one floor
100 level DEFB 0 ;current floor number
110 ry DEFB 0
120 rx DEFB 0 ;Roland's coordinates
130 m1 DEFS 6 ;monster 1's data
140 m2 DEFS 6 ;monster 2's data
150 fldat DEFS 760 ;screen work space
160 count1 DEFB 0 ;monster 1's count
170 count2 DEFB 0 ;monster 2's count
180 rvy DEFB 0
190 rvx DEFB 0 ;Roland's x and y velocities
200 jmpcnt DEFB 0 ;count for jumps
210 falcnt DEFB 0 ;characters Roland has fallen
220 objcol DEFB 0 ;number of objects collected
230 lives DEFB 0 ;Roland's lives left
240 energy DEFB 0 ;Roland's energy
250 ecount DEFB 0 ;count for energy
260 rolspr DEFW 0 ;Roland's sprite address
270
280 text1 DEFW "Lives:0Objects:Level:Energy.."
290
300 ;table of sounds
310 sd_jmp DEFB 1,1,1,48,1,0,15,30,0
320 sd_get DEFB 4,1,0,100,0,0,15,60,0
330 sd_die DEFB 135,0,0,0,9,15,14,200,0
340 sd_end DEFB 135,0,1,48,1,0,14,150,0
350
360
370 ;MAIN GAME LOOP
380
390 ENT $
400 CALL setup1 ;set up variables for start of game
410 gm_lp1 CALL setup2 ;set up more variables
420 game LD B,14 ;count to slow the game down
430 gm_lp2 CALL 80D19 ;MC WAIT FLYBACK - wait for a frame flyback
440 DJNZ gm_lp2 ;and again until count runs out
450 CALL putrol ;erase Roland
460 LD A,(jmpcnt)
470 SUB 3
480 CALL C,rolacc ;handle input if Roland's not going up
490 CALL move ;move the sprites
500 CALL check ;check for any special circumstances
510 CALL putrol ;print new Roland
520 CALL 80D19 ;MC WAIT FLYBACK
530 CALL putmon ;erase the monsters
540 CALL monmov ;move the monsters
550 CALL decene ;decrease energy
560 CALL putmon ;print the monsters
570 CALL monchk ;check for Roland hitting a monster
580 LD A,66 ;is the ESC key pressed?
590 CALL 80B1E ;KM TEST KEY
600 JR Z,game ;if not pressed, loop round
610 .end JP 80000 ;clear key buffer
620
630
640 ;SET UP VARIABLES FOR GAME
650
660 setup1 LD A,1
670 LD (level),A ;set start level
680 LD A,4
690 LD (lives),A ;set Roland's lives
700 LD HL,rollft
710 LD (rolspr),HL ;set Roland's sprite address
720 LD A,1
730 CALL 80C0E ;SCR SET MODE - select Mode 1
740 LD BC,80000
750 CALL 80C38 ;SCR SET BORDER - to black
760 LD A,1
770 LD BC,81A1A
780 CALL 80C32 ;SCR SET INK - ink 1 = white
790 LD A,1
800 CALL 80B90 ;TXT SET PEN - to ink 1
810 LD IX,text1 ;message text address
820 LD B,7
830 LD HL,80517 ;data for 'Lives' text
840 CALL print ;print text
850 LD B,8
860 LD HL,81117 ;data for 'Objects' text
870 CALL print ;print text

```

```

880 LD B,6
890 LD HL,81E17 ;data for 'Level' text
900 CALL print ;print text
910 LD B,8
920 LD HL,80119 ;data for 'Energy >'
930 JP print ;and print it
940
950 setup2 XOR A
960 LD (objcol),A ;set objects collected to 0
970 LD (falcnt),A ;reset fall count
980 LD (jmpcnt),A ;and jump count
990 LD A,254
1000 LD (energy),A ;set initial energy
1010 LD A,2
1020 LD (ecount),A ;set energy count
1030 LD HL,rolrgt
1040 LD (rolspr),HL ;set initial Roland sprite
1050 CALL info ;print information
1060 LD C,255
1070 LD HL,51008 ;set up registers for
1080 LD DE,84008 ;size and colour of energy bar
1090 CALL 80C47 ;SCR FLOOD BOX - paint energy bar
1100 CALL putbak ;print the background
1110 LD A,(m1+4)
1120 LD (count1),A ;start monster 1's count
1130 LD A,(m2+4)
1140 LD (count2),A ;and same for monster 2
1150 LD A,1
1160 CALL 80B90 ;TXT SET PEN - to ink 1
1170 CALL putrol ;plot some dummy sprites
1180 JP putmon

```



# FEATURES

```


1190
1200
1210 ;PRINT A MESSAGE, LENGTH B, POSITION H,L AND WITH TEXT AT IX
1220
1230 .print CALL &BB75 ;TXT SET CURSOR - set cursor position
1240 pr_lp1 LD A,(IX) ;get character
1250 CALL &BB5A ;and print it
1260 INC IX ;increase pointer
1270 DJNZ pr_lp1 ;and carry on until all done
1280 RET
1290
1300
1310 ;XOR ALL SPRITES TO SCREEN
1320
1330 putrol LD HL,(ry) ;get Roland's coords
1340 CALL &BC1A ;SCR CHAR POSITION - get screen address
1350 LD DE,(rolspr) ;sprite address
1360 LD BC,&B210 ;sprite size
1370 JP plot ;print the sprite
1380
1390 putmon LD IY,m1
1400 CALL monplt ;XOR monster 1
1410 LD IY,m2
1420 monplt LD DE,64 ;size of each graphic
1430 LD HL,monstab ;start of graphics
1440 XOR A
1450 SBC HL,DE ;minus one graphic
1460 LD B,(IY+5) ;get monster graphic number in B
1470 mn_lp1 ADD HL,DE ;add offset for 1 graphic
1480 DJNZ mn_lp1 ;for each monster number
1490 EX DE,HL ;put graphic address in DE
1500 LD H,(IY+0) ;get x coord.
1510 LD L,(IY+1) ;get y coord.
1520 CALL &BC1A ;SCR CHAR POSITION - find screen address
1530 LD BC,&B410 ;width and height of monster
1540 plot PUSH BC ;save width and row counter
1550 PUSH HL ;save address of current row start
1560 do_row LD A,(DE) ;get byte of graphic data
1570 XOR (HL) ;XOR it with the contents of screen
1580 LD (HL),A ;put new screen data back into screen
1590 INC HL ;step screen address right one byte
1600 INC DE ;point to next byte of graphics data
1610 DJNZ do_row ;loop back until whole row plotted
1620 POP HL ;fetch screen address of row start
1630 LD BC,&B800 ;offset of 2048 bytes to next row
1640 ADD HL,BC ;add offset to screen address
1650 JR NC,no_cor ;no carry, so no correction needed
1660 LD BC,&CB50 ;correction factor for wrap-around
1670 ADD HL,BC ;add correction
1680 no_cor POP BC ;fetch width and row counter
1690 DEC C ;decrement row counter
1700 JR NZ,plot ;loop back until all rows plotted
1710 RET
1720
1730
1740 ;DECREASE ENERGY BAR AND CHECK IF TIME HAS RUN OUT
1750
1760 decene LD HL,ecount ;point HL to energy counter
1770 DEC (HL) ;decrease it
1780 RET NZ ;if still some time left, return
1790 LD (HL),2 ;recharge count
1800 LD A,(energy)
1810 LD E,A
1820 LD D,B ;put energy in DE
1830 LD HL,64
1840 ADD HL,DE ;get x position
1850 EX DE,HL ;put it into DE
1860 LD HL,1 ;start y coord.
1870 LD BC,6 ;end y coord.
1880 LD A,B ;encoded ink
1890 CALL &BC62 ;SCR VERTICAL - remove pixels from end of e-bar
1900 LD HL,energy ;point HL to energy left
1910 DEC (HL) ;decrease it
1920 RET NZ ;if still energy left, exit
1930 CALL dead ;else kill Roland
1940
1950
1960 ;MOVE ROLAND ABOUT
1970
1980 rolacc LD A,(rx) ;get Roland's x coord.
1990 LD C,A ;put it into C reg
2000 LD A,(ry) ;get Roland's y coord.
2010 LD B,A ;put it in B
2020 INC B
2030 INC B ;go down 2 squares
2040 CALL peek ;see what's there
2050 AND BEC ;lose irrelevant bits
2060 JR Z,fall ;if zero, then Roland is falling
2070 BIT 7,A
2080 JR Z,mr_lp1 ;if not on a sinking floor, exit
2090 CALL peek ;re-check position
2100 AND 127
2110 CP 127
2120 JR Z,fall ;if floor has sunk, fall too
2130 SET 7,A ;make floor melting again
2140 ADD A,4 ;and move it down
2150 LD (HL),A ;then put this in the map
2160 PUSH AF
2170 LD H,C
2180 LD L,B ;put position into HL
2190 CALL &BC1A ;SCR CHAR POSITION - and find its address
2200 EX DE,HL ;put it into DE
2210 POP AF
2220 PUSH AF
2230 CALL putblk ;and print the new floor
2240 POP AF
2250 mr_lp1 PUSH AF ;push 'ground' onto stack
2260 LD A,(falcnt) ;get fall count
2270 SUB 5
2280 JR NC,dead ;if fallen more than 4, die
2290 XOR A
2300 LD (falcnt),A ;else reset count
2310 CALL &BB24 ;KM GET JOYSTICK - test the joystick
2320 POP DE ;pop 'ground' off stack into D
2330 LD HL,rvy ;point HL to y velocity
2340 LD B,B ;assume zero velocity to start with
2350 BIT 4,A ;fire button pressed?
2360 JR Z,newrvy ;if not, load y velocity with zero
2370 PUSH AF
2380 PUSH HL
2390 LD HL,sd_jmp
2400 CALL &BCAA ;SOUND QUEUE - else make sound
2410 LD A,4
2420 LD (jmpcnt),A ;set count for the jump
2430 POP HL
2440 POP AF
2450 LD B,-1 ;set jump velocity
2460 newrvy LD (HL),B ;store new y velocity
2470 LD E,A ;store joystick byte
2480 OR D ;merge with conveyor belt bits
2490 BIT 7,D
2500 JR Z,notmlt ;if not on melting floor, skip over
2510 LD A,E ;if so, only use left & right
2520 notmlt AND BC ;mask off unwanted bits
2530 LD HL,rvx ;point HL to Roland's x velocity
2540 LD B,B ;assume zero velocity to start with
2550 JP PE,newrvx ;and load this if parity is even
2560 LD B,1 ;else load B with right x velocity
2570 LD DE,rolrgt
2580 LD (rolspr),DE ;set sprite address
2590 CP 8 ;check if Roland is moving right
2600 JR Z,newrvx ;and store this if he is
2610 LD B,-1 ;else make B=left velocity
2620 LD DE,rollft
2630 LD (rolspr),DE ;set sprite address
2640 newrvx LD (HL),B ;store new x velocity
2650 RET
2660
2670 fall LD A,1
2680 LD (rvy),A ;set velocity for falling
2690 LD A,(jmpcnt) ;get jumpcount
2700 AND A
2710 RET NZ ;exit if jumping
2720 XOR A
2730 LD (rvx),A ;zero x movement
2740 LD HL,falcnt ;fall count address
2750 INC (HL)
2760 RET
2770
2780 peek CALL locate
2790 LD A,(HL)
2800 RET
2810
2820 poke CALL locate
2830 LD (hl),A
2840 RET
2850
2860 locate PUSH AF ;save AF
2870 PUSH BC ;save x,y coords
2880 LD DE,60 ;width of one floor
2890 LD HL,fl-dat-40 ;point to 1 floor before level data
2900 INC B
2910 addrow ADD HL,DE ;add on row length
2920 DJNZ addrow ;once for each row
2930 ADD HL,BC ;add column number
2940 POP BC ;restore BC
2950 POP AF ;and AF
2960 RET ;HL points to byte in fl-dat table

```

# ROMANTIC ROBOT present



Where can you find a unique combination of arcade and adventure played within an intricate maze of over 250 hi-res colour screens with superb graphics and animation, stereo music and sound effects, dozens of creatures and objects including flying spider invaders and lurking killer spiders, flobs from outer space, intelligent ants, erratic wasps, moving floors and rising heads, lifts in bottomless shafts, various keys to various doors, spaceships, acid drops and acid helmets, ant sprays, moneybags, parachutes, energy replenishable with milkshakes, bowls of cherries, iced buns, apples, cups of tea, cornflakes and ice-cream?



All this and much more in the greatest ever maggot marathon, in the combat against time and fellow maggots where there are many routes to the finish, where you will go through Hell, Dungeons, Garden, Mansion, Underground, Basement, Scrubland and Planet Surface, where each object can play a vital role, where the hazardous labyrinth race requires all your arcade skills, quick fingers, fast thinking, perfect timing, problem solving logic, orientation and also a good sense of humor. ALL THIS AND MUCH MORE in the



## Wriggler



You ain't seen yet!

'If you've any sense you'll order your copy now.' PCN

'Well worth buying.' ZX Computing

'The graphics, animation and choice of colour are superb.' Crash

'One of the best games for any machine I've seen for very long time.' PCN

'Overall, a very good game worth buying.' Crash

'The amount of different screens makes the game very playable, enjoyable, and more importantly, addictive. I would recommend this to any child between the ages of 8 and 80.'

Graphics 9/10 Sound 9/10 Value 10/10 Playability 10/10  
Computer & Video Games

'It is very different from anything I have seen before.' Crash

'The graphics and sound are excellent and the game is totally addictive.'

'Great game, good music, well recommended.' What Micro

'The graphics are excellent.' Computer Gamer

'Wriggler is a totally original game.' Crash

'The game is crazy, the graphics are a delight.'

'The range of problems and the 265 locations lift this well above the norm. A winner.'

'Wriggler is one of the most attractive arcade adventure games I have seen for a very long time.'

'The music is excellent'

## THE MOONS OF JUPITER



**SPECTRUM tape £ 4.95**  
**AMSTRAD tape £ 7.95**  
**disc £ 11.95**

Available from Boots, W.H. Smiths, TBD, Thorn EMI, Centresoft, GEM, R&R, Vanguard Leisure, Warwick Distribution, Micro Dealer, and any good computer stockist or direct from ROMANTIC ROBOT, 77 Dyne Road, London NW6 7DR or phone 0892 834783

### EXPANDABLE INTERFACE FOR THE AMSTRAD CPC464/664/6128

#### DUAL RS232 FULL EXPANDABLE INTERFACE

(For Modems, Printer, Touchpad)

2 Ports - 25 Pin Socket with Modem Handshake  
Signals 5 Pin Domino, uses BBC Serial Cable.  
Dual RS232, 8 Bit Printer port, 8 Bit Parallel 1/0 User Port, Software on Rom, 2 x Sideways Rom Sockets.

**£79.00**

#### CPM FILE TRANSFER SOFTWARE

To enable file transfer from Apricot, IBM, Mainframe. Many other CPM machines. Also enables use of Telecom Gold, Micronet and other information systems.

#### TIMDISC 5 1/4" 2nd DISK DRIVE

Software Portability, can read and write S/S CPM DISKS for IBM and Compatibles. (156K)  
(Please specify for 464/664 or 6128)

**£149.00**

Also Available 3" Second Drive

**£89.00**

#### NEW IBM 5 1/4" DRIVE (6128)

**£249.00**

#### X ROM EPROM PROGRAMMER

With 4 X Sideways Rom socket  
Now available

**£69.00**

**8256 in Stock 6128 in Stock**

### OVER 500 AMSTRAD CASSETTE TITLES OVER 200 NOW ON DISK IN STOCK.

#### FULL BUSINESS SOFTWARE RANGE includes:

6128, 8256, Software - Inc - Wordstar, £119.00		
Neword	<b>£69.95</b>	
Supercalc II	<b>£49.95</b>	Sage Popular Accounts <b>£99.95</b>
Cardbox	<b>£99.95</b>	Sage Payroll <b>£69.95</b>
Turbo pascal	<b>£69.00</b>	Cash Trader <b>£114.95</b>
Nevada Fortran	<b>£39.95</b>	Camsoft Payroll <b>£39.00</b>
Cobol	<b>£39.95</b>	Database <b>£39.00</b>
Pascal	<b>£39.95</b>	Invoicing <b>£39.00</b>
Dr. Pascal	<b>£49.95</b>	Brainstorm <b>£49.95</b>
Quest ABC, Business Suite	<b>£149.95</b>	Touch and Go <b>£29.00</b>

Many other Titles in Stock, Please enquire.

#### SIDEWAYS ROMS

Arnor Maxam Assembler on Rom	<b>£49.00</b>
Arnor Maxam Rom (fits Timatic Interface)	<b>£39.00</b>
Arnor Disc Utility on Rom	<b>£29.95</b>
Arnor Word processor on ROM	<b>£39.95</b>
Micro Power Rom Card	<b>£39.00</b>
Micro Power Toolkit Rom	<b>£39.00</b>
Prestel Rom (fits Timatic Interface)	<b>£19.95</b>

All the latest games as soon as released.

Speech Synthesizers - from £29.95

#### TAPE TO DISC TRANSFERS

MODEMS, CPC464, CPC664, CPC6128, PRINTERS  
AMSTRAD RS232 - £49.00



PLEASE SEND SAE FOR FULL LIST TO:

MAIL ORDER WELCOME

## TIMATIC SYSTEMS LTD

ALL PRICES INCLUDE VAT.

DEALER ENQUIRES WELCOME

FAREHAM MARKET  
FAREHAM, HANTS

Tel: FAREHAM (0329) 236727  
(0329) 239953



# FEATURES

```

2970
2980 dead CALL putrol ;plot Roland
2990 POP HL
3000 POP HL ;clear stack
3010 LD HL,sd.die
3020 CALL &BCAA ;SOUND QUEUE - make dead noise
3030 LD A,1
3040 LD BC,&0119
3050 CALL &BC32 ;SCR SET INK - flash ink 1
3060 LD B,180 ;count for pause
3070 dd.Lp1 CALL &BD19 ;wait for 1/50th second
3080 DJNZ dd.Lp1 ;and repeat until count runs out
3090 LD A,1
3100 LD BC,&1A1A
3110 CALL &BC32 ;SCR SET INK - reset ink 1
3120 XOR A
3130 LD (fallcnt),A ;reset fall count
3140 LD A,(lives) ;get lives left
3150 AND A
3160 JR Z,vdead ;if none, he is kaput!
3170 DEC A
3180 LD (lives),A ;else store new number of lives
3190 CALL info ;and print them
3200 JP gm.Lp1 ;and start again
3210
3220 vdead JP end ;clear key buffer
3230
3240
3250 ;MOVE SPRITES ABOUT
3260
3270 move LD A,(rvx) ;get Roland's x velocity
3280 AND A
3290 JR Z,mv.Lp1 ;if he is still, skip over
3300 CP 1
3310 LD HL,rx ;pointer to x coord.
3320 LD A,(HL)
3330 JR NZ,mv.Lp3 ;skip over if not going right
3340 CP 39
3350 JR Z,mv.Lp1 ;if already at boundary, ignore
3360 PUSH HL
3370 LD C,(HL) ;get x coord.
3380 INC C ;plus 1
3390 LD A,(ry) ;and y coord.
3400 LD B,A
3410 CALL find ;find out contents of new location
3420 POP HL
3430 BIT 6,A
3440 JR NZ,mv.Lp1 ;if solid, ignore
3450 INC (HL) ;else increase x coord.
3460 JR mv.Lp1
3470 mv.Lp3 AND A
3480 JR Z,mv.Lp1 ;if already at boundary, ignore
3490 PUSH HL
3500 LD C,(HL) ;get x coord.
3510 DEC C ;minus 1
3520 LD A,(ry) ;and y coord.
3530 LD B,A
3540 CALL find ;get contents of new location
3550 POP HL
3560 BIT 6,A
3570 JR NZ,mv.Lp1 ;if solid, ignore
3580 DEC (HL) ;else decrease x coord.
3590 mv.Lp1 LD A,(rvy) ;get Roland's y velocity
3600 LD B,A
3610 LD A,(ry) ;and his y coord.
3620 ADD A,B ;add them
3630 PUSH AF
3640 LD B,A
3650 LD A,(rx) ;get x coord.
3660 LD C,A
3670 CALL find ;find what is there
3680 BIT 6,A
3690 POP BC ;get new y back in B
3700 JR NZ,mv.Lp4 ;if solid, go and check count
3710 LD A,B
3720 LD (ry),A ;else store the result
3730 mv.Lp4 LD HL,mpcnt ;jump count address
3740 LD A,(HL) ;get the jump count
3750 AND A
3760 RET Z ;if it's zero, exit
3770 DEC (HL) ;else decrease the count
3780 RET
3790
3800
3810 ;MOVE THE MONSTERS
3820
3830 monmov LD IX,m1
3840 LD HL,count1
3850 CALL movmon ;move monster 1

```

```

3860 LD IX,m2
3870 LD HL,count2
3880 movmon LD A,(IX+0) ;get x coord.
3890 LD B,A
3900 LD A,(IX+2) ;and x movement
3910 ADD A,B ;add them
3920 LD (IX+0),A ;and store the result
3930 LD A,(IX+1) ;get y coord.
3940 LD B,A
3950 LD A,(IX+3) ;and y movement
3960 ADD A,B ;add them
3970 LD (IX+1),A ;and store that
3980 DEC (HL) ;decrease count
3990 RET NZ ;and exit if still OK.
4000 LD A,(IX+4)
4010 LD (HL),A ;else restart the count
4020 LD A,(IX+2)
4030 NEG
4040 LD (IX+2),A ;reverse x direction
4050 LD A,(IX+3)
4060 NEG
4070 LD (IX+3),A ;reverse x direction
4080 RET
4090
4100
4110 ;TEST FOR EXIT, DEADLY OR COLLECTING A DISC
4120
4130 check LD A,(rx) ;get Roland's x coord.
4140 LD C,A
4150 LD A,(ry) ;and his y coord.

```



```

4160 LD B,A
4170 CALL find
4180 LD HL,objcol ;set objects collected pointer
4190 BIT 1,A
4200 CALL NZ,disc ;if a treasure, go to routine
4210 BIT 4,A
4220 CALL NZ,dead ;if a deadly object, die!
4230 BIT 0,A
4240 RET Z ;exit if not an exit!?!?
4250 LD A,(HL) ;else get object collected count
4260 CP 5
4270 RET NZ ;exit if not all collected
4280 LD A,(level) ;else get level number
4290 INC A ;increase it
4300 CP 10
4310 JR NZ,ch_lp1 ;if a legal level, store it
4320 LD A,1 ;else back to screen 1
4330 ch_lp1 LD (level),A ;store the level
4340 POP HL ;clear the stack
4350 LD HL,sd_end
4360 CALL @BCAA ;SOUND QUEUE - make sound
4370 LD B,130
4380 ch_lp2 CALL @BD19 ;wait for a flyback
4390 DJNZ ch_lp2 ;until loop runs out
4400 JP gm_lp1 ;and use the new screen
4410
4420 disc INC (HL) ;increase objects collected

4430 PUSH BC ;store coords.
4440 CALL info ;print information
4450 LD HL,sd_get
4460 CALL @BCAA ;SOUND QUEUE - make sound
4470 POP BC ;restore coords.
4480 CALL peek ;check bottom position
4490 BIT 7,A
4500 JR NZ,ds_s1 ;if melting floor, ignore
4510 BIT 1,A
4520 JR Z,ds_s1 ;if no treasure, ignore
4530 JR reachr
4540 ds_s1 DEC B ;get head's position
4550 CALL peek ;check top position
4560 BIT 7,A
4570 RET NZ ;if melting floor, ignore
4580 BIT 1,A
4590 RET Z ;if no treasure, ignore
4600 reachr LD (HL),0 ;remove treasure from map
4610 LD H,C
4620 LD L,B ;put coords. in H,L
4630 CALL @BC1A ;SCR CHAR POSITION - get screen address
4640 EX DE,HL
4650 XOR A
4660 JP putblk ;and remove the treasure from screen
4670
4680 monchk LD HL,(m1) ;get monster 1's coords.
4690 CALL moncol ;check for collision with monster 1
4700 LD HL,(m2) ;get monster 2's coords.
4710 CALL moncol ;check for collision with monster 2
4720 RET
4730
4740 moncol LD A,(rx) ;get Roland's x coord.
4750 CP L
4760 JR Z,mc_s1 ;if same as monster's, go ahead
4770 INC L
4780 CP L ;now test for being one along
4790 RET NZ ;and exit if not the same
4800 mc_s1 LD A,(ry) ;get Roland's y coord.
4810 CP H
4820 JP Z,dead ;if same as monster's, die
4830 INC H
4840 CP H
4850 JP Z,dead ;if same as monster's + 1, die
4860 DEC H
4870 INC A
4880 CP H
4890 JP Z,dead ;if same as monster's-1, die
4900 RET
4910
4920
4930 ;FIND OUT WHAT ROLAND IS ON (NEEDS COORDS C,B)
4940
4950 find CALL peek ;get first byte
4960 BIT 7,A
4970 CALL NZ,zeroa ;if melting floor, ignore
4980 PUSH AF ;store it
4990 INC B
5000 CALL peek ;get next byte
5010 POP DE ;get old byte in D
5020 BIT 7,A
5030 CALL NZ,zeroa ;if melting floor, ignore
5040 OR D ;merge the two
5050 RET
5060
5070 zeroa XOR A ;make A=0
5080 RET
5090
5100
5110 ;PRINT LIVES, OBJECTS AND LEVEL AT BOTTOM OF SCREEN
5120
5130 info LD HL,@BC17
5140 CALL @BB75 ;TXT SET CURSOR - set cursor for lives
5150 LD A,(lives)
5160 ADD A,48 ;convert to ASCII code
5170 CALL @BB5D ;TXT WR CHAR - and print it
5180 LD HL,@1917
5190 CALL @BB75 ;TXT SET CURSOR - for objects
5200 LD A,(objcol)
5210 ADD A,48 ;convert to ASCII code
5220 CALL @BB5D ;TXT WR CHAR - and print it
5230 LD HL,@2417
5240 CALL @BB75 ;TXT SET CURSOR - for level
5250 LD A,(level)
5260 ADD A,48 ;convert to ASCII code
5270 JP @BB5D ;TXT WR CHAR - and print it
5280
5290
5300 ;PRINT THE CURRENT BACKGROUND
5310
5320 putbak LD HL,bakdat ;get start of floor data
5330 LD DE,baklen ;get length for one floor's data
5340 XOR A ;reset carry
5350 SBC HL,DE ;find address of one floor before start
5360 LD A,(level) ;get floor number
5370 LD B,A ;use it as a count
5380 pb_lp1 ADD HL,DE ;find address of next floor
5390 DJNZ pb_lp1 ;loop until at correct floor
5400 PUSH HL
5410 POP IX ;put address in IX
5420 XOR A
5430 LD C,(IX+0)
5440 LD B,(IX+1) ;get ink 0 colour
5450 CALL @BC32 ;SCR SET INK - and set it
5460 INC IX
5470 INC IX
5480 LD A,2
5490 LD C,(IX+0)
5500 LD B,(IX+1) ;get ink 2 colour
5510 CALL @BC32 ;SCR SET INK - and set it
5520 INC IX
5530 INC IX
5540 LD A,3
5550 LD C,(IX+0)
5560 LD B,(IX+1) ;get ink 3 colour
5570 CALL @BC32 ;SCR SET INK - and set it
5580 INC IX
5590 INC IX
5600 PUSH IX
5610 POP HL
5620 LD DE,ry
5630 LD BC,774
5640 LDIR ;store other variables and working map
5650 PUSH HL
5660 LD A,2
5670 CALL @BB90 ;TXT SET PEN - set pen ink to 2
5680 LD HL,@0115
5690 CALL @BB75 ;TXT SET CURSOR -set cursor position
5700 POP HL
5710 LD B,40
5720 pb_lp4 LD A,(HL) ;get character from the title string
5730 PUSH HL
5740 PUSH BC ;save registers
5750 CALL @BB5D ;TXT WR CHAR - print the character
5760 POP BC
5770 POP HL ;restore registers
5780 INC HL ;increase pointer
5790 DJNZ pb_lp4 ;and loop back until finished
5800 LD HL,fdat ;start of map data
5810 LD DE,@C000 ;start of screen
5820 LD BC,40*19 ;size of screen
5830 pb_lp2 LD A,(HL) ;get block type
5840 BIT 7,A ;test if a melting floor
5850 JR Z,pb_lp3 ;jump if not
5860 LD A,239
5870 LD (HL),A ;else change to correct block code
5880 pb_lp3 CALL putblk ;print the block
5890 INC HL ;point to next block
5900 INC DE

```

# MICRO-EXPRESS

THE  
AMSTRAD  
SPECIALISTS!

- Hardware
- Large range of Software
- Peripherals and Accessories / Dust Covers
- New product releases / updates
- Exclusive Club Membership
- Special offers for club members
- Advice / Help Service
- Leads & Cables - made to order service
- Search-Locate & Obtain Service for special requirements

## SOFTWARE

Software for Amstrad - "Who said you didn't have a choice?"

Home and Utility - Languages - Education - Business - Communications - Vertical Markets

Please send or 'phone for your comprehensive lists  
Quoting Ref AMU

**SAVE £££**  **ONLY £3 LIFE MEMBERSHIP!**

- REGULAR SPECIAL OFFERS ONLY AVAILABLE TO MEMBERS.
- REGULAR UPDATES ON NEW PRODUCTS.
- SPECIAL REQUIREMENTS CATERED FOR.

27a MARKET STREET, TAMWORTH, STAFFORDSHIRE B79 7LR.  
TELEPHONE: 0827 51480/63532 - 24hr answering service.

We accept ACCESS/VISA

## SOFT INSIGHT (DISCOUNT SOFTWARE)

ALL PRICES INCLUDE FREE FAST DELIVERY IN THE U.K. ONLY. PLEASE ADD 70P PER TAPE ON EUROPEAN ORDERS AND £1.00 PER TAPE ELSEWHERE.

New titles arriving every day, please ring for details

Access orders/enquiries tel: 01-305 0521.

AMSTRAD					
S. Davis Snooker	8.95	6.71	*Terrormolinos	7.95	6.50
Colossal Adventure	9.95	7.20	*3D Grand Prix	9.95	7.46
Adventure Quest	9.95	7.20	Zaxxon	9.95	7.46
Dungeon Adventure	9.95	7.20	*Buck Rogers	9.95	7.46
Snowball	9.95	7.20	*Congo Bongo	9.95	7.46
Lords of Time	9.95	7.20	*Tapper	9.95	7.46
Return to Eden	9.95	7.20	*Spyhunter	9.95	7.46
Emerald Isle	6.95	5.40	3D Boxing	9.95	7.46
Red Moon	6.95	5.40	*Ass. on Port Stan.	9.95	7.46
Grand Prix Rally 2	8.95	7.00	3D Voice Chess	12.95	10.00
Bridge Player (C.P.)	9.95	7.40	Cyrus Chess	9.95	7.46
Fighter Pilot	9.95	7.46	Wizards Lair	8.95	7.00
Jet Set Willy	8.95	7.00	Project Future	8.95	7.00
Dark Star	7.95	6.50	Warlord	8.95	7.00
Confuzion	6.95	5.40	Starion	9.95	7.46
Sorcery	8.95	7.00	Brian Bloodaxe	8.95	7.00
Handicap Golf	7.95	6.50	Highway Encounter	8.95	6.71
3D Star Strike	7.95	6.20	Trivia	7.95	6.20
Kong Strikes Back	8.95	6.20	5 Aside Soccer	5.95	4.95
Quasimodos Rev.	8.95	7.00	Slapshot	8.95	6.71
Tank Busters	7.95	6.50	Jump Jet	9.95	7.46
Super Pipeline 2	8.95	7.00	The Devils Crown	9.99	7.50
Frank N Stein	8.95	7.00	Zoids	8.95	6.71
Football Manager	7.95	6.20	Bored of the Rings	6.95	5.20
Smugglers Cove	7.95	6.20	Yie Ar Kung Fu	8.95	6.71
Alien 8	9.95	7.46	Raid	9.95	7.46
Knightlore	9.95	7.46	Hypersports	8.95	6.71
Dundarach	9.95	7.46	Scooby Doo	8.95	6.71
Way of the Exp Fist	9.95	7.46	G. Capes Strong	8.95	6.71
Red Arrows	8.95	7.00	Boulderdash	9.95	7.46
Everyone's a Wally	9.95	7.46	View to a Kill	10.99	8.50
World Ser. Baseball	8.95	6.71	Southern Belle	7.95	6.20
Airwolf	8.95	6.71	*Frankie G.T. H.	9.95	7.46
Gremlins	9.95	7.46	*Matchday	9.95	7.46
Alien	8.95	7.00	*Never End. Story	9.95	7.46
The Covenant	6.95	5.40	*Int. Basketball	8.95	6.71
*Archon	9.95	7.46	Realm of Imposs.	9.95	7.46
Frank Brunos Box	8.95	7.00	Master of Lamps	9.95	7.46
International Karate	6.50	5.40	Battle of Britain	9.95	7.46
Robin of Sherwood	9.95	7.46	World Ser. Baseball	8.95	6.71
Combat Lynx	8.95	7.00	Raid	9.95	7.46
Mac Bumper P'ball	7.95	5.96	Elite	14.95	11.21
*Nodes of Yesod	9.95	7.46	Sabrewolf	9.95	7.46
B. Jacks Superstar	8.95	7.00	Formula One	8.95	6.71
Scrabble	9.95	7.46	Maarsport	9.95	7.46
*Monopoly	9.95	7.46	They Sold a Million	9.95	7.46
Lords of Midnight	9.95	7.46	Cauldron	8.99	6.71
			Dynamite Den	7.95	5.96

WHY NOT COME AND PICK UP YOUR SOFTWARE PERSONALLY FROM OUR DISCOUNT SHOP AT 3 STATION CRESCENT, WESTCOMBE PARK, BLACKHEATH, LONDON SE3 7ER. RIGHT OUTSIDE WESTCOMBE PARK RAILWAY STATION ON THE SOUTHERN REGION. OPEN ON SATURDAYS ONLY FROM 10.30 TIL 6.00PM.

3 STATION CRESCENT WESTCOMBE PARK BLACKHEATH SE3 7ER.

## LANGUAGE TOOLS FOR CP/M

Turbo Pascal 3.0 (inc. editor & OVERLAYS)	69.95
Turbo Toolbox 1.01 (ISAM database tools)	54.95
Turbo-Amstrad Interface (Turbo to Firmware interface for windows, turtlegraphics, sound, etc)	14.95
Turbo Pascal & Toolbox	119.95
Turbo Pascal & Amstrad Interface	79.95
Turbo Pascal, Toolbox & Amstrad Interface	129.95
Turbo Tutor	35.95
Pro-Pascal (ISO standard compiler)	85.95*
DR Pascal/MT+	49.95*
DR CBASIC Compiler	49.95*

## APPLICATIONS SOFTWARE FOR CPC6128 & PCW8256

ATLAST a versatile and friendly database program that doesn't cost an arm and a leg and doesn't require you to learn a new language

Varied Field Types/Menu-driven/Form & Report Designer/Field Totals Multiple Keys/Up to 10 files (cross-referencing)/32,000 records per file

When you're fed up struggling with inadequate tools, you need ATLAST

AtLast	49.95*
DR Graph	49.95*
DR Draw	49.95*
SuperCalc 2	49.95*
Sage Popular Accounts	99.95*
Sage Payroll	69.99*
Sage Combo Pack (Accounts & Payroll)	149.99*
Brainstorm (ideas processor)	49.99*
Touch 'n' go (keyboard trainer)	24.99*
Cardbox (Electronic card index)	99.99*
Smart Key (keyboard enhancer)	49.99*
Scratchpad (spreadsheet) + Smart Key	69.99*

Any other CP/M program, disc transfers, computers, printers, expansion, manuals ..... S.A.E.

\*CP/M Plus only

CONSULTANCY ..... 15.00/hour + VAT

VAT and P&P (Europe) included. Please state model when ordering. All payments in Sterling drawn on a UK account. Callers please ring first.

RATIONAL SOLUTIONS  
9 ROSEHILL ROAD LONDON SW18 2NY TEL:01 874 6244

## DISCOUNT SOFTWARE

### CHECK OUT THESE PRICES

<b>GAMES</b>	Chimera	3.50	Font 64	7.25
They Sold a Million	Willow Pattern	3.50	Pitman Typing Tutor	7.95
Yie Ar Kung Fu	Caves of Doom	1.95		
3D Grand Prix	Soul of a Robot	1.95	<b>DISC BASED SOFTWARE</b>	
Computer Hits (10)			Sorcery +	11.25
Lord of the Rings	<b>HARDWARE</b>		Fighter Pilot	11.25
The Hobbit	MP2 Modulator	26.95	3D Grand Prix	11.25
Tornado Low Level	Speech Synthesizer (464)	26.95	Cyrus II Chess	11.25
Android II	LP1 Light Pen	18.50	Highway Encounter	11.50
Fighting Warrior	JY2 Joystick	9.95	Tornado Low Level	11.50
Grand Prix Rally II	Single Disc (hard case)	4.25	Lords of Midnight	11.50
Hacker	Box 10 Discs (uncased)	37.50	Raid (over Moscow)	11.50
Highway Encounter	Box 10 Discs (hard case)	38.50	Beach Head	11.50
Bruce Lee			Bruce Lee	11.75
Marsport	<b>BUSINESS &amp; TUTORIAL</b>		Screen Designer	16.25
Starion	Guide to Basic 1 & 2	16.95	Tasword-D	19.95
Red Arrows	Concise Basic Spec	10.95	Tasword 6128	19.95
Dragon Torc	Concise Firmware Spec	16.50	Tasprint	10.75
Winter Games	Concise Firmware DDI	8.75	Tascopy	10.75
Cyrus II Chess	Screen Designer	10.95	Taspell	13.75
Scrabble	Masterfile	20.95	Hisoft 'C' Compiler	34.95
Match Point	Masterfile Ext (MPX)	8.75	Font 64	11.25
Hypersports	Mastercalc	16.95	The Knife	11.25
Strangeloop	Mastercalc Ext (MCX)	8.75	The Torch	11.25
Nightshade	Tasword 464	15.95	Masterfile	23.95
Daley Ts Supertest	Tasprint 464	8.25	Masterfile Ext (MPX)	12.75
Battle of Britain	Tascopy	8.25	Mastercalc	23.95
Steve Davis Snooker	Hisoft 'C' Compiler	29.95	Mastercalc Ext (MCX)	12.75
Quiz Quest			Amsword	18.95
Thunderbirds				
<b>Arnortridge</b>	<b>Disc</b>	<b>Eprom</b>	<b>AD2 Car-</b>	
MAXAM (machine code ass/diss)	22.95	34.50	44.95	
PROTEX (word processor)	22.95	34.50	44.95	
UTOPIA (utility rom)	—	25.75	—	
4 WAY ROM CARD (plugs into AD2 cartridge)	—	13.75	—	
664 CONNECTOR	—	5.00	—	

ALL PRICES INCLUDE POSTAGE, PACKING & VAT IN THE UK  
OVERSEAS ORDERS WELCOME - PLEASE WRITE FOR EXPORT PRICES  
WRITE FOR A FREE FULL PRICE LIST - GET ON OUR MAILING LIST  
PLEASE SEND CHEQUES/POs TO:

M.J.C. SUPPLIES,  
'Scoja', London Road, Hitchin, Herts SG4 9EN.  
Tel: (0462) 32897 for Enquiries/Orders - 24hr ANSWERPHONE

```

5910 INC DE ;increase screen address
5920 DEC BC
5930 LD A,B
5940 OR C ;check if BC=0
5950 JR NZ,pb.Lp2 ;and loop back if not
5960 RET
5970
5980
5990 ;PUT BLOCK A TO SCREEN AT ADDRESS DE
6000
6010 putblk PUSH HL
6020 PUSH BC ;save counts
6030 AND A ;check if block is a space
6040 JR Z,bk.Lp2
6050 BIT 7,A ;check for a melting floor
6060 LD B,B
6070 JR Z,bk.Lp1 ;jump if not
6080 CPL ;get offset for floor
6090 JR bk.Lp3 ;and go and print it
6100 bk.Lp1 INC B ;increase count
6110 RLCA ;rotate high bit into carry
6120 JR NC,bk.Lp1
6130 LD A,B
6140 bk.Lp2 RLCA ;A contains table index
6150 RLCA
6160 RLCA
6170 RLCA ;multiply by 16 (length of a block)
6180 bk.Lp3 LD C,A
6190 LD B,B
6200 LD HL,blocks ;start of block data
6210 ADD HL,BC ;HL points to start of correct entry
6220 PUSH DE ;save screen address
6230 PUSH DE
6240 POP IX ;move it to IX register
6250 LD B,B ;row count
6260 LD DE,60000 ;displacement between rows
6270 bk.Lp4 LD A,(HL) ;fetch data byte
6280 LD (IX+0),A ;plot to screen
6290 INC HL
6300 LD A,(HL)
6310 LD (IX+1),A ;and next byte
6320 INC HL
6330 ADD IX,DE ;move down a row
6340 DJNZ bk.Lp4 ;and repeat until all printed
6350 POP DE
6360 POP BC
6370 POP HL
6380 RET
6390
6400
6410 ;PUT A BLOCK ON THE SCREEN (FOR USE BY THE ROOM DESIGNER)
6420
6430 tinput LD A,B ;set block type
6440 LD HL,60000 ;set screen position
6450 PUSH AF
6460 CALL @BCTA ;SCR CHAR POSITION - get screen address
6470 POP AF
6480 EX DE,HL ;put address into DE
6490 JP putblk ;and print the character
6500
6510
6520 DEFM "WRITTEN BY KEITH WILSON AND MARCUS SHARP"
6530
6540
6550 ;BLOCK CHARACTER TABLE
6560
6570 blocks DEFB 800,800,800,800,800,800,800,800
6580 DEFB 800,800,800,800,800,800,800,800 ;SPACE
6590
6600 DEFB 8F0,8F0,8F0,8F0,8AA,8AA,855,855
6610 DEFB 8CC,8CC,833,833,8CC,8CC,8CC,8CC ;MELTING FLOOR
6620
6630 DEFB 8F0,8F0,81E,807,8F0,8F0,8C3,80F
6640 DEFB 8F0,8F0,80F,869,8F0,8F0,83C,80F ;THICK FLOOR
6650
6660 DEFB 80F,80F,80F,80F,800,810,840,820
6670 DEFB 820,840,810,800,80F,80F,80F,80F ;THIN FLOOR
6680
6690 DEFB 855,800,822,8AA,8AA,8CC,8AA,899
6700 DEFB 844,8AA,855,822,833,8CC,811,800 ;DEATH OBJECT
6710
6720 DEFB 80F,80F,80F,80F,8F4,8F4,8F2,8F2
6730 DEFB 8F1,8F1,8F2,8F2,8F4,8F4,80F,80F ;CONVEYOR-RIGHT
6740
6750 DEFB 80F,80F,80F,80F,8F2,8F2,8F4,8F4
6760 DEFB 8F8,8F8,8F4,8F4,8F2,8F2,80F,80F ;CONVEYOR-LEFT
6770
6780 DEFB 878,8E1,878,8E1,80F,80F,80E,807

```



```

6790 DEFB 80E,807,80F,80F,81E,807,81E,807 ;TREASURE
6800
6810 DEFB 8F0,8F0,803,80E,805,80E,8E6,87E
6820 DEFB 8E7,876,807,80A,807,80C,8FB,8FB ;OPEN EXIT
6830
6840 rollft DEFB 800,8CC,811,8EE,877,8EE,810,868
6850 DEFB 810,8E0,800,8C0,801,80E,803,8C2
6860 DEFB 812,886,830,80E,833,8EE,833,8EE
6870 DEFB 877,877,877,877,860,830,8E0,870 ;ROLAND FACING LEFT
6880
6890 rollgt DEFB 833,800,877,808,877,8EE,860,880
6900 DEFB 870,880,830,800,807,808,834,80C
6910 DEFB 816,884,807,8C0,877,8CC,877,8CC
6920 DEFB 8EE,8EE,8EE,8EE,8C0,860,8E0,870 ;ROLAND FACING RIGHT
6930
6940 montab DEFB 800,807,80C,800,801,80C,800,808
6950 DEFB 803,80B,80E,80C,805,80F,806,80E
6960 DEFB 806,80D,80F,806,80B,878,869,80F
6970 DEFB 80F,8C0,890,80B,800,8E0,800,80F
6980 DEFB 816,8F0,8F0,883,816,870,830,806
6990 DEFB 803,840,800,80E,801,800,8C0,80C
7000 DEFB 800,808,801,808,811,8CC,802,800
7010 DEFB 8FF,8FC,8F1,8EE,8FF,8FE,8F1,8FF ;ALAN SUGAR MONSTER
7020
7030 DEFB 811,8FF,8FF,888,877,8FF,8FF,8EE
7040 DEFB 8FF,888,811,8FF,8FF,800,800,8FF
7050 DEFB 8FF,880,800,8FF,844,800,800,800
7060 DEFB 822,800,800,800,844,822,822,800
7070 DEFB 808,877,8FF,800,844,8FE,8F3,888
7080 DEFB 808,8ED,830,888,855,8CB,81E,8CC
7090 DEFB 899,8CB,81E,8CC,855,8ED,830,8CC
7100 DEFB 877,8FE,8F3,8CC,811,8FF,8FF,8CC ;TELEPHONE

```







# Dart's pen of many colours

## Is the newest light pen the best? VAX draws his own conclusions

Dart Electronics have produced a very unusual light pen, partly because the pen is connected to the electronics by a piece of optical fibre instead of the traditional piece of wire and partly because it is really 'pixel accurate', without the use of a nudge control.

A good test for a light pen is to write your name with it (if you can't spell your own, write somebody else's). Impossible on the Trojan/Amstrad one. Possible on the DK'tronics version, and a doddle (doodle?) on the Dart.

### Simple software

Most of what makes a lightpen is the drawing software that comes with it. I have to say that although the program is not as flash as the DK'tronics version, the performance of the pen more than makes up for it. Dart expect to have some new software very soon.

Your main screen is totally reserved for drawing on, no status lines, flashing borders or stuff like that in sight. The options are on a separate menu page, revealed by pressing 'M' (I just love these mnemonic keystrokes, don't you?). Here is where you select your weapon: spray gun, thick to thin line or italic. You can also pick an elastic function. Nothing to do with maths, this is ye famous indecisive line/box/circle routine. You know, the one where you get to change the size of the shape before committing it to your masterpiece. Curved lines would have been nice, but if you want that degree of sophistication, I recommend a Macintosh or similar with something more accurate than a light pen. A magnify option would have really made an improvement though. I only ask for blood...

Changing modes is also done from the menu. The fascinating bit is that it doesn't wipe the screen when you change mode. Drawing a picture with a thick pen in mode 1 and then changing to mode 0 produces psychedelic, if unpredictable, results.

There is no patterned fill, but the ordinary fill works

fine and is almost as fast as the Amstrad one. Beware the unfill though, this is not an oh-blast-give-me-the-old-one-back routine, it does a fill with the background colour (invariably white, you can't change it). If your work of art filled around a block of the same colour as you were filling in, this will be wiped out too. The first time this happened, the air around the computer was filled in deep blue in Anglo-Saxon style.

If you need a repeating pattern on the picture there are some technicolour sprites which you define yourself and plonk on the screen.

### Draw backs

This pen is not without its limitations. One great gaff I noticed is that it is impossible to adjust the sensitivity of the pen with the disc drive on. The reason for this is simple. There is an edge connector out the back of the lightpen box. This is also where the sensitivity knob lives. How you reach the knob with an interface attached is left as an exercise to the reader.

Drawing anything on a dark background is almost impossible. To do it, you must change the colour of the ink to something more garish while drawing and change back again when finished. A similar problem exists when filling in the individual dots on sprites. Sometimes the pen does not want to know where to go, and there is just no way round it in some cases.

This pen works quite happily on green screen or colour monitors, even on televisions using an MP1 and a bit of knob twiddling (this is when I discovered the position of the sensitivity control). Spray-painting confuses heck out of most colour TV's though, even if the light pen does work properly.

Documentation is brief and to the point. It covers all the aspects of setting up and making a disc copy of the software that is provided with the pen on tape. Instructions are also given on how to use the pen in your own programs using a part of the code provided to find the spot on the screen the pen is pointing at.

In all, the product is worth the few extra nicker that it costs over the competition.

**BEER HUNTER**  
T.H.E.  
An adventure of mystery and suspense based around the London South Bank

**Old Scores**  
A QUEST FOR THE HOLY GRAIL... WELL A COUPLE OF PINTS... ACTUALLY

**OPERATION CARETAKER**  
The Love and (rearing) of that beast your computer operating manual.  
FOR USE ONLY WITH

**BEER HUNTER**  
**OLD SCORES**  
**OPERATION CARETAKER**

**The Beer Hunter or Aleus Yardus.** After suffering many trials (with the Old Billus) and tribulations (Bacillus Sandwichus) help this creature reach his one great goal in life - a drink in the safety of a lager free zone. **Amstrad 7.95 Spectrum 6.95**

**Old Scores or Programma Prolongus.** This species has been so rarely sighted that leading experts have doubted its very existence. Research deep in the annals of software catalogues to find this rare gem, its mythic beauty is held to be legendary by those privileged to have seen it. **Amstrad 7.95 Spectrum 6.95**

**Operation Caretaker or Azim Alignus.** Established as the complete care kit for computers. Just clean those grimy heads, check the alignment and put it right. What could be better? with Operation Caretaker, yours could. **Amstrad, Spectrum, Commodore 9.95 BBC/Electron 10.95**

Send to: **Global Software, PO Box 67, London SW11.**



Please rush me . . . . . copy(ies) of  
Operation Caretaker The Beer Hunter  
Old Scores (delete where necessary)

for my \_\_\_\_\_ computer

I enclose a cheque/PO for \_\_\_\_\_

Name \_\_\_\_\_

Address \_\_\_\_\_

ACU 3/86

## DK'TRONICS ARE STILL EXPANDING

We are looking for the following personnel:

- ★ Middle Management (Sales/Production/Technical)
- ★ Electronic/Research and Development Engineers
- ★ Systems/Applications Software Engineers

In fact if you have industry experience in any area and can demonstrate a successful track record to date; Contact us today.

You could be joining one of the most progressive and stable companies in the industry.

*Reply with full C.V. (in confidence) or telephone for an informal chat with David Heelas or Neil Rawlinson.*

**dk'Tronics Limited, Englands Lane,  
Gorleston-on-Sea, Great Yarmouth, Norfolk,  
NR31 6BE. Phone 0493 602926**

# MicroLink

Your personal passport to the world of communications with

**TELECOM GOLD**

Telecom Gold is a trademark of British Telecommunications plc

## What it offers the Amstrad user...

### Electronic mail is much cheaper than the post

Sending mailbox messages to other subscribers, whose numbers are rapidly growing, is the cheapest form of communication possible. You can send a message of any length to another mailbox for less than the cost of a first-class stamp. And it doesn't cost a penny more to send the same message to 500 different mailboxes! Even a message sent to a mailbox on the other side of the world only costs 30p.

### The biggest bulletin board of them all

The number of bulletin boards is growing rapidly. The only snag is that the vast majority are single-user boards – which means lots of other people are also trying to make contact and all too often all you get is the engaged tone. But with the MicroLink bulletin board there is no limit to the number of people using it at the same time. And no limit to the number of categories that can be displayed on the board.

### Give your micro mainframe power

With MicroLink your micro becomes a terminal linked directly to the Telecom Gold mainframe computer, and able to tap its tremendous power and versatility. Right away you'll be able to use giant number-crunching programs that can only run on a mainframe.

### The mailbox that is always open

MicroLink is in operation 24 hours a day, every day. That means you can access your mailbox whenever you want, and from wherever you are ... home, office, airport – even a hotel bedroom or golf club! No-one needs to know where you are when you send your message.

### We're only a local phone call away

The majority of MicroLink subscribers can connect to our mainframe computer in London by making a local phone call. This is possible because they use British Telecom's PSS system, which has access points all over Britain. A local phone call is all you need, too, for direct access via MicroLink to all the other countries belonging to the international Dialcom system.

### Telemessages – at a third off

The modern equivalent of the telegram is the telemessage. Send it before 10pm and delivery is guaranteed by first post the following day (except Sunday). The service was intended for people phoning their message to the operator, which costs £3.50 for 50 words. But you can now use it via MicroLink, for only £1.25 for up to 350 words! For an extra 65p your message can be delivered in an attractive greetings card.

### Go teleshopping on your micro

With MicroLink you can study the British Rail timetable – and then buy your ticket in advance. You can book theatre tickets. And even order a bouquet of flowers. It's all part of the teleshopping revolution!

### Send and receive telex messages

With MicroLink you can turn your micro into a telex machine, and can send and receive telex messages of any length. You will be able to communicate directly to 96,000 telex subscribers in the UK, 1½ million worldwide – and even with ships at sea via the telex satellite network. Business people can now send and receive telexes after office hours, from home or when travelling.

### What does it all cost?

Considering all the services you have on tap, MicroLink is remarkably inexpensive. You pay a once-only registration fee of £5, and then a standing charge of just £3 a month. On-line costs are 3.5p a minute (between 7pm and 8am) or 11p a minute during office hours. There is an additional 2.5p a minute PSS charge if you are calling from outside the 01-London call area. Charges for telex, telemessages and storage of files are given on the next page.

# How much it costs to use MicroLink

**Initial registration fee:** £5.

**Standing charge:** £3 per calendar month or part.

**Connect charge:** 3.5p per minute or part – cheap rate; 11p per minute or part – standard rate.

*Applicable for duration of connection to the Service. Minimum charge: 1 minute.*

*Cheap rate is from 7pm to 8am, Monday to Friday, all day Saturday and Sunday and public holidays; Standard rate is from 8am to 7pm, Monday to Friday, excluding public holidays.*

**Filing charge:** 20p per unit of 2,048 characters per month.

*Applicable for storage of information, such as telex, short codes and mail files. The number of units used is an average calculated by reference to a daily sample.*

**Information Databases:** Various charges.

*Any charges that may be applicable are shown to you before you obtain access to the database.*

**MicroLink PSS service:** 2.5p per minute or part (300 baud); 3p per minute or part (1200/75 baud).

*Only applies to users outside the 01-London call area.*

**Telex registration:** £10.

**Outgoing telex:** 5.5p per 100 characters (UK); 11p per 100 (Europe); 18p per 100 (N. America); £1.25 per 400 (Rest of world); £2.75 per 400 (Ships at sea).

*Deferred messages sent on the night service are subject to a 10 per cent discount.*

**Incoming telex:** 50p for each correctly addressed telex delivered to your mailbox. Obtaining a mailbox reference from the sender incurs a further charge of 50p.

*It is not possible to deliver a telex without a mailbox reference. If a telex is received without a mailbox reference the sender will be advised of non-delivery and asked to provide a mailbox address.*

*Each user validated for telex and using the facility will incur a charge of 6 storage units a month. Further storage charges could be incurred depending on the amount of telex storage and the use made of short code and message file facilities.*

**Telemessages:** £1.25 for up to 350 words.

*Telemessages can be sent with an illustrated greetings card for 65p extra.*

**Radiopaging:** No charge.

*If you have a BT Radiopager you can be paged automatically whenever a message is waiting in your mailbox.*

**International Mail:** For the first 2,048 characters – 20p to Germany and Denmark; 30p to USA, Australia, Canada, Singapore, Hong Kong and Israel. For additional 1,024 characters – 10p; 15p.

*These charges relate to the transmission of information by the Dialcom service to other Dialcom services outside the UK and the Isle of Man. Multiple copies to addresses on the same system host incur only one transmission charge.*

**Billing and Payment:** All charges quoted are exclusive of VAT. Currently all bills are rendered monthly.

## Software over the telephone

MicroLink is setting up a central store of software programs which you'll be able to download directly into your micro. The range will include games, utilities, educational and business programs, and will cover all the most popular makes of micros.

## Talk to the world – by satellite

MicroLink is part of the international Dialcom network. In the USA, Australia and a growing number of other countries there are many thousands of users with electronic mailboxes just like yours. You can contact them just as easily as you do users in Britain – the only difference is that the messages from your keyboard go speeding around the world via satellite.

## What you need to access MicroLink

You must have three things in order to use MicroLink: a computer (it can be any make of micro, hand-held device or even an electronic typewriter provided it has communications facilities), a modem (it can be a simple Prestel type using 1200/75 baud, or a more sophisticated one operating at 300/300 or 1200/1200 baud), and appropriate communications software.

# MicroLink

in association with

**TELECOM GOLD**\*

## Application Form

I/We hereby apply to join MicroLink

I enclose my cheque for £5 payable to Database Publications as registration fee to MicroLink.

I also wish to use Telex. I authorise you to charge an additional £10 to my initial bill for validation.

I confirm that I am over 18 years of age.

I confirm that I accept the terms and conditions for the time being in force.

Signature \_\_\_\_\_

Date \_\_\_\_\_

### FOR OFFICE USE ONLY:

Mailbox assigned \_\_\_\_\_

Start date \_\_\_\_\_

Password \_\_\_\_\_

**SEND TO:**  
MicroLink  
Database Publications  
Europa House  
68 Chester Road  
Hazel Grove  
Stockport SK7 5NY.

Name

Position

Company

Address

Postcode  Daytime telephone

### Commencement of Service

Please indicate month of commencement

19

Allow 10 days for validation of mailbox

### Payment

Whilst Database Publications Ltd is the supplier of all the services to you, the commission and billing thereof will be handled by Telecom Gold as agents for Database Publications Ltd.

Date of first payment to be on 15th of month following commencement.

Please complete billing authorisation form A, B or C below:

### A. Direct Debiting Mandate (Enter full postal address of Bank Branch)

To

I/We authorise you until further notice in writing to charge to my/our account with you on or immediately after 15th day of each month unspecified amounts which may be debited thereto at the instance of British Telecommunications plc – TELECOM GOLD by Direct Debit. Bills are issued 10 days before debit is processed.

Name of Account to be debited

Account Number

### B. Please debit my/our

Access/Visa/\*American Express  
account number

\* Overseas subscribers only

I/We authorise you until further notice in writing to charge to my/our account with you on or immediately after 15th day of each month unspecified amounts which may be debited thereto at the instance of British Telecommunications plc – TELECOM GOLD. Bills are issued 10 days before charge is applied to your account.

Signature \_\_\_\_\_ Date \_\_\_\_\_

### C. Please invoice the company/authority.

If you select this option, which is ONLY AVAILABLE to government establishments and Public Limited Companies, you will be sent an authorisation form for completion which will require an official order number to accept unspecified amounts.

# The ideal desk for all Amstrad computer owners.

Keep yourself tidy with this superb computer desk, featuring space for software, printer, & disc drives.



Supplied in a self assembly pack with full instructions.

Orders only accepted for delivery in the U.K  
All prices include VAT & postage and packing  
Cheques or postal orders payable to AMSOFT

- \* Discount price available only to the registered USER CLUB MEMBER when purchased direct from Amsoft, quoting membership number.
- \*\* This name and address must be the the registered members name and address. If purchased by credit card it must also be the name and address advised to the credit card company.

(PLEASE ALLOW MAXIMUM QF 28 DAYS FOR DELIVERY)  
(Most Orders will be despatched within 7 days)

SUBJECT TO AVAILABILITY AND OUR NORMAL TERMS OF BUSINESS  
ALL PRICES&SPECIFICATIONS SUBJECT TO ALTERATION WITHOUT NOTICE

ONLY **£29.95** \*

\* For User Club Members only

Available to Non-Members for **£34.95**

**CD1**

Date

:	:	:
---	---	---

Access Card No.

5	2	2	4																
---	---	---	---	--	--	--	--	--	--	--	--	--	--	--	--	--	--	--	--

Barclaycard No.

4	9	2	9																
---	---	---	---	--	--	--	--	--	--	--	--	--	--	--	--	--	--	--	--

Expiry Date.

:	:
---	---

\*USER CLUB NUMBER.

--	--	--	--	--	--	--	--	--	--	--	--	--	--	--	--	--	--	--	--

\*\*NAME Mr/Mrs/Miss (Please delete)

Initials

Surname.

--	--	--	--	--	--	--	--	--	--	--	--	--	--	--	--	--	--	--	--

\*\*ADDRESS .....

.....

.....

.....

..... POST CODE .....

..... DAY PHONE NUMBER .....

.....

POST YOUR ORDER TO:

**AMSOFT**  
Victoria House,  
P.O. Box 10, Sunderland SR1 3RY.  
Or telephone the **ORDER ACTION LINE**  
**0783 673395**



# SIREN SOFTWARE

SIREN SOFTWARE

## DISCOVERY

TRANSFER YOUR TAPE BASED SOFTWARE TO DISC NOW HANDLES SOME TURBOLOADERS ALTERS BASIC LOADERS to get programs running without alteration.. Relocates programs plus all the normal features.

When comparing DISCOVERY WITH A Similar Program AMTIX said 'I found DISCOVERY just a bit easy to use'.

464/664 and 6128  
TAPE £7.99 DISC £11.99

**SIREN SOFTWARE**  
FOR SPEEDY DELIVERY SEND CHEQUES /P.O.S. TO:  
SIREN SOFTWARE, 76 BRIDGE ST, MANCHESTER M3 2RJ  
Tel: 061-796 6874  
*PLEASE ADD £150 FOR OVERSEAS ORDERS*

**NEW! Masterdisc** –  
*The complete suite of disc utilities on one disc.*

*Disc Duplicator, Double speed formattor.*

*Sector/Directory/Memory Editor, Basic protection remover + many, many more.*

£12.99 on disc,  
464, 664 and 6128 compatible.

## TAPE UTILITY

Back your software with ease. Now handles some TurboLoaders. Manages Headerless and Normal Programs.

Choice of 10 Save Speeds

'Simply the BEST'.

'The tape to tape Back-up copier to beat all tape to tape back up copies' Amsclub XTRA2

464 ONLY TAPE £6.99

SIREN SOFTWARE

## DISC DRIVE OWNERS....

## DISKON

464, 664 and 6128  
Disc £13.99

Put those 'Impossible' headerless programs onto disc.

Diskon give you the power to put headerless programs on disk and get them running.

Part 1 Enables you to transfer them to disc Part 2 Retrieves and runs them

This program is not an automatic program like Discovery and is not recommended for the novice user.

# SIREN SOFTWARE

# AMSTRAD IN MANCHESTER

**NOW IN STOCK**

CPC 6128  
CPC 464  
THE NEW PCW 8256!!

LUS..PLUS..PLUS..PLUS..PLUS..PLUS..PLUS..PLU

- JOYSTICKS ● SPEECH SYNTHESISERS
  - MP2 COLOUR MODULATORS
  - "SUPER POWER" EXPANSION KITS
  - ARNOR-MAXAM, UTOPIA AND PROTEXT
- AVAILABLE ON DISK AND CASSETTE —

LUS..PLUS..PLUS..PLUS..PLUS..PLUS..PLUS..PLU

A WIDE RANGE OF SOFTWARE FROM WORD PROCESSORS TO GAMES  
ALL GAMES AT BUDGET PRICES:  
**AT LEAST 50% OFF!!**

NOW IS THE TIME TO CALL IN AT:



**BUDGET SOFTWARE CENTRE**  
51 FENNEL STREET  
MANCHESTER M4 3DY

OR TEL: 061-834 2808



## This means YOU!

Imagine a program listing. A listing for an amazing action game, about 3k or 4k long. Mostly it is written in Basic but it might have a few machine code routines to do some of the things that need speed. It works on the 464 (with or without disc drive), 664 and 6128. It might run (using Mallard Basic) on the PCW8256. Did I hear you say you have one right here in your pocket? I did? Hand it over. We want to print it!

Yes, that's right, we want lots of shortish programs for our readers to type in. They don't have to be games – we just have a preference for them. They can be anything that we find interesting. The things we don't find interesting are biorythm programs, pools predictors, simple databases, or anything to do with quadratic equations – unless they are written in one line, cello-taped to half a million quid or draw a pretty picture on the screen. There are a few golden rules for submitting programs. Remember that you are writing a program for publication. Make your program easy to debug. Don't include unlistable characters in the program. Document start addresses and length of code when using machine code. Send the program on tape or cassette and include a SAE if you want it back. If you think the program does something particularly clever, write an explanation of the routine that does it. Don't include commands that work only on one particular machine. Now you know what to do, get cracking! Send off your program today to:

Liz Ting  
Amstrad Computer User  
169 Kings Road  
Brentwood CM14 4EF

LIZ TING

## MONEY MANAGER

"Quite the best and most flexible personal accounts system I've seen - also an inexpensive business system" CWTA SEP '85

### AMSTRAD CPC464/664/6128

Money manager is an easy-to-use system for recording all financial transactions as a matter of record (unlike most 'budgeting' systems), and for analysing them in a number of very powerful ways in order to facilitate sound financial management. It is ideal for controlling the finances of a small business, or for users wishing to control their personal finances in a businesslike way.

#### UNRIVALLED RANGE OF FEATURES:

- 50 user-defined income/expenditure classes, in logical groups.
- 9 user-defined accounts (bank, cash, credit card etc.)
- 12 months of data in memory.
- Automatic updating of starting balances when advancing months.
- 100 entries per month
- Validated entry of date, account, reference, class, descriptive text, amount, user-defined flag.
- Easy editing of entries (also validated).
- Entries optionally sorted e.g. by date.
- Full selectivity of report categories by account, class and flag.
- Detailed statements for selected months.
- Summary tables (class vs month) for whole year, with totals.
- Summary tables (class vs account) for whole year, with totals.
- Bar graphs (amount vs month) of 4 categories simultaneously.
- Pie charts (amount per year) of 10 categories simultaneously.
- Global search for any string.
- User-selected colours/shades.
- Drives any 80-column printer.
- Realistic set of demonstration/practice data.
- Comprehensive 12-page manual.



Cassette: £14.95 Disc: £17.95 (incl. VAT, p&p)

# Connect Systems

3 Flanchford Road, London W12 9ND



☎01-743 9792

VISA

# Lightwave



TREAT YOUR COMPUTER TO HIGH QUALITY, WEST GERMANY CABLES AND ACCESSORIES.

"THE STICK" JOYSTICK	464/664/6128	£12.99
PRINTER CABLE (2M)	464/664/6128	£13.95
EXT. MONITOR CABLES (2M)	464	£5.05
EXT. MONITOR CABLES (2M)	664/6128	£6.75
STEREO CABLE 2 x PHONO (2M)	464/664/6128	£4.15
STEREO CABLE 5-PIN DIN (2M)	464/664/6128	£4.15
JOYSTICK EXT. CABLE 9-PIN D TYPE (2M)		£6.25
JOYSTICK ADAPTOR	464/664/6128	£4.55

#### DUST COVERS

KEYBOARD	464	£5.95
MONITOR GREEN	464/664/6128	£8.95
MONITOR COLOUR	464/664/6128	£8.95
DISC DRIVE DDI-1, FD-1	464/664/6128	£4.95
PRINTER NLQ 401		£5.95
KEYBOARD	664	£7.35
KEYBOARD	6128	£7.35

SUPERB ANTI-GLARE SCREENS COLOUR/MONO, 12" + 14" FROM £18.95

ASK YOUR LOCAL DEALER OR SEND DIRECT.

PLEASE ADD £1.00 FOR P + P CHEQUES AND P.O.s TO:

**LIGHTWAVE LEISURE LTD**  
DEPT AU. P.O. BOX 23  
WALLASEY, MERSEYSIDE L44 1EW  
051-639 5050

## NEW TAPE AND DISC CPC464/6128 UTILITIES

Yes LERM, famous for our SPECTRUM programs, now has vital utilities for AMSTRAD owners. We also offer on ALL our products:

- A FULL MONEY BACK GUARANTEE.
- AN UPDATE SERVICE to get the latest version at a reduced price.

### TAPESPEED TWO (TS2)

#### ESSENTIAL FOR ALL 464 AND 6128 OWNERS

Convert your slow loading software from 1000 to a max. of 3600 baud. Stop and study programs. We believe TS2 to be the most comprehensive backup program of its type.

- AMAZING! — now converts many of the "CLICKY" leader programs, some will load into 6128 for the first time.
- Fully automatic. It loads in continuously up to 44k.
- Save at range of 9 speeds.
- Permanent display of HEADER plus STATUS information.
- Motor on/off. Insert PAUSE. Removes protection.
- Handles HEADERLESS files.
- Handles Amstrad programs with Spectrum loaders — convert to Amstrad for study and conversions. Speed (Baud rate) detector.
- VERY SIMPLE TO USE — FULL MANUAL.

### DISC MANAGER ONE

Essential to help you manage your AMSTRAD drive. No risk — try it and see how useful it can be.

- Does a CAT which can then be used to do repeat ERASURES very easily. Gives disc type. Memory free/used.
- 2 Disc editors — edit or study sectors of a disc.
- Recover ERASED files.
- Simple and fast whole disc or sector BACKUP copier.
- Send outputs to printer (CAT, sector contents, etc).
- Unsecured for easy adaptation/drive transfer.
- Menu driven — FULL manual.

#### ALL INCLUSIVE PRICES:

Tapespeed two: £6.50 Disc Manager £5.99 State 464 or 6128

(Overseas: add £1 within Europe, £1.50 others)  
SAE for more information.

LERM, DEPT AU, 10 BRUNSWICK GDNS,  
CORBY, NORTHANTS NN18 9ER

# Evesham Micros DOUBLER

HAVING PROBLEMS BACKING UP THE LATEST LOADING TECHNIQUES? **DOUBLER+** Will solve ALL your problems

After enormous success on the CMB 64 and Spectrum we now have "Doublers" available for the CPC464. Designed by DRAYSOFT, inventors of the infamous "Interface III", this superb unit will operate with 100% success guaranteed. It requires the use of an auxiliary cassette deck.

Simply plug in the "Doublers" on the expansion port, connect a tape player to it with the lead supplied, LOAD the software supplied in the normal way and you are ready to start. Using digital techniques "Doublers" will create a brand new machine back up of ALL software. 100% success GUARANTEED.

As a bonus "Speedcop" is included in the package. This is a superb conventional back up copier that will handle all normal AMSTRAD loaders. It has all the usual options like choice of save speed deprotect back etc.

Solve all your back up problems in one move, remember we guarantee success.

ONLY £16.95

### 3" DISCS

Fed up with paying silly prices?

1-9 £4.25 each  
10 for £39.00

Buy 10 and we will put "Excat" on one of the discs for you free of charge.

### Disc User? EXCAT

is a very useful utility that will give you the start and end addresses of all files on your discs, including binary. At little more than the cost of the disc that it is supplied on this is a worthwhile purchase. (The rest of the disc can be used as normal.)

ONLY £6.95

All prices include P&P and VAT. Send cheque, Postal Order or Credit Card No. Credit Card order accepted by phone. Callers welcome. Wide range of goods stocked. Trade enquiries welcome. European orders send price as advertised. Outside Europe £2.00 for airmail. Mail order to Evesham Shop please.

**EVEHAM MICROS**  
BRIDGE STREET, EVEHAM,  
WORCS., WR11 4RY.  
Tel: 0386 41989

**MICRO CENTRE**  
1756 PERSHORE ROAD,  
COTTERIDGE, BIRMINGHAM.  
Tel: 021-458 4564



# 100 AMSTRAD PROGRAMS

This is no joke. We really are selling 100 of the highest quality programs all on Mega Bonanza and all for only £9.95. Mega Bonanza consists of a twin cassette pack containing 50 games, 35 educational programs, 5 business programs and 10 other programs.

## GAMES

50 of the very best games are on Mega Bonanza. Games of all varieties are included including many arcade, adventures, role play and mind games. The games are Defenda, Bomb-Drop, Dictator, Dr Watson, Grand-Prix, Golf, Robin Hood, Tank Battle, Terrorist, Dallas, Satellite, Future, Interceptor, Lunar Lander, Lemmings, Money, Take-Off, World War 3 and much much more.

## EDUCATION

35 high quality educational programs in Maths, Physics, Chemistry, Biology, Computer Science, History and Geography. Ideal for 'O' Level revision or as a course companion.

## BUSINESS

5 Business programs dealing with Business Graphics, VAT, Sales Prediction and more.

## OTHERS

10 Miscellaneous programs including the first few issues of STRAD-BUG tape magazine, Graphics demos and Calander.

Unlike other compilation tapes, Mega Bonanza only contains high quality programs which would normally sell for £10 each!

So why spend £10 on one program when you can have 100 from the same price!

**MEGA BONANZA IS PROBABLY THE ONLY TAPE YOU WILL EVER NEED**

**MEGA BONANZA IS SUITABLE FOR AMSTRAD 464/664/6128 MICROS**

**MEGA-BONANZA TWIN CASSETTE PACK £9.95**

**MEGA-BONANZA DISC PACKAGE £14.95**

**ALL PRICES FULLY INCLUSIVE.**

Make cheques/P.O.'s payable to:- Ranjan

Send all orders to: **RANJAN, 3 WENSLEY CLOSE, HARPENDEN, HERTS, AL5 1RZ.**

**SOFTWARE WANTED:-** We are looking for good Amstrad games. If you think you have written anything of a high standard then send it to us. We pay high royalties or an outright cash payment.

## JACKSON COMPUTERS LIMITED

### JOIN OUR DISCOUNT CLUB!

Annual membership for £8.50  
Software discount of 15-25% off R.R.P.  
Hardware discount 15-25% off R.R.P.

All AMSTRAD and other leading makes of software available. Complete computer systems, disc drives, printers, joystick, modems, cables.

AMSTRAD CPC464 with colour monitor £279.95.  
AMSTRAD CPC6128 with Colour monitor £379.95.  
PCW8256 includes printer, monitor, disc drive for £419.95.

**SPECIAL OFFERS:** Any Amstrad CPC or PCW 8256 computer purchase annual membership is FREE. All prices include V.A.T., postage and packing. Please note new address.

Send for membership application form and full price list to:  
67 Selsdon Park Road, South Croydon, Surrey, CR2 8JN

## Super New - Educational Software (Amstrad)

1. Magic Maths (age 4-8) - Super arcade style games, super graphics, addictive.
2. Maths Mania (age 8-12) - The best educational game ever. Five levels of difficulty.
3. Better Maths I (age 12-16) - Measurement, Statistics, Interest, Factors, Algebra etc.
4. Better Spelling (age 9-14) - The best spelling course available; 16 menu options.
5. Physics I (age 12-16) - Excellent graphics: Matter, Density, Pressure, Electricity, Light, Sound etc. 9 menu options.
6. Chemistry I (age 12-16) - Oxygen, Hydrogen, Atoms, Carbon, Acids, Ion exchange etc. 8 menu options.
7. Biology I (age 12-16) - Life, Mammals, Photosynthesis, Respiration, Reproduction, Cycles, etc. 8 menu options.
8. Geography (Weather/Climate) (age 12-17) - Weather observation, Pressure, Wind, Temperature Climate etc.

CASS £8.95 DISK £12.95

48 hour delivery. Trade Enquiries Sought. Also BBC & Commodore Catalogues. ORDER NOW Tel: 010/353/61/27994.

## SCHOOL SOFTWARE LTD

Meadowvale, Raheen, Limerick, Ireland

## MEDIA TRANSFER

464/664/6128 compatible  
Overseas enquiries welcome

Free tape to disc transfer utility with issue one

Media Transfer is a new magazine for Disc Drive owners who are finding the transfer of tape based programs onto disc a lot harder than they had thought. Media Transfer will show you how to transfer some of the more complex programs onto disc. Easy to understand instructions are included with each routine (some routines may need the use of a Tape to Disc program ie. Transmat, Idle Meddler, Discovery). Issue 1 is now available and includes routines to transfer Way Of The Exploding Fist, Sorcery, Dun Darach and many many more.

To obtain a copy of Media Transfer send Cheque/P.O./Eurocheque for £2.50 to:-

### MEDIA TRANSFER

42 Mount Stewart Street,  
Carlisle, Lanarkshire ML8 5EB  
BRING YOUR DRIVES ALIVE

## AMSLUB

The Biggest Independent User Club for Amstrad Users. Look what we have to offer:-

Lifetime Registration  
Bi-Monthly Newsletter  
Bi-Monthly Tape Magazine  
News, Hardware/Software Reviews  
For Sale, Pen Pal  
Free Programs in each Tape Magazine  
Discounts, Special Offers  
Issue 9 includes free Nemesis adventure "BRAUN FREE!"

Lifetime UK Registration £5  
Lifetime European Registration £7  
Lifetime World Registration £10

464/664/6128 compatible  
Overseas members welcome

Send Cheque/P.O./Eurocheque for the appropriate sum to:-

### AMSLUB

42 Mount Stewart Street, Carlisle,  
Lanarkshire, Scotland, ML8 5EB.

## O.J. SOFTWARE

FAST FRIENDLY SERVICE

\*\*\*\*\*SPECIAL ORDER TWOOR MORE ITEMS AND DEDUCT AN EXTRA 50p PER ITEM

ADVENTURE		ARCADE		ARCADE	
RED MOON (664)	£5.95	ON THE RUN (664)	£6.95	3D BOXING (D)	£8.95
WARLORD (664)	£7.95	CAULDRON (664)	£7.95	COMP HITS6 DISC ONLY	£13.50
WORM PARADISE (664)	£8.95	GYROSCOPE (664)	£7.95	SORCERY + DISC ONLY	£12.45
ADRIAN MOLE (664)	£8.95	YIE AR KUNG FU (664)	£7.95	<b>BUS/UTILITIES</b>	
MRSAPORT (664)	£8.95	FIGHTING WARRIOR (664)	£7.95	MINI OFFICE	£4.95
NEVER END/STORY (664)	£8.95	D.T'S SUPERTEST	£7.95	GRAPHIC ADV CREATOR	£19.95
LORDS MIDNIGHT (D)	£8.95	PROJECT FUTURE (664)	£7.95	LAZER BASIC (664)	£12.95
THE HOBBIT (664)	£12.95	HIGHWAY ENCOUNTER (D)	£7.95	TASWORD 464D/128	£21.45
<b>STRATEGY/SIMULATION</b>		FRANK BRUNOS (D)	£7.95	MASTERCALC (D)	£21.95
BIG LEAGUE SOCCER	£5.95	SOLD A MILLION (D)	£8.95	MASTERFILE (D)	£21.95
MATCHPOINT (664)	£6.95	SPY V SPY (664)	£8.95	CASHBOOK ACC DISC	£28.95
WORLD BASEBALL (664)	£7.95	BRUCE LEE (664)	£8.95	<b>ACCESSORIES</b>	
MATCHDAY (664)	£7.95	HERB DUMMY RUN (664)	£8.95	BLANK DISCS	£4.50
FIGHTER PILOT (D)	£7.95	RAID II (664)	£8.95	QUICKSHOT II JOYSTICK	£8.50
BATTLE BRITAIN (664)	£8.95	WAY EXP FIST (664)	£8.95	PRINTER CABLE	£11.95
CYRUS II 3D CHESS (D)	£8.95	KNIGHTSHADE (664)	£8.95	SURESHOT JOYSTICK	£14.95
3D GRAND PRIX (D)	£8.95	STARION (664)	£8.95	ELEC STUDIO LIGHTPEN	£17.95
SCRABBLE (664)	£8.95	BOUNTY BOB (664)	£8.95	AMSTRAD SPEECH SYN	£27.95

NOTES:- (D) = DISC VERSION AVAILABLE (TAPE PRICE + £3.50) (664) = RUNS 664/128  
MOST ORDERS DESPATCHED BY RETURN (OUT OF STOCK ITEMS USALLY WITHIN 1 WEEK)  
CHEQUES/PO'S TO O.J. SOFTWARE (PRICES INCL. U.K. P&P)  
273 MOSSY LEA ROAD, WRIGHTINGTON, WIGAN LANC'S WN6 9RN  
Write or phone (0257) 421915 for FREE LIST and LATEST RELEASES  
OVERSEAS ORDERS. PLEASE ADD 50p EUROPE, £1.00 OTHERS PER ITEM

GOLD


# TANK COMMAND

Amsoft

MAGIC LOGIC  
1986



A MULTI - SCREEN GAME OF  
ACTION, STRATEGY & BATTLE



£13.95

Disc only

# DOORS OF DOOM



**£13.95**  
*DISC*



SOFT 07047 DISC

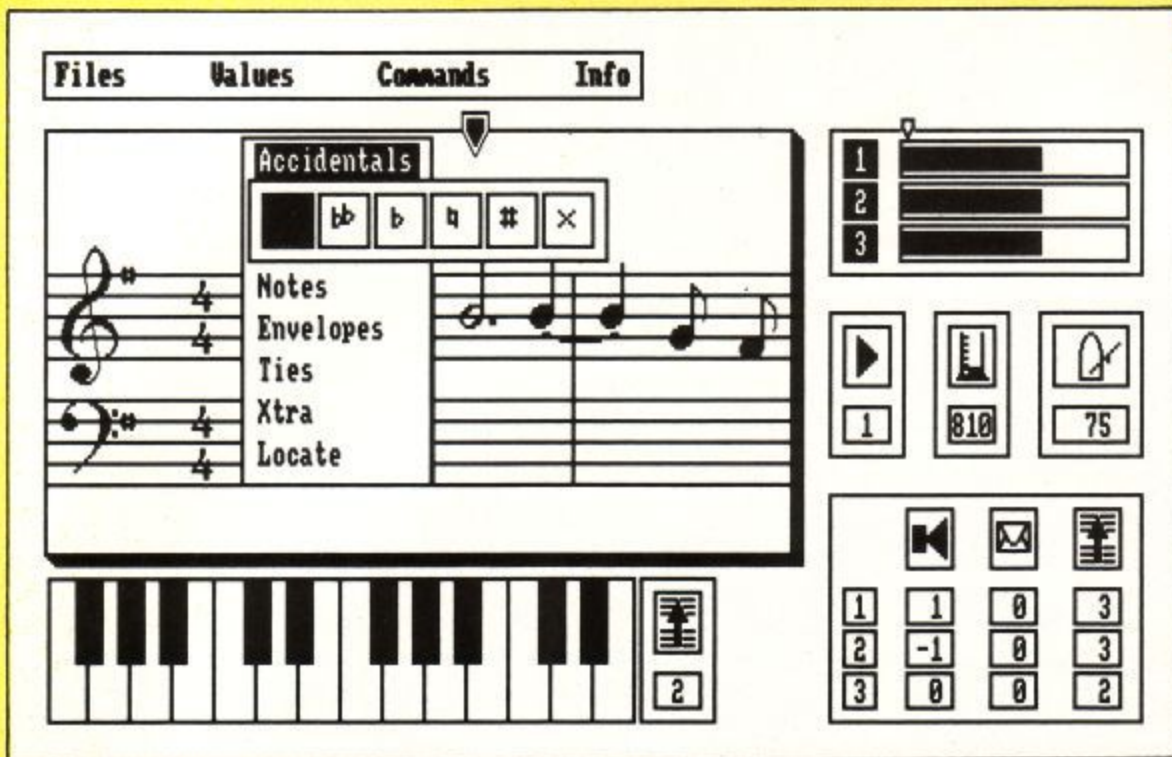
**Extended version Available on disc**

**£9.95**  
*TAPE*

SOFT 06047 TAPE



**ACTION AND ADVENTURE  
FROM AMSOFT GOLD**



The Music System (TMS) is a composing utility which allows you to enter notes from the keyboard and play them back. Ideal for a budding Paul McCartney. The key to the system is simplicity of operation, it is designed to be a word processor for music, full of options, trendy pop-down menus and windows. There is no facility for mouse control, although this may be incorporated in the next Rainbird product – the Art Studio.

To get the most from a complicated program you need a comprehensive manual. TMS comes with a 64 page ring bound book which folds flat, making it easy to read as you experiment. The most valuable page is the quick key reference. The manual has been prepared on an Apple Macintosh and typeset using a laser printer which gives it a nice open feel. There are plenty of diagrams and it is easy to follow.

## Getting started

The best way to get to grips with TMS is to dive in and get started. The tape version has a fast loader, but as the program is quite large it takes a little while to load so you get a pretty title screen (with a very nice Rainbird logo) to stare at while you wait. Once the program has loaded you can select the colours used by the system. The whole program runs in mode 2.

All the modules are displayed the whole time. As you step around them the one you have selected is highlighted by a shadow behind the relevant menu. The ESCape key moves you back to a previous level from any menu or sub-menu. This can be used as a panic button if you end up in a situation you can't get out of.

A metronome controls the speed at



**The musical capabilities of Amstrad are often overlooked but The Music System from Rainbird may put an end to that. Simon Rockman puts it to the test.**

which the music plays. The sequencer can be used to override envelopes. One feature which is new to the Amstrad version of TMS is relative volumes for the voices. In earlier versions you had to do some quite complicated filtering to make one voice louder than the rest.

Music is best entered by using the keyboard mode. This allows you to use the qwerty keyboard as though it were a piano. This is done in real time, so you really need to be both a pianist and a typist to be efficient. The keyboard speed can be set to a beginners level. Only a crochet at a time, but you still need to know what you are doing. The only way to master the keyboard option is to practice.

## The Editor

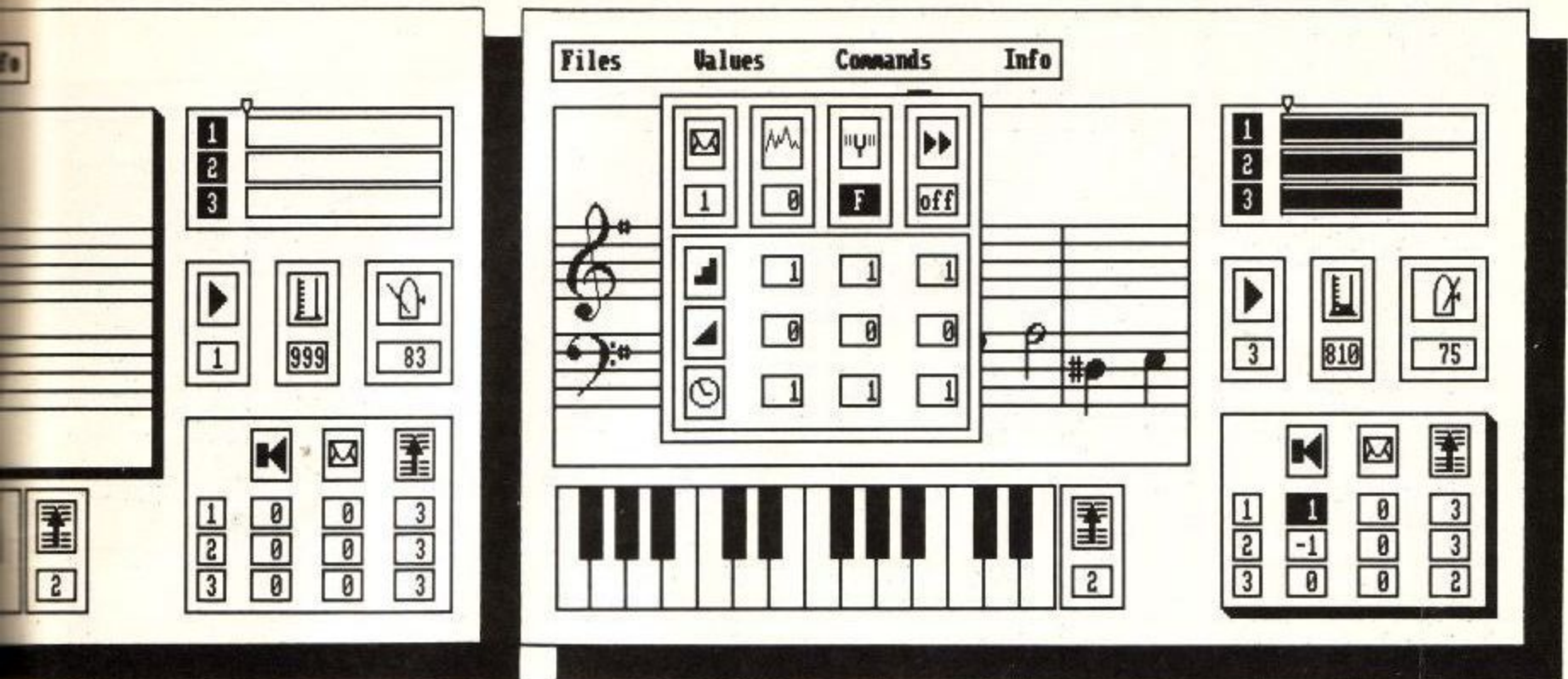
Those of us with less agile fingers will have to use the editor. Even the best computer pianist will probably spend as much time editing the score as entering it. The editor gives you access to file handling. Both the tape and disc versions support disc and tape storage. The file handling commands allow you to load, save, delete and catalogue your files. The load command lets you choose files from

a menu, none of the usual "what did I call that file?" problems.

You can play a tune with or without the bars scrolling by. This is especially useful if you want to spot a bum note, although you can only view one voice at a time. You can elect to listen to individual channels or mix them and play at being Paul Hardcastle.

Entering notes is a doddle. You are given a default note in a default position on the staff. The note can be moved up or down on the staff to change the pitch, sharpened or flattened. The length of the note can be selected from a menu. This includes dotted notes. Using TMS is an ideal way to learn musical notation, a sort of learn by doing system. You can set up a note, listen to it and decide if that is what you want. When you add notes the last note (the one you are fiddling with) is not entered until you press return. A pointer along the top of the staff shows whether the note has been entered or is a 'phantom' note. You can toggle between a note and a rest by just pressing the spacebar.

There is room for 999 notes per voice. A thermometer-like device shows how much room is left for each voice. This magnifies the amount consumed until the memory is half full. So although the



meter initially appears to drop rapidly there really is a lot of room.

### Bach to the keyboard

The Amstrad has a four octave range but the keyboard is only wide enough for typing two octaves at a time. To solve this problem the computer keyboard is used as a 'window' which scrolls up and down the octaves. If you cannot type as fast as you want to play you can enter the music at a slow speed and then speed up the playback. This can be done either using the metronome (a French elf who lives on the Paris tube) or by selecting the name for a particular speed, given in Italian (this really is educational isn't it?).

Editing music can cause the timing to be thrown out of line with the number of beats in the bar. This is set up at the beginning of the session and governs the speed of the whole thing. You can go through checking that the bars are OK automatically. The program will either give you the message "Good news - All OK" or stop at the error so that you can tidy it up.

As with a word processor you can cut and paste phrases. There is a scratchpad for you to copy stuff into which can then be written out onto another part of the staff. This makes it very easy to write music which all sounds the same, because it is the same. Perhaps Barry Manilow has got a Music System?

### How to Handel emphasis

The Music System has a very flexible set of envelopes. You can define up to eight and swap them in the middle of the music. This makes even a short phrase cut and pasted a few times with a load of

different envelopes sound great. Of course it is just as easy to make it sound dreadful, but then you can't expect artistic appreciation from a computer.

You can give an accent to whole bars. This makes a bar louder or softer at the beginning. It allows a sort of envelope within an envelope.

### Free tunes

Each copy of TMS has a set of sample tunes. These have all been written for Rainbird so that there is no copyright problem. It would have been very useful if Rainbird had produced a run-time module so that you could compose your tune and then use that data file to make the tune run from within a game of your own, but that would have required you to use code written by Rainbird which they want to retain the copyright to. It would also mean that you would have to write your program around their routines, something that most professional programmers would object to doing.

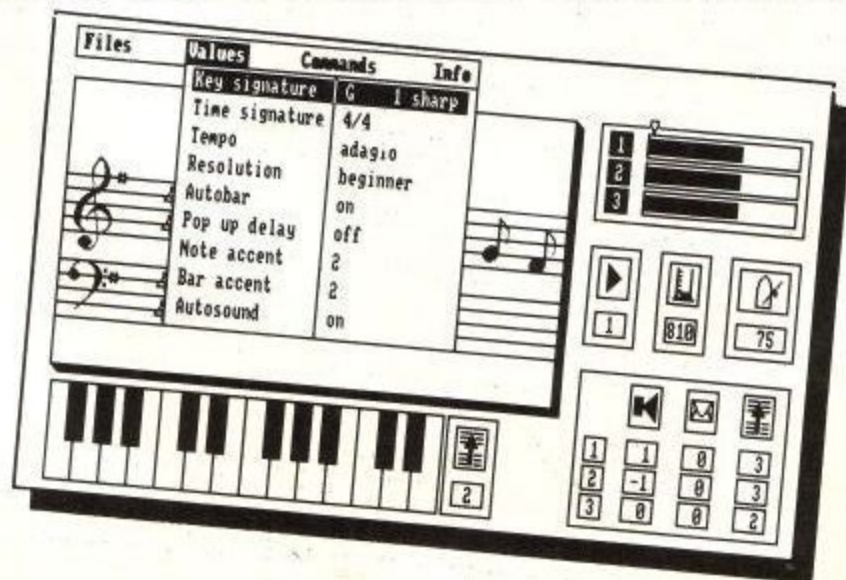
### Finale

Rainbird intend to produce software

which is a cut above the rest. They are not interested in games which are just a jolly good blast. They insist that there is a lot to each of their titles. There certainly is a lot to The Music System. A knowledge of music is helpful, but you soon learn how to fly the program. There will be an advanced system, called logically enough The Advanced Music System. This will load in each module from disc (no tape version) and have more room for tunes, a printer module and a linker to allow you to join together several files and make a really long tune.

The Music System costs £14.95 for the tape and £19.95 for the disc version, which given the extra cost involved in duplicating discs means that tape users are subsidising disc users. The Advanced Music System will cost £29.95 but there should be a discount for anyone who wants to part-exchange a standard Music System.

Even if you are only going to fiddle with music it is great fun to take a song-sheet and type in the tune, watching the notes scroll by. If you have any serious use for a music program it is a must. Add it to your Chopin list.



# SPECIAL DELIVERY: Our exclusive

There could be few things worse than missing your monthly dose of *Amstrad Computer User*. One way of ensuring you don't suffer this fate is to subscribe to *ACU*. You can make sure of getting the next 12 copies of *ACU* for only £12 including postage and packing.

*Amstrad Computer User* is the ideal source of reference for every user of Amstrad computers. Keep your magazines tidy and in tip-top condition by using our top quality binder. The *Amstrad Computer User* binder holds 12 issues. Each binder is black with the *ACU* logo embossed in a bright red. Only £3.95.

### RAM Expansion

Expand your CPC memory with a DK'Tronics Rampack. Available as either a 64k or 256k unit the Rampack makes the CPC464 and CPC664 hardware compatible with the CPC6128. The extra RAM can be used to store screens, text or data. The unit comes with a full set of RSXes to make using the extra RAM as easy as possible. For prices see order form on the right.

Keep your equipment free from dust and grime with an *Amstrad Computer User* dustcover, made from clear pliable vinyl and bound by strong red cotton and sporting the *ACU* logo.

CPC 464/664 keyboard cover .....	£3.95
CPC 6128 keyboard cover .....	£3.95
Green screen monitor cover .....	£5.95
Colour screen monitor cover .....	£5.95
PCW 8256 keyboard, monitor and printer set .....	£11.95

### Amstrad User program listings on tape and disc

Tapes contain all the major listings from *Amstrad Computer User*. Discs offer better value for money as they also contain public domain software from the CP/M users' group. Contents for the last two months:

#### January

Mode 3, how to use the Amstrad's secret 8k screen mode.  
Sorcery, Plus Pokes and Sprite editor.  
Shaded Dump, utility for Epson compatible printers.  
Pak Caverns, machine code and Basic game.

#### February

Animation: make your own computer titles.  
Roland takes a running Jump. Game and Screen designer.  
Galaxians Revenge. Space Shoot-em-up.

Tapes £3.50

Discs £6.50

ACU 1

# Special reader offers



**ALL BACKNUMBERS**  
£1.25  
incl. P&P

- Issues 1 and 2** sold out.
- Issue 3** (Jan/Feb '85): Listings special, Amthello, Up the Beanstalk.
- Issue 4** (March '85): Software checklist, simple screen dump with events.
- Issue 5** (April '85): Games special, Sorcery and more.
- Issue 6** (May '85): The CPC 664, first full review.
- Issue 7** (June '85): Rock Hopper listing, Plotter & Printer reviews.
- Issue 8** (July '85): Speech Synthesis reviewed, 664 & 6128 to 464 conversion program.
- Issue 9** (August '85): Drawing packages compared, Screen designer Vs Artwork and Artist.
- Issue 10** (Sep '85): Jet Set Willy Map & Pokes, Knightlore Map.
- Issue 11** (Oct '85): CPC6128 full review, PCW 8256 Preview.
- Issue 12** (Nov '85): DMP 2000, Full review.
- Issue 13** (Dec '85): Making a telly ad, Wally map & Pokes.
- Issue 14** (Jan '86): Mode 3, simple screen switching.
- Issue 15** (Feb '86): RAM expansions reviewed, Bumper business supplement.

All back issues  
£1.25 incl. p&p.

# AMSTRAD COMPUTER USER

## ORDER FORM

Valid to 31.3.86

All prices include postage packing & VAT.  
All overseas items despatched by air mail.  
Offers subject to availability.

Subscription		(✓)	£	p
UK and Eire £12 .....	8000	<input type="checkbox"/>		
Europe £25 .....	8001	<input type="checkbox"/>		
Overseas £40 .....	8002	<input type="checkbox"/>		

Backnumbers		Issue	Month	Price	Code	
		Issue 3	Jan/Feb '85	£1.25	8003	<input type="checkbox"/>
		Issue 4	March	£1.25	8004	<input type="checkbox"/>
		Issue 5	April	£1.25	8005	<input type="checkbox"/>
		Issue 6	May	£1.25	8006	<input type="checkbox"/>
		Issue 7	June	£1.25	8007	<input type="checkbox"/>
		Issue 8	July	£1.25	8008	<input type="checkbox"/>
		Issue 9	August	£1.25	8009	<input type="checkbox"/>
		Issue 10	September	£1.25	8010	<input type="checkbox"/>
		Issue 11	October	£1.25	8011	<input type="checkbox"/>
		Issue 12	November	£1.25	8012	<input type="checkbox"/>
		Issue 13	December	£1.25	8013	<input type="checkbox"/>
		Issue 14	January '86	£1.25	8014	<input type="checkbox"/>
		Issue 15	February	£1.25	8015	<input type="checkbox"/>

Tapes & Discs		Tape	Disc
January '86 .....	8044/5	<input type="checkbox"/>	<input type="checkbox"/>
February '86 .....	8046/7	<input type="checkbox"/>	<input type="checkbox"/>
March '86 .....	8048/9	<input type="checkbox"/>	<input type="checkbox"/>

Tapes £3.50; Discs £6.50

ACU Dustcovers		Code	
CPC 464/664 keyboard .....	8100	<input type="checkbox"/>	
CPC 6128 keyboard .....	8101	<input type="checkbox"/>	
£3.95 UK; £4.50 Overseas			
CPC range green screen .....	8102	<input type="checkbox"/>	
CPC range colour monitor .....	8103	<input type="checkbox"/>	
£5.95 UK; £7.45 Overseas			
PCW.8256 keyboard, monitor and printer set .....	8104	<input type="checkbox"/>	
£11.95 UK; £14.20 Overseas			

ACU Binders		Code	
£3.95 UK	8106	<input type="checkbox"/>	
£6.95 Overseas			

DK'Tronics RAM Expansions		Code	
CPC 464 64k Rampack .....	£45.95	8107	<input type="checkbox"/>
CPC 464 256k Rampack .....	£89.95	8108	<input type="checkbox"/>
CPC 6128 64k Rampack .....	£45.95	8109	<input type="checkbox"/>
CPC 6128 256k Rampack .....	£89.95	8110	<input type="checkbox"/>
CPC 464 Silicon Disc .....	£89.95	8111	<input type="checkbox"/>
CPC 6128 Silicon Disc .....	£89.95	8112	<input type="checkbox"/>

Overseas readers, please add £1 per item unless otherwise indicated

TOTAL

Send to:  
Amstrad Computer User,  
Freepost,  
36 St Petersgate,  
Stockport  
SK1 1HL.

Telephone orders 061-429 7931 24 hours  
Enquiries 061-480 0171 9am-5pm

Payment please indicate method (✓)

Access/Mastercharge/Eurocard

Barclaycard/Visa

Cheque PO made payable to Amstrad Computer User

Expiry date

Name \_\_\_\_\_

Address \_\_\_\_\_

Please allow up to 28 days for delivery

ACU3

# SHEKHANA COMPUTER SERVICES

	RRP	Our Price		RRP	Our Price
Elite	14.95	12.95	Way of Exploding Fist	9.95	7.50
Elite (disk)	17.95	15.95	Way of the Tiger	9.95	7.95
Bomb Jack	8.95	6.75	Desert Rats	9.95	7.50
Marsport	9.95	7.50	Spy v Spy (disk)	14.95	12.95
Frank Brunos Boxing	8.95	6.75	Spy v Spy	9.95	7.50
Spitfire 40	9.95	7.50	Critical Mass	8.95	6.75
Commando	9.95	7.50	Sabotage	8.95	6.75
B. McGuigans Boxing	9.95	7.50	Turbo Esprit	8.95	6.75
Winter Sports	9.95	7.95	Grand Prix Rally 2	8.95	6.95
Boulder Dash	9.95	7.50	Lords of Midnight (disk)	13.95	11.95
Fighter Pilot	8.95	6.95	*Star Quake	8.95	7.50
Tornado Low Level (disk)	13.95	11.95	Swords and Sorcery	9.95	7.95
Matchpoint	9.95	7.50	Azimuth (Head Alignment)	8.95	7.50
The Hobbit	14.95	11.95	3D Grand Prix (disk)	13.95	11.95
Sweevos World	7.95	5.95	Rock & Wrestle	8.95	7.50
3D Voice Chess	12.95	10.95	Theatre Europe	9.95	7.95
Night Shades	9.95	7.50	Bounder	9.95	7.95
Rambo	8.95	6.75	3D Boxing (disk)	13.95	11.95
Lord of The Rings	15.95	12.95	Mastercalc	24.95	22.50
Southern Belle	8.95	6.95	Hitchhikers Guide to Galaxy		24.95
Skyfox	9.95	7.50	Zork I		19.95
Sorcery	8.95	6.95	Deadline		19.95
Alien 8	9.95	7.50	Seastalker		19.95
Beach Head II	9.95	7.50	Planetfall		19.95
Arnhem	9.95	7.95	Tornado Low Level	7.95	5.95
Goonies	9.95	7.50	Highway Encounter	8.95	6.95
Impossible Mission	9.95	7.95	Nick Faldo's Golf	9.95	8.50
Winter Games	9.95	7.50	Glass	9.95	7.95
Superbowl	9.95	7.50	Slap Shot	8.95	7.50
Single 3 inch Disk		4.95	3D Stunt Rider	8.95	7.50
3D Star Strike	6.95	5.50	Knight Lore	9.95	7.50
Masterfile	24.95	22.50	Red Arrows	9.95	7.50
Yie Ar Kung Fu	8.95	6.75	Raid Over Moscow (disk)	13.95	11.95
Mini Office	5.95	4.99	Worm In Paradise	9.95	7.50
Scrabble	9.95	7.50	3D Grand Prix	9.95	7.50
Bruce Lee	9.95	7.95	Tank Busters	7.95	6.50
Lords of Midnight	8.95	7.25	Roller Coaster	8.95	6.75
Sorcery + (disk)	13.95	11.95	3D Boxing	9.95	7.50
Mini Office II	14.95	12.95	Forbidden Planet	7.95	5.95
Mini Office II (disk)	19.95	17.50	Diary of Adrian Moie	9.99	7.50
Fighter Pilot (disk)	12.95	10.95	3D Cyruss II Chess (disk)	13.95	11.95
Roland in Space (disk)	12.95	10.95	The Electric Studio Pen	19.95	17.95
Yabba Dabba Doo	8.95	7.50	Bridge Player 3	12.95	10.95
They Sold A Million	9.95	7.50	Quickshot II-Joystick	12.95	8.99
Lazer Basic	14.95	12.95	3D Cyruss II Chess	9.95	7.95

For Mail Order Please send Cheques/P.O. to:  
SCS (DEPT AMUS), P.O. BOX 394 LONDON N15 6JL.  
(P&P INCLUDED IN UK). EUROPE ADD £1.00 PER TAPE.  
ELSEWHERE AT COST. Tel: 01-800 3156. S.A.E. FOR LIST

If you would like to pick up your discount software please bring your copy of this advert to Computre,  
Unit 5, 221 Tottenham Court Road, London W1 (near Gloucester St. Tube Station).

Open 6 days a week from 10am-6pm.

Access and Visa Card Hot Line please ring: 01-631 4627

Credit Card Orders despatched same day - subject to availability

\* Please ring to confirm availability

# UNLOCK YOUR

## AMSTRAD 464/664/6128

### \*SNAPSHOT

● Tape backup utility for normal and headerless tapes

Powerful tape utility that will back up your tape based software, so simple to use it's childs play!

On screen details of program length. Easy push-button selection for your choice of saving speed. The next best thing to a disc drive.

Tape £6.99

### AMSHELP

● Transfer tape software to disc

Better than most, AMSHELP will even transfer ASCII files. Also automatically adds a relocater for those programs that overwrite the disc memory area.

FREE Disc deprotector, list protected programs etc.

Tape £6.99 Disc £10.99

### LOCKSMITH+

● Disc utility collection

The most user friendly utility of its type, this disc includes the functions that our customers have asked for, the options include, UNERASE, RENAME, MAKE INVISIBLE, MAKE VISIBLE, SET TO READ ONLY, SET TO READ & WRITE, CHANGE USER AREA, INFORMATION ON FILE LOCATION & LENGTH, PROGRAM DEPROTECTOR, DISC-COPY, DISC SPEED-UP, FAST AND EASY FORMAT, FULL DISC TRACK SECTOR EDITOR, etc. This utility will even show hidden programs and allow you to back up discs with bad or illegal sectors and tracks (unlike some imitations) all functions are easy to use, full on screen information.

Disc £10.99

### SLOW-MOTION

Now for your Amstrad, the wonderful utility that actually allows you to slow down the speed of any game (play at any speed and zap the aliens back) instantly adjustable, from full speed to freeze frame.

£15.99

● LOCKSMITH+ available on ROM at £19.99

● Full Spec Eprom Blower, no additional power supply required, please send a S.A.E. for details.

Prices include packing and postage Overseas orders please add £1

### INTERLOCK SERVICES LTD

123b Brent Street, London NW4 2DX

Tel: 01-202 8727

(Personal callers welcome)



# POOLSWINNER

THE ULTIMATE POOLS PREDICTION PROGRAM

- **MASSIVE DATABASE** Poolswinner is a sophisticated Pools prediction aid. It comes complete with the largest database available - 22000 matches over 10 years. The database updates automatically as results come in.
- **PREDICTS** Not just SCOREDRAWS, but AWAYS, HOMES and NO SCORES.
- **SUCCESSFUL** SELEC guarantee that Poolswinner performs significantly better than chance.
- **ADAPTABLE** Probabilities are given on every fixture - choose as many selections as you need for your bet. The precise prediction formula can be set by the user - you can develop and test your own unique method.
- **SIMPLE DATA ENTRY** All team names are in the program. Simply type in the reference numbers from the screen. Or use FIXGEN to produce fixture list automatically (see below).
- **DISC/MICRODRIVE COMPATIBLE** Tapes supplied with conversion instructions.
- **PRINTER SUPPORT** Full hard copy printout of data if you have a printer.

AVAILABLE FOR Spectrum (48K), Commodore 64, VIC 20 (+16K), AMSTRAD, BBC B, Atari (48K), ZX81 (16K), Dragon, Apple II, ELECTRON

PRICE £15.00 (all inclusive)

**NOW AVAILABLE**

**FIXGEN 85/6**

AT LAST: No more struggling for hours to get the fixture list into the computer. FIXGEN has been programmed with all English and Scottish fixtures for 1988/6. Simply type in the date, and the full fixture list is generated in seconds. Fully compatible with Poolswinner.

POOLSWINNER with FIXGEN £16.50 (all inclusive)

## COURSEWINNER v3

THE PUNTERS COMPUTER PROGRAM

NOT JUST A TIPSTER PROGRAM, Coursewinner V3 can be used by experts and occasional punters alike.

You can develop and test your own unique winning system by adjusting the analysis formula, or use the program in simple mode. Coursewinner V3 uses statistical analysis of major factors including past form, speed ratings, course statistics, prize money, weight, going, trainer and jockey form etc. It outputs most likely winners, good long odds bets, forecasts, tricasts etc. The database includes vital course statistics for all British courses. You can update the database - never goes out of date.

AVAILABLE FOR Spectrum (48K), Commodore 64, BBC (B), AMSTRAD, Atari (48K), Apple II

PRICE £15.00 (all inclusive) includes Flat AND National Hunt versions.

Send Cheques/POs for return of post service to ...



phone 24 hrs



SOFTWARE:



phone 24 hrs

37 COUNCILLOR LANE, CHEADLE, CHESHIRE. ☎ 061-428 7425

(Send for full list of our software)

# THE CODE MACHINE

## AMSTRAD MACHINE CODE PROGRAMMING

THE EASY WAY

Accepts nearly 100 "hidden" Z80 instructions that use the Index Registers as four extra 8-BIT registers.

Are you trying to choose an Assembler? There's plenty of choice, but which one is best? It should be fast, simple to use, versatile, and offer maximum debugging information.

The CODE MACHINE is an Assembler and a separate Monitor (both relocatable RSXs) with many features not found elsewhere to speed and simplify program development. It has received much praise from the industry, and is the first choice of many leading games authors and software houses.

With a 72 page manual and flexible command structure it's ideal for beginners, yet it offers all the sophistication and fine detail needed by professional programmers for very long programs.

Single Stepping is essential for both learning and debugging, but not all Amstrad Assemblers provide it. Others only give you part of the picture. The CODE MACHINE shows you far more at each step. You can really see what's going on. Everything about the CODE MACHINE is designed for speed, simplicity and information. It is the EASY way to machine code. Surely it must now be the No. 1.

CHECK THE REST, THEN BUY THE BEST. We feel sure you will choose the CODE MACHINE.

Cassette and Disk versions are identical with full features, and compatible with 464/664/6128 machines.

Cassette version includes back-up to Disk. Save £4 and make your own Disk copy.

### FEATURES INCLUDE:

**ASSEMBLER:** Auto; Renum; Copy; Delete; Copy Cursor etc. (i.e. just like Basic); Screen modes 1 or 2; Single key commands; Fully Disk compatible; Extended Disk facilities with Verify command; Assembly from Disk/Tape into RAM or back to Disk/Tape; Access to External Commands (RSXs); Auto tabulation of displays; Fully relocatable. Sets itself up as RSX.

**MONITOR:** Inspect/change memory; Hex/graphics dump; Search for Hex/ASCII; Disassembler; Breakpoints; Enable and inspect either ROM area; Accepts any value in any register, even ALT registers; Fully relocatable even under lower ROM; Sets itself up as RSX; Single Step with display of all registers, stack contents, ROM and interrupt status; Windows onto memory contents; Will single step the ROMs.

- \* "Gets used and abused but comes out on top" (Computing Today)
- \* "A first class product" (Pop. Comp. Wkly)
- \* "Lots of options not available on other programs" (E&CM)
- \* "Hand crafted and polished till they shine" (CT)
- \* "Be sure you have the CODE MACHINE tucked firmly under your arm...highly recommended" (Comp. with Amstrad)
- \* "The Monitor has some rather nice goodies" (E&CM)
- \* "Their programs have a certain completeness sometimes lacking elsewhere" (CT)

CASS - £19.95 inc VAT + P&P  
DISK - £23.95 inc. VAT + P&P

Send SAE for full details  
FAST MAIL ORDER from:

PICTURESQUE, Dept AU.6 Corkscrew Hill, West Wickham, Kent, BR4 9BB.

## ASTROLOGY for beginners

Teach yourself astrology using your Amstrad

A Starter Pack comprising a simple program to calculate a horoscope, an introductory booklet and 2 self-teaching programs (how to interpret the horoscope)

**£11.50 cassette £15.50 disc**

**No previous knowledge required**

Also many other programs for more experienced astrologers

Please send the Astrology Starter Pack for my Amstrad 464/664/6128/8256. I enclose a cheque/PO, U.K. for £11.50/£15.50 (inc p&p). Outside UK add 50p; or, I enclose a large sae for free catalogue.

Name .....

Address .....

**ASTROCALC** (Dept A) 67 Peascroft Road  
Hemel Hempstead, Herts HP3 8ER Tel: 0442 51809

## FAST reliable service of DATA-DUPLICATION

for most computers. Comprehensive facilities include erasure/re-recording, blank discs/cassettes blank or printed labels/inlays.

COMPETITIVE PRICE LIST from:

**SIMON STABLE PROMOTIONS  
CASSETTE DUPLICATIONS**

The Knightsbridge Stables, 20 West End,  
Launton, Oxon OX6 0DF. Tel: 086925 2831. PL395

## STEREO SOUND

Personal listening in stereo from your Amstrad. All around sound from games and music. Uses stereo or O.P. socket only.

STEREO HEADPHONE AMPLIFIER **£11**  
LIGHTWEIGHT STEREO HEADPHONES **£4.50**

Both for **£15. P&P included**

**A.S. DENBY**  
6 Ropewalk, Alcester, Warks B49 5DD

## Micro-Aid

Software:	CASHBOOK Double Entry bookkeeping .....	£14.95
	MAILING 250 names/addresses for label printing .....	£14.95
	PAYROLL full system with 1, 2 & 4 weekly & monthly, contracted in and out, 3 overtime etc. etc. ....	£49.95
*****	SPECIAL OFFER (Last THREE programs on one disc) .....	£55.00
	Pocket Wordstar famous CP/M Wordprocessor .....	£109.00
	Pocket Calcstar .....	£47.50
Printers:	CPA-80 100cps Friction & Tractor .....	£189.95
	CPA-80 cartridge printer ribbon .....	£5.50
	Epson LX-80 100cps NLQ Friction & Tractor .....	£269.00
	IBICO LTR-1 Letter Quality Friction .....	£113.85
Printer Cable	suitable for Amstrad to Centronics .....	£7.95
Disc Drive (2nd)	with power supply for CPC machines .....	£87.95
Discs:	3" Double sided .....	each £4.25
	3" Double sided .....	box of 10 £38.50
Cassettes:	C15 boxed in 5's, leaderless .....	10 for £2.50
Listing Paper	Box 2,000 sheets 11" x 9.5" .....	£14.95
Labels for Mailing	1,000 3 across 2.75" x 1.4375" .....	£6.50

Prices include VAT. Add 50p for Postage & Packing.

Micro-Aid (Amstrad),  
25 Fore Street, Praze, Camborne, Cornwall. TR14 0JX  
or Telephone 0209-831274 with ACCESS or PRESTEL \*2582020

## FULLY EXPANDABLE INTERFACE FOR THE AMSTRAD 464/664/6128

- Dual RS 232 ● 4 Sideways ROM Sockets
- 8 Bit Printer Port ● 8 Bit User Port **£78.20**
- 4 SIDEWAYS ROM SOCKETS UNIT with  
Through Expansion Socket **£31.05**
- 3" Disc Box of 10 **£39.75**
- EPROM Programming Service (Basic/Machine) POA
- PUBLIC DOMAIN SOFTWARE Catalog. (Disc) **£5.75**
- SIMPLE ACCOUNTS-Book Keeping (Disc) **£34.95**
- PRO-ED/A Professional Text Editor (Disc) **£35.00**

Write/Phone for further details:

**PANDA ELECTRONICS LIMITED**  
64 Harding Way, Cambridge CB4 3RR *Dealers Enquiries  
Telephone: (0223) 354887 Welcome*

## DUST COVER SETS

Amstrad PCW 8256 **£11.95** per set

In pale grey - proofed nylon, treated with an anti-static inhibitor,  
MONITOR & PRINTER covers piped in green.  
Name hot foil printed on KEYBOARD cover

Amstrad CPC 6128/464/664 **£7.00** per set

Matching dark grey proofed nylon, treated with anti-static inhibitor. MONITOR cover  
piped in GREEN for 464, in BLUE for 664 and RED for 6128

PRINTER COVERS TO MATCH ABOVE, AMSTRAD DMP2000 BROTHER M1009 CANON PW1080A,  
EPSON FX80, RX80, LX80, MANISMAN MT80, SHINWA CPA80, TAXAN P810 ALL £4.50  
Covers for other printers also available DDI £2.50, double drives £3.50

Prices inc. postage in UK, overseas customers please add Europe 50p others  
£2.00 (air-mail), please state model and colour or monochrome.

**BBD COMPUTER DUST COVERS, 39 MANSE AVENUE, WRIGHTINGTON, WN6 9RP.**  
Telephone 0257-422968

## 3" disks **£2.99**

Prices per box of 10 1-4 5-9 10-24 25-49  
(excl VAT)

CF2 29.90 28.90 27.90 26.90

Single disks **£3.50** each 5 off **£3.20** each

Double sided for use with single sided drives

- 1 All prices include 2nd Class delivery (U.K. mainland) but exclude VAT. For urgent deliveries or outside U.K. mainland, please telephone for delivery charges.
- 2 Telephone orders can be accepted from Government bodies, schools, etc. or with a VISA card
- 3 Send cheque made payable to "IDS Computer Supplies", with order to the address below. Don't forget the VAT

**IDS Computer Supplies** (0908) 569655

15 Darin Court, Crown Hill, Milton Keynes MK8 0AD



## MENU - MAGIC

For CPC 6128 disc users.

Have up to 52 of your favourite programmes on one disc.

Load and run with a single key press.

Avoid the frustration of miss-spelt program names.

Supplied on three inch disc for the fully inclusive price

**Only £9.95 cash with order only**

Make cheques/postal orders payable to:

**L.G. Tanner.**

Allow 21 days for delivery.

**Stalbridge - Software - Consultant**  
20 Hardy Crescent, Westacres,  
Stalbridge, Dorset DT10 2PD.

## FORECASTING

Full professional quality software  
with carefully written manual of 45 big pages - more a course in  
the subject!

**WHAT DO YOU NEED TO PREDICT:** Sales, finance, workload, demand,  
prices, competition?

**WHAT DO YOU NEED TO ANALYSE:** Relationship between social data  
and transport demand, between time and various dimensions?

Each decision you make means a number of assumptions about the future,  
take advantage of your Amstrad's power to analyse and predict using:

**Polynomial regression, Trend and seasonal variations, Stepwise multiple  
regression analysis, Transformations, Exponential smoothing, Adaptive  
filtering**

These programs, developed on real problems over a year's teaching and  
consultancy use the powerful Amstrad graphics to fit curves and analyse  
patterns as part of a decision process.

Prices for 464, 664, 6128 - **Cassette £18.95 Disc £23.95** both inc. P&P.  
(PCW 8256 disc available soon).

**J.P.C. SOFTWARE**

Hatherley Farmhouse, Mill Road, Little Melton,  
Norwich NR9 3NZ.

# The Least Significant Bit

## It's all happening

We all know this is a fast moving business, but the rate at which things have been happening in and around the Amstrad scene since just before Christmas defies all belief. The sale of this noble organ (ACU to you lot); the sale of Amsoft to a new company created for the purpose; Alan Sugar's award as "personality of the year" in the RITA ceremony. Where will it all end?

## It's not all happening

About the only thing that didn't happen was the expected gong for Alan Sugar in the New Year's Honours. What with Bob Geldof and Alan Sugar being left out, maybe a sunny demeanour and joyful disposition count more in such things than a proven ability and desire to "get on with it" and cut out the crap.

At least Imagine software pioneer Bruce Everiss wasn't made a Viscount, although the rumour that the ribbon attached to the insignia wouldn't fit over his head is not entirely without foundation.

## It's all happened

And then there was the outbreak of exhibitionism that fell upon us all just after we had recovered from Christmas and the New Year. The first question one weary exhibitor asked the organiser of the Novotel ACU Show was if he dared to announce the time of the next Amstrad User Show. After all, it was during the first evening of the first ACU show that Peter Brameld stood

up to jeers from the assembled throng who had just endured a day in something akin to the black hole of Calcutta (were you there? Everyone else appeared to be) to announce that there was to be another one just after Christmas.

So the tone of this enquiry was threatening - if not downright homicidal. However, two days and a good few rattles of the till later, the inevitability of the next ACU show was not too serious a matter for most of the exhibitors.

## And then there was the Which Computer? Show

Last year, the Which Computer Show at the Birmingham NEC got lost under a blanket of snow, and about three stray motorists and a lost sheep found their way in. Expectations for the 1986 event were therefore cautious.

As it happened the show was more vibrant and better attended than either PCW or Compec - both of these Olympia based shows beginning to suffer severely from the hopelessness of the parking situation, and the fact that Londoners are becoming very punchy about it all.

1985's PCW show really lost its way, and Compec annoyed most of the more interesting exhibitors by enforcing a curious scheme of software segregation. The Which Computer show managed to cheer up the entire industry, although the significance of the fact that Amstrad and Commodore were the two busiest stands was trying to be ignored by everyone else hawking their flavour of IBM PC clone or printer. My goodness, aren't there a lot of printers available these days?

So how curious that the most technically exciting and advanced product and the oldest and cheapest products should steal the show. (Actually it's not at all curious, but don't tell the other 200-odd exhibitors, let them find out the hard way that you either succeed by attracting new users in for the first time, or attract existing users by providing something quite startlingly new and eye catching.)

## ADVERTISERS' INDEX

ADVANCED MEMORY SYSTEMS .....	4	DIGITAL RESEARCH .....	13/15	OJ SOFTWARE .....	89
ADVANTAGE .....	(IX)	DK'TRONICS .....	(XII/XIII/100/82)	OXFORD COMPUTER SYSTEMS .....	56
AMSCLUB .....	89	THE ELECTRIC STUDIO .....	57	PACE MICRO TECHNOLOGY .....	63
AMSOFT .....	85	EVESHAM MICROS .....	88	PALACE SOFTWARE .....	56
AMSTRAD .....	68/69/90/91	GARWOOD (WHOLESALE) LIMITED .....	50	PANDA ELECTRONICS .....	97
AMSTRADRAW .....	80	GLOBAL SOFTWARE .....	82	PICTURESQUE .....	96
ARIOLASOFT .....	37	GRAF SALES .....	48	PRIDE UTILITIES .....	25
ARNOR .....	10/11	GRAYFIELDS LIMITED .....	(IX)	QUEST .....	(XXIV)
ASTROCALC .....	97	HI-SOFT .....	31	RANJAN COMPUTER SOFTWARE .....	89
BBDDUST COVERS .....	97	IDS COMPUTER SUPPLIES .....	97	RATIONAL SOLUTIONS .....	78
BEEBUGSOFT .....	44/45	IANSYST LIMITED .....	(XVI)	ROMANTIC ROBOT .....	75
BOOK CLUB ASSOCIATES .....	Loose Insert	INCENTIVE SOFTWARE .....	17	RSD CONNECTIONS .....	80
CAMPBELL SOFTWARE DESIGN .....	64	INTERLOCK SERVICES LIMITED .....	96	SAGE SOFT .....	39
CAMBRIAN SOFTWARE WORKS .....	(XXIII)	JACKSON COMPUTERS .....	89	SAXON COMPUTING .....	25
CASCADE GAMES LIMITED .....	49	JPC SOFTWARE .....	97	SCHOOL SOFTWARE LIMITED .....	89
CAXTON SOFTWARE LIMITED .....	(IV/VII)	KDS ELECTRONICS .....	40	SELEC SOFTWARE .....	96
CELCOM .....	87	KUMA COMPUTERS LIMITED .....	33	SHEKHANA COMPUTER SERVICES .....	96
CHILTERN COMPUTERS .....	40	LERM SOFTWARE .....	88	SIMON STABLE .....	97
COLLEEN LIMITED .....	30	LIGHTWAVE LEISURE .....	88	SIREN SOFTWARE LIMITED .....	87
COMPACT SOFTWARE LIMITED .....	(XVII)	LOAD AND RUN .....	86	SJB DISCS LIMITED .....	6/7
CONNECT SYSTEMS .....	88	METYCLEAN LIMITED .....	(XIV)	SOFT INSIGHT .....	(II)
CP SOFTWARE .....	2	MICRO-AID .....	97	SOFT SHOP .....	78
DART ELECTRONICS .....	86	MICRO-EXPRESS .....	78	SOFTWARE CITY .....	(XXI)
DATABASE SOFTWARE .....	9/20/21/94/95	MICROLINK .....	83/84	SPEEDYSOFT .....	24/(XIV)
DATASOFTWARE INTERNATIONAL .....	(XVIII)	MIKRO-GEN .....	35	SQUIRRELS BYTE .....	80
DATASTAR SYSTEMS LIMITED .....	29	MINERVA SYSTEMS .....	64	STALBRIDGE SOFTWARE .....	97
DENBY .....	97	MJC SUPPLIES .....	78	TASMAN SOFTWARE .....	(X/XI)
DESIGN DESIGN .....	38	NEWCROWN .....	40	TIMATIC SYSTEMS .....	75
DIGITAL INTEGRATION LIMITED .....	99	NEWSTAR .....	(XXII)	WREXHAM COMPUTERS .....	(III)
		NORTHERN COMPUTERS .....	80		



# POWER BEHIND YOUR AMSTRAD



You can order by phone quoting your Barclaycard or Access number, orders are normally despatched in 24 hours.



DK Tronics products are available in all good computer stores. If you have any local problems obtaining them contact us directly.

## **dktronics**

MANUFACTURERS OF POWERFUL PERIPHERALS

DK Tronics Limited  
Englands Lane, Gorleston-on-Sea, Great Yarmouth, Norfolk NR31 6BE  
Phone 0493 602926 (24 Hours), Telex 975408.