

# POPULAR **Computing** WEEKLY

20 May 1982 Vol 1 No 5

**30p**

**Play Labyrinth  
on ZX81**

**Reviews:  
Pinball**

**Galaxy  
Invaders**

**Vic-20  
disc drive**

**More on  
ZX Spectrum**

**Functions on BBC**





# VIC-20

**See it here, buy it now**

**AT YOUR LOCAL  
BRANCH TODAY!**

**Birmingham** Byteshop Computerland 94/96 Hurst St, B5 4TD **Tel:** 021 622 7149 **London** Byteshop Computerland 324 Euston Road London W1 **Tel:** 01-387 0505 **Nottingham** Byteshop Computerland 92A Upper Parliament St NG1 6LF **Tel:** 0602 40576 **Manchester** Byteshop Computerland 11 Gateway House Piccadilly Station Approach **Tel:** 061 236 4737 **Glasgow** Byteshop Computerland Magnet House 61 Waterloo St, G2 7BP **Tel:** 041 221 7409

A member of the Comart

Group of Companies.

# POPULAR Computing WEEKLY

## The Team

### Editor

Duncan Scot

### Reporter

David Kelly

### Sub-editor

Peter Harvey

### Designer

Eric Robbie

### Editorial Secretary

Fiona McCormick

### Advertisement Manager

David Lake [01-839 2846]

### Advertisement Executive

Peter Chandler [01-839 1881]

### Software Editor

Peter Gerrard [01-839 1855]

### Publishing Director

Nick Hampshire

*Popular Computing Weekly*, Hobhouse Court, 19 Whitcomb Street, London WC2  
Telephone: 01-839 6835

Published by Sunshine Publications Ltd.

Typesetting, origination and printing by Chesham Press, Chesham, Bucks

Distributed by S M Distribution  
London SW9. 01-274 8611. Telex: 261643

© Sunshine Publications Ltd 1982

### Subscriptions

You can have *Popular Computing Weekly* sent to your home: the subscription rate is £19.95 per year, for addresses in the UK.

### How to submit articles

Articles which are submitted for publication should not be more than 1000 words long.

All submissions should be typed and a double space should be left between each line.

Programs should, whenever possible, be computer printed.

At present we cannot guarantee to return every submitted article, so please keep a copy.

### Accuracy

*Popular Computing Weekly* cannot accept any responsibility for any errors in programs we publish, although we will always try our best to make sure programs work.

## This Week



Cover illustration by Ian Craig

<b>News</b>	<b>5</b>
Spectrum add-ons, Commodore software competition.	
<b>Club Reports</b>	<b>7</b>
Mick Ryan reports on the Independent Commodore Products Users Group.	
<b>Labyrinth</b>	<b>8</b>
Dave Middleton presents an amazing maze game for you to play.	
<b>Reviews</b>	<b>10</b>
Pinball, Galaxy Invader, disc drive for the Vic-20.	
<b>Open Forum</b>	<b>13</b>
Seven pages of programs.	
<b>Sound &amp; vision</b>	<b>20</b>
Sam Blythe on music, Brian Reffin Smith on art.	
<b>Hand &amp; mouth</b>	<b>21</b>
John Gowrie on calculators, John Dawson on languages.	
<b>Programming</b>	<b>23</b>
BBC functions by Tim Hartnell.	
<b>Peek &amp; poke</b>	<b>25</b>
Your questions answered.	
<b>Competitions</b>	<b>26</b>
Crossword, puzzles a £10 prize.	

## Editorial

After the initial enthusiastic reaction to the launch of the ZX Spectrum we are beginning to hear some of the first criticisms of the product.

The Spectrum does not have a true moving-key keyboard.

In fact its keyboard is similar in design to that of the ZX81. The keyboard consists of a flat sheet of 40 keys. Over the top a moulded rubber sheet is suspended by plastic posts.

Although the new design of the keyboard does allow you to type faster, it is still impossible to use it as fast as a conventional typewriter.

It also looks as though Sinclair has used some clever tricks to maintain and refresh the screen display.

We still need to explore the extent to which this slows the computer down.

There is obviously still a great deal to learn about the ZX Spectrum.

Potential buyers, software authors, and hardware add-on companies all need to learn as much about the machine as quickly as possible.

Next week we start a regular page on the ZX Spectrum, covering aspects of its use and design.

## Next Week



Journey with us into the science of sound. Learn how to manipulate the music of the spheres, in our super sonic issue . .

# ZX MICROFAIR

New Century Hall,  
Corporation Street,

**MANCHESTER**

Saturday 29 May 1982 (10.30—8.30)  
Sunday 30 May 1982 (10.30—5.00)

THE SHOW EXCLUSIVELY FOR THE  
SINCLAIR COMPUTERS NOW IN  
MANCHESTER

EVERYTHING FOR YOUR ZX80/81

SEE THE ZX SPECTRUM

Big selection from leading suppliers:

COME ALONG AND SEE HARDWARE,  
SOFTWARE, BOOKS, PROGRAMS, MAGS,  
BRING AND BUY, USER GROUPS

#### TICKETS:

(DOOR) ADULTS 50p; CHILDREN 30p  
(Under 10 Free with Adult)  
(ADVANCE) ADULTS £1; CHILDREN 50p  
Cheques to 'ZX Microfair'

Organiser: Mike Johnson, 71 Park Lane,  
Tottenham, London N17 0HG

# WE CHALLENGE YOU, EARTHLING.

Load this COSMOS program in your ZX81 16K and see if you can defend your despicable Earth convoys against our supreme attack ships and warp mines.

A totally new space game concept written in machine code to produce fiendishly clever effects and deadly results.

You poor Earthlings have no chance.

**£5.99 ON CASSETTE.**

PLUS OTHER 16K PROGRAMS ALSO ON CASSETTE  
**TRIAD** Three new puzzles to perplex and frustrate even the Rubik Cube expert. All with SAVE facility. **£3.99**

**QUARTET** An exciting compendium of crosswords, puzzles and memory tests with up to 10 grades of difficulty. **£3.99**

**TABLE TUTOR** Using concepts within a schoolchild's experience, this menu-driven tutor includes instruction, table lists, speed tests, homework and answer service. **£3.99**

#### PET LISTINGS

Black Box; Mastermind; Pontoon.  
**£1.60 each or 3 for £4.00**

Only high quality cassettes used  
Send cheque or p/o to:

**VORTEX SOFTWARE (DEPT POP)**  
26 CRAWFORD ROAD,  
HATFIELD, HERTFORDSHIRE, AL10 0PG.



MAIL ORDER ONLY PLEASE. SEND SAE FOR CATALOGUE.



## TAURUS COMPUTER DESIGN

announce these new products for the discerning ZX81 user.  
All fully guaranteed.  
As seen at the Computer & Microfairs

#### TAURUS 8K EPROM UTILITIES MODULE

With EPROM you can forget the problems involved in loading the ZX81. Programs are instantly available at switch-on.

- \* Module fits neatly inside the computer. Fills memory space between 8K and 16K. Runs from computer power supply.
- \* A type 2732 4K EPROM loaded with the brilliant TAURUS machine code utilities package, acclaimed by experts as the best available. Machine code MONITOR containing 16 software utilities to help you develop and debug your own programs.

Utilities include: \* Memory byte display and alter

- \* Register display and alter
- \* Word fill memory
- \* Block copy
- \* Generation of a REM statement
- \* Tabulated memory display with addresses
- \* Viewable user screen separate from monitor display screen
- \* Hex to decimal and decimal to Hex converter
- \* Routine to enable user to write his own utilities in RAM
- \* Facilities to run machine code and set breakpoints

Also in the package is the new TAURUS machine code DISASSEMBLER.

- \* A type 2732 4K EPROM to give you the ability to develop and save your own permanent programs which can be instantly loaded.

\* Comprehensive User Manual. Price: £30.00

#### TAURUS MACHINE CODE MONITOR AND DISASSEMBLER

also available on cassette with user manual @ £8.75p and £6.50p respectively.

TAURUS unique lay flat 16K Ram Pack with switchable 2K EPROM loaded with either machine code monitor or available for your own programs. Price: £54.95 or £45.95

#### The ancient oriental game of NIM for 16K machines

This deceptively simple game has a beautiful user interface. If you manage to beat the computer it will automatically make it progressively harder for you. Written by an acknowledged expert in the art of ZX81 programming.

Cassette + user instructions £7.00

Send for details or cheque with order to  
**TAURUS COMPUTER DESIGN**  
47 High Street, Baldock,  
Hertfordshire, SG7 6BG  
Telephone Baldock  
(0462)893900



Whether you are a BBC Microcomputer owner, have limited access or are merely interested, then **LASERBUG** has something to offer you.

**LASERBUG** is an independent users group dedicated to the support and enhancement of the BBC Microcomputer.

**LASERBUG** is a central point for ideas and information — we want to hear from you and pass on your ideas and discoveries. Write to us at the address below — but please enclose a SAE if you want a reply.

**LASERBUG** newsletter is distributed to members each month and is full of news, reviews, letters, articles, programs, contacts and classifieds (rates on application). Our regular meetings also go a long way to help you get the best out of your BBC Microcomputer.

You want to join? for £12.00 you get a year's subscription to **LASERBUG**, 12 issues of the newsletter and free entry to all **LASERBUG**'s meetings and shows — or send £1 and a large SAE (12" x 9") for a sample copy of the **LASERBUG** newsletter and all the latest information.

Write to:

**LASERBUG**  
4 Station Bridge, Woodgrange Road,  
Forest Gate, London E7 0NF.

# News



A Print 'n' Plotter graphic

## Guide to graphics

Print 'n' Plotter Products have produced a 24-page guide to graphics programming on ZX81, for use in conjunction with their other micro drawing aids — the Print 'n' Plotter Jotter and Film. They are available from Print 'n' Plotter Products, 19 Borough High Street, London SE1 9SE. The guide costs £1.50 including postage.

## The word is Oasis

Oasis Software offer two new word-processor packages for the ZX81: ZTEXT (upper case characters only) and LTEXT (both upper and lower case characters). LTEXT has been made possible by building a complete set of lower case characters using the high-resolution graphics feature of the micro.

Both programs offer a text editor and a formatter/printer. The text editor offers string search and replace and merge facilities and the formatter/printer will produce justified text.

Oasis Software, Lower North Street, Cheddar, Somerset, is supplying both programs, together with detailed operating instructions, for £7.50.

## UMIST's Microfest

UMIST (University of Manchester Institute of Science and Technology) is holding its first annual Microfest computer fair on 23 and 24 June. Micro clubs, user groups and local businesses will be represented, as well as the main micro manufacturers.

Enquiries to Bancroft Hewitt Ltd, 121 Princess Street, Manchester M1 7AG who will supply details.

## Now Spectrum has add-ons too

RD Laboratories plan to be first with a Spectrum add-on.

Bob (RD) Dickens told *Popular Computing Weekly* that he is working on an adapter board for the Spectrum.

This will allow his RD 8100 range of realtime interface modules to be used.

The adapter board will be available in June, and will be followed by a new mother-board designed to be compatible with the Spectrum.

More details from RD Laboratories, 5 Kennedy Road, Dane End, Ware, Herts SG12 0LU.



Moving with the times . . . The Mate, from Database

## Just check this out!

Good news for chess players — The Mate, a plug-in chess game from Applied Concepts (makers of Boris and Morphy) is now available for the Apple II, with a PET version due in August. It is not clear when a Vic version will be produced.

The Mate, with nine levels of play ranging up to a respectable USCF 1800, can make all moves, including en-passant

and castling. It also has a special facility enabling it to monitor games between two human players.

The manual supplied with the game fully describes the interface software, making it possible to develop your own chess programs.

Check out The Mate at Database, 101 Cricklewood Broadway, London NW2 3JG.

## Low turnout at ZX Microfair

Though fewer than 5,000 turned up for the ZX '82 Microfair — on April 30 and May 1 — organiser Mike Johnson said he was "not at all disappointed with the response".

Held just one week after the Earls Court Computer Fair, which had attracted some 36,000 people, the ZX fair at Westminster Central Hall featured well over 130 exhibitors.

Mike goes ahead with his Manchester ZX show, first reported in *Popular Computing Weekly*, at New Century Hall on 29-30 May. Over 60 stands are planned and he commented that the bookings were going very well.

Volunteer helpers are needed for the end of May show and should contact Mike Johnson at ZX Microfair, 71 Park Lane, London N18 0HG.

## Program cash to be won

Commodore has announced a program-writing competition with prizes amounting to over £1,500.

Any program for a Vic-20 or PET is eligible, up to a maximum 32K RAM. The competition is open to individuals or group school entries and multiple submissions on cassette or disk are permissible.

The judges include Commodore's technical manager, a leading educational computer consultant, and Mike Todd, chairman of the Vic-Users Group.

The first prize comprises Vic single-drive floppy disk unit, Vic printer and Vic programmer's aid cartridge; the second and third prizes are a disk unit and a printer, and there are prizes for the runners-up.

For details of the competition and entry forms write to: Commodore Software Competition, 35 Garway Road, London W2 4QD. The competition closes on June 30, 1982.

## Two more magazines

*Computer Games Review* published bi-monthly from June will, as its name implies, look at commercially available games programs.

*The Atom User* will be for owners of Acorn micros, each month printing programs and reviews, and will include a question and answers section.

For details contact: Selwyn Ward, Computer Games Review, Computer Publications Ltd, 10 Star Lane, St Mary Cray, Kent; and, The Atom User, Acorn Computers Ltd, Fulbourn Road, Cherry Hinton, Cambridge.

## Drumming up trade

Trader Jack is the latest game for ZX81 from Luton software makers, Workforce.

The object is to deliver a variety of commodities by ship around an idyllic scattering of Pacific islands.

Trader Jack costs £7 including VAT and postage from Workforce of 140 Wilsden Avenue, Luton, Bedfordshire.

# Our classifieds are faster.

Do you want to sell your computer and buy a bigger and better one?

Have you ever thought of trying to make some money out of selling tapes of your own programs?

Whatever it is you want to buy or sell why not use our classified pages?

It has to be better than waiting for up to nine weeks to get into one of the old monthly magazines.

Not only that, but our rates are very reasonable.

For private individuals it only costs 20p per word, with a minimum of 10 words.

We can make it so cheap because we charge companies using the classified columns 40p per word.

The classified pages can be used for semi-display advertising.

The cost for this is £10 per single column centimetre, with a minimum charge of £30.

All copy for the classified pages must be pre-paid. (You'll find a handy form on page 22).

Cheques and postal orders should be made out to *Popular Computing Weekly*. Your advertisement should arrive at least two weeks before the publication date.

If you have any queries regarding classified advertising please call 01-839 1855.

For semi-display advertising, please call David Lake on 01-839 2846.

**Popular Computing Weekly.**  
The fast one.

# Club Reports

Is your club involved in any special projects? Use this page to tell the world about it.

## Starting from scratch in the south-east

*Eli Jacobson describes the founding and subsequent success of the SE ICPUG*

The Independent Commodore Products Users Group (ICPUG) recently renamed from the Independent Pet Users Group (IPUG) has a number of regional 'offsprings'. Here we take a look at the history of one such user group — the South East Regional branch of ICPUG.

IPUG national sent Mick Ryan in Sevenoaks a list of IPUG member names and addresses from which he extracted 57 names living in Kent, Sussex and south of the Thames London. Mick was already on the committee of the North Kent Amateur Computer Club (NKACC), which held its meetings at a school in Biggin Hill.

Because the hire of the room was only £1 per night, and it was reasonably near to the centre of gravity of the 57 IPUG members, Biggin Hill was used for the first exploratory meeting, which took place in May 1980.

Thirty of the nearest members were telephoned, because this was the cheapest and quickest form of contact. The meeting was an open evening for the NKACC, where Pet Users were showing their machines, and about 25 people attended.

### Swapping programs and ideas

Following this success, a more formal and separate evening was arranged for June, again based on a Pet program and ideas swapping evening. All 57 members were sent a circular, and about 35 attended.

Thanks to the co-operation of Helen Elsam from Commodore, Mick was able to meet Jim Butterfield at the Cafe Royal Pet Show (those were the days!) and he kindly agreed to address the first proper meeting. A good start!

There was no mention of subscriptions or organising committee yet, and costs were being kept to a minimum, all of which were borne by Mick on the



Mick Ryan . . . man with a mission

promise of reasonable recompense from IPUG National.

Jim Butterfield proved difficult to follow. However, the members' main interest seemed to be obtaining help with their programming problems. Commodore seemed very helpful, so for the cost of the return fare, and a supper presented by Mick's long suffering wife, Commodore's resident software expert Paul Higginbottom readily agreed to run a programmers' clinic in July. This was announced in the first formal newsletter.

### Choosing committee members

Committee members needed to be reliable, willing, useful, and living close to Sevenoaks. It was no use asking for votes at this early stage in the club's development: 'military democracy' had to be executed in 30 seconds before Paul began his clinic. 'You, you and you' were volunteered by Mick for the committee, and agreed by the 40 or so members present before they could object!

Mick held the first committee meeting at his house in August. It was a long affair, but covered all the necessary details for administering the group and planning the rest of the programme until the end of the year.

The IPUG constitution was adopted, and IPUG national kindly agreed to the use of their logo (with the addition of South East) to be used on the newsletter and letterheads.

There were now 60 names on the

mailing list. Total set-up costs amounted to £25 and this was refunded by Commodore through IPUG national.

The crucial decision was whether or not to have a newsletter. Mailing was necessary to give members notice of meeting dates, venue and subject, so it was decided to add news items as they became available. It would also have the plan of a permanent meeting locations and a list of officials. The newsletter has attracted a great many members well outside the South East region.

In November 1980 it was decided to join the Association of London Computer Clubs, but as it turned out IPUG South East was not to join the London Computer Fair until the third fair during Easter 1982.

During 1981, the club went from strength to strength. Membership was growing rapidly and by November 105 people had enrolled, and the group had about £700 in its bank account.

### The Superscript breakthrough

Towards the end of 1981 Simon Tranmer produced his superb new word processing package, known as *Superscript*, which has already allowed the group to buy a set of 8050 disk drives for use at Club nights, for *Superscript* production, and for Simon's development work. The group now also has its own compiler available for compiling any member's private programs.

The group recently took stands at the North London Polytechnic Computer Fair and the Earls Court Computer Fair, and are appearing in the future at the Commodore Computer Show amongst others. They recently gave the first showing of the 40-column 64K Vic at a club night on the 29th of April. The future can only see them grow and grow.

That's how one group have done it. How about you?

Write to Club Reports, *Popular Computing Weekly*, Hobhouse Court, 19 Whitcomb Street, London WC2 7HF, with details of successes you have had with your club, with ideas for helping clubs along and with any news of special meetings. We look forward to hearing from you.

COVER STORY

# Labyrinth

Learn how to elude the leery lout who lurks in the Labyrinth. A game by Dave Middleton.

Slumbering in a complicated maze of tunnels is a fierce, fire-breathing dragon. As Knight of the Realm it is your duty to risk life and limb to enter the labyrinth of tunnels and kill the dragon.

In order to kill the dragon you have a bow and a quiver of five arrows. The arrows can be guided down as many as five tunnels, but if an arrow strikes a wall then it can bounce down any tunnel and may hit you.

Other dangers lurking in the maze are pits which you can fall down and gigantic bats which can pick you up and carry you off.

The dragon has BO so you can smell him when you are within one tunnel distance. You can also hear the flapping of the bats' wings and feel the draught from the pit, so you have no excuse for falling foul of any of the dangers within the maze.

The dragon will wake up whenever you fire an arrow or when you enter

his room. He will then stagger to the next room but living in caves has done nothing for his eyesight and he may wander around in a circle and end up back at the same place. There is a one-in-four chance that he will stay where he is.

If he enters your cave then he will fry you with his flame thrower.

## The program

The maze is designed around a dodecahedron, which is a 20-sided figure with three sides to each corner.

Because the ZX81 does not have DATA statements it is difficult to assign values quickly to an array without having a LET statement for each value: e.g., 10 LET S(1,5)=7.

To get round this a string of 60 characters was set up. By moving along the string and finding the CODE value for each letter and then subtracting 37, all the numbers between 0 and

20 can be generated. This is performed in lines 140 to 250.

Lines 250 to 350 set random positions for the hazards, yourself and the dragon. A check is made to ensure that all the positions are different.

Lines 380 to 630 is the main routine, calling the subroutines as required.

Subroutine 2000 tells you of any hazards, gives your position and the tunnel radiating from your cave.


Subroutine 2500 asks you if you want to move or shoot an arrow, setting the variable G accordingly.

Subroutine 3000 shoots an arrow up to five caves and sets the variable F according to what happens, i.e., arrow hit dragon or yourself.

Subroutine 3500 moves the dragon and if he is in the same room as yourself burns you up.

Subroutine 4000 is the move routine. If you enter a room with a hazard then it is actioned immediately.


Illustration by James Macdonald



```


100 DIM S(20,3)
110 DIM L(6)
120 DIM M(6)
130 DIM P(5)
140 LET A$="BEHACJBDLCENADFEFGOFHOGIHRBIK"
150 LET A$=A$+"JLSCKMLHTDMOFNPOOTGPRIOKRTMPS"
200 FOR J=1 TO 20
210 FOR K=1 TO 3
220 LET L=K+(J-1)*3
230 LET S(J,K)=CODE (A$(L TO L))-37
240 NEXT K
250 NEXT J
260 FOR J=1 TO 6
270 LET L(J)=INT (1+RND*20)
280 LET M(J)=L(J)
290 NEXT J
295 FOR J=1 TO 6
300 FOR K=1 TO 6
310 IF J=K THEN GOTO 340
320 IF L(J)=L(K) THEN GOTO 260
340 NEXT K
350 NEXT J
360 LET A=5
370 LET L=L(1)
380 CLS
390 SCROLL
395 PRINT "LABYRINTH"
400 GOSUB 2000
410 GOSUB 2500
420 IF G=2 THEN GOTO 460
430 GOSUB 3000
440 IF F=0 THEN GOTO 480
450 GOTO 470
460 GOSUB 4000
470 IF F=0 THEN GOTO 480
480 IF F=0 THEN GOTO 510
490 SCROLL
495 PRINT "YOU LOSE...."
500 GOTO 520
510 SCROLL
515 PRINT "THE DRAGON WILL GET YOU"
516 SCROLL
517 PRINT "NEXT TIME."
520 FOR J=1 TO 6
530 LET L(J)=M(J)
540 NEXT J
550 SCROLL
560 PRINT "ANOTHER PLAY Y/N? "
570 INPUT A$
575 PRINT A$
580 IF A$="N" THEN GOTO 9999
585 SCROLL
590 PRINT "USE THE SAME SET-UP Y/N? "
600 INPUT A$
610 PRINT A$
620 IF A$="N" THEN GOTO 260
630 GOTO 360
2000 SCROLL
2010 PRINT "-----"
2020 FOR J=2 TO 6
2030 FOR K=1 TO 3
2040 IF S(L(1),K)=OL(J) THEN GOTO 2080
2045 SCROLL
2050 IF J=2 THEN PRINT "I CAN SMELL A DRAGON..."
2060 IF J=3 OR J=4 THEN PRINT "I FEEL A DRAFT"
2070 IF J=5 OR J=6 THEN PRINT "I HEAR WING-FLAPS"
2080 NEXT K
2090 NEXT J
2100 SCROLL
2130 PRINT "YOU ARE IN ROOM ";L(1)
2140 SCROLL
2150 PRINT "TUNNELS LEAD TO ";S(L,1),
" ";S(L,2) " ";S(L,3)
2160 RETURN
2500 SCROLL
2510 PRINT "SHOOT OR MOVE S/M? ";
2520 INPUT A$
2540 IF A$="S" THEN GOTO 2580
2550 LET O=1
2560 PRINT "SHOOT"
2570 RETURN
2580 IF A$="M" THEN GOTO 2500
2590 PRINT "MOVE"
2600 LET O=2
2610 RETURN
3000 LET F=0
3010 SCROLL
3020 PRINT "HOW FAR TO GO (1-5)? ";
3030 INPUT D
3035 PRINT D
3040 IF D<1 OR D>5 THEN GOTO 4010
3050 FOR K=1 TO D
3060 SCROLL
3070 PRINT "ROOM TO GO THROUGH? ";
3080 INPUT L
3085 PRINT L
3090 LET P(K)=L
3100 IF K<3 THEN GOTO 3140
3110 IF P(K)=OP(K-2) THEN GOTO 3140
3115 SCROLL
3120 PRINT "NO U-TURNS FOR ARROWS."
3130 GOTO 3060
3140 NEXT K
3150 LET L=L(1)
3160 FOR K=1 TO D
3170 FOR M=1 TO 3
3180 IF S(L,M)=P(K) THEN GOTO 3300
3190 NEXT M
3200 LET L=S(L,INT (1+RND*3))
3205 SCROLL
3210 PRINT "...BOINK.."
3214 SCROLL
3215 PRINT "ARROW HIT A WALL."
3220 GOTO 3310
3230 NEXT K
3240 SCROLL
3245 PRINT "MISSED...."
3246 LET L=L(1)
3250 GOSUB 3500
3260 LET A=A-1
3270 IF A=0 THEN RETURN
3290 LET F=-1
3290 RETURN
3300 LET L=P(K)
3310 IF L=OL(2) THEN GOTO 3350
3320 SCROLL
3325 PRINT "AHA...YOU SHOT THE DRAGON"
3330 LET F=1
3340 RETURN
3350 IF L=OL(1) THEN GOTO 3230
3355 SCROLL
3360 PRINT "ARGHH...ARROW GOT YOU."
3370 GOTO 3260
3500 LET K=INT (1+RND*4)
3510 IF K=4 THEN GOTO 3530
3520 LET L(2)=S(L(2),K)
3530 IF L(2)=OL THEN RETURN
3540 SCROLL
3550 PRINT "WHAT A SHAME...."
3560 SCROLL
3570 PRINT "THE DRAGON BURNT YOU TO A CRISP"
3580 LET F=-1
3590 RETURN
4000 LET F=0
4010 SCROLL
4020 PRINT "WHERE TO? ";
4030 INPUT L
4040 PRINT L
4050 IF L=0 OR L>20 THEN GOTO 4010
4060 FOR K=1 TO 3
4070 IF S(L(1),K)=L THEN GOTO 4130
4080 NEXT K
4090 IF L=L(1) THEN GOTO 4130
4100 SCROLL
4110 PRINT "NO TUNNEL IN THAT DIRECTION"
4120 GOTO 4010
4130 LET L(1)=L
4140 IF L=OL(2) THEN GOTO 4250
4150 SCROLL
4160 PRINT "...OOPS. YOU JUST BUMPED"
4170 SCROLL
4180 PRINT "INTO A SLUMBERING DRAGON"
4190 GOSUB 3500
4200 IF F=0 THEN GOTO 4490
4210 RETURN
4250 IF L=OL(3) AND L=OL(4) THEN GOTO 4490
4255 SCROLL
4260 PRINT "YOU JUST FELL INTO A VERY DEEP"
4265 SCROLL
4267 PRINT "PIT .... YOU'RE DEAD!"
4270 LET F=-1
4280 RETURN
4490 IF L=OL(5) AND L=OL(6) THEN RETURN
4500 SCROLL
4505 PRINT "A GIANTIC BLACK BAT HAS GRABBED"
4506 SCROLL
4507 PRINT "AND CARRIED YOU AWAY..."
4510 LET L=INT (1+RND*20)
4520 GOTO 4130
READY.

```



# Reviews

## software



### Electronic Pinball

Available from any Commodore Vic dealer. Price £19.95.

This Commodore product comes in the form of a plug-in cartridge, and connects straight up to the Vic.

On power up, the instructions for playing the game are displayed on the screen, rather off-centre. Don't adjust the centring just yet though: read the instructions first (you can see most of them), and when the screen shows the pinball table centre it up then.

Pressing function key 1 gets the ball rolling, and then you press function key 1 or 3 depending on whether you want a one or two player game respectively. This game may hit your wallet, however, because you require the Vic paddle to play it.

The game itself is very exciting, and the use of the Vic's high resolution graphics, colour and sound is excellent. Once the ball is released, you have two blocks with which to stop the ball disappearing down the centre of the 'table'.

At the top of the screen is a wall of small coloured blocks, which you have to knock out in 'breakout' fashion. If you manage to do this, a strange alien being appears in its place, and if you kill this 'being' (just by hitting it) a random bonus score is achieved.

In the top centre of the screen various other aliens appear from time to time, and bonus points are also awarded for hitting those.

One of the very interesting features of this game is a row of 'faces' towards the bottom of the screen. As the ball passes over them they turn from a frown to a smile, and making all five of them beam happily away gives you yet more bonus points.

This is not as easy as it sounds, because if the ball passes over a

particular face again, it reverts from a smile to a frown, so to get all five smiling at the same time is hard.

A bonus ball is achieved if you reach a score of 50,000 which is not often done. I believe the highest score recorded at the recent Hanover Fair, for instance, was just over 35,000.

#### Summary

A very good and very addictive game, which makes full use of the programming facilities available on the Vic. Seeing games like this makes you wish that more writers of games software for the Vic would adhere to this high standard.

PG

### The Bible

Automata, 65a Osborne Road, Portsmouth, Hants.  
ZX81 1K, cassette, price £5.00.

Surely one can get Automata under the Trade Descriptions Act? 'First Edition' is the subtitle of this third cassette of its 'adult games' for the 1K ZX81. But I'm sure I've come across the name before — there's a book of the same name, I think.

*The Bible* costs more than two earlier cassettes. Perhaps this is to ensure that only adults (and not clergymen) buy it. However, we now get 10 programs instead of eight, and the quality has improved significantly.

'Quality' in more than one sense. For a start, the programming is better — the screen is used more effectively, and graphics are generally impressive (for 1K).

The other kind of quality concerns adultness. The two earlier cassettes tended to be so crude (sex-wise) that even broad-minded viewers found them intolerable.

*The Bible* is still for adults, but it is humorous rather than crude and only a bit bawdy in places.

The 10 programs themselves are nearly all addictive. They deal with such matters as 'Adam and Eve' (a battle between God + angels and the Tree + devils to get Adam's soul); 'Plagues' (get each one to land on Pharaoh's head as he dodges to and fro); and 'Jonah' (your task, as the whale, is to swallow J before the sea serpent gets him).

Automata has polished its audio commentary too (it's been a unique and effective feature of each cassette). With an excellent range of relevant sound effects, we hear such bits as 'and God said, "Noah, get thou thy wellie boots".'

I hope all these forms of improvement continue, and look forward to Automata's next 1K cassette.

#### Summary

Ten interactive 1K games, almost all good and well-documented, plus neat audio 'atmospherics'.

KJ

### Galaxy Invaders

Bridge Software, 36 Fernwood, Marple Bridge, Stockport, Cheshire.  
ZX81 16K, cassette, price £3.00.

There are a good number of ZX81 invaders available. Bridge Software's version has been around a while now. It is one of the two best (the other is that from Macronics) and is deservedly popular.

As far as screen display and program usage are concerned, Bridge Software's Invaders is quite standard. RUBOUT to fire; 5 and 8 to move; five rows of oscillating, shimmering, advancing 'vaders'; three shields. You can move while firing and should find no trouble in getting your fingers habituated to hours of action.

After loading the cassette (with some difficulty if my experience is typical), you have a choice from 10 levels of play. Even the lowest levels do no good for one's adrenalin production; at the highest level it takes no more than five seconds (yes, five seconds) for the bottom row of invaders to reach the top of the shields.

When this happens, or when you're zapped, the game restarts at once. Four sets of numbers are displayed continuously — highest score, last score, current score (and, for the less able, number of shields remaining, rather than lowest score).


The BREAK interrupt is masked while this program is running. However SHIFT will stop the game, clear the scores, and return you to the start.

#### Summary

An excellent version of a standard arcade game. Good value.

# Reviews

## hardware



### VIC-1540 disk drive

Commodore Business Machines, 675 Ajax Avenue, Slough Trading Estate, Slough, Buckinghamshire.  
Price £396.

The Vic disc drive is priced at £396 including VAT, which could be said to be too expensive. Indeed, at twice the price of the basic Vic there is no other real way of looking at it. So, what are you getting for your money?

**The basic unit:** the disc drive is conveniently packaged in a fairly smart box, and comes complete with manual, test disc, connecting cable from the Vic to the drive, and a mains lead (but no plug on the end? Surely manufacturers can afford plugs! At £396 they ought to be able to).

With the disc unit comes a sample disc containing seven programs (the listings are displayed in the manual if the disc fails to operate, although mine worked quite happily). These are a form of DOS support, to simplify the use of the disc in immediate mode, but not in program mode.

There are a number of programs to check out the performance of your unit and look at information stored on the disc together with demonstration sequential and random access programs.

**The disc drive:** the Vic disc drive has a very smart and pleasing appearance; it stands just 10 cms high by 20 cms wide. Taking standard 5¼ in diskettes, it has a capacity of just over 174K, stored in the form of 664 blocks of information.

It is read/write compatible with the existing Commodore 4040, and read-only compatible with earlier 3040 and 2040 discs. Discs formatted on an 8050 haven't got a chance!

Files can be stored either as prog-

ram, sequential or relative files, although relative file handling is rather difficult to perform, as the Vic itself does not have the DOPEN commands and so on.

Sequential file handling is (if you'll excuse the pun) relatively easy to operate, and goes a long way towards turning the Vic into a business computer.

How many programs can you store on a disc? That will obviously depend on the size of each individual program, but if you're using a standard Vic that would mean no program is going to be more than 3.5K long: as the Vic disc drive holds 174K, this gives you the option to store around 50 programs per disc.

#### Summary

The Vic disc drive is a welcome addition to the Vic range of peripherals. Its neat, compact design fits well into the Vic family tree, and the ability to very quickly LOAD and SAVE programs and files is, almost, a necessity. I've yet to discover any 'serious' bugs in it: one or two idiosyncracies, perhaps, but those are only to be expected.

The documentation could be better, but it is certainly adequate from a beginner's point of view. The read/write compatibility with the earlier PET 4040 disc drives is extremely useful, and the ability to read discs formatted on 3040/2040/2031 disc drives is similarly useful.

Of my two main complaints, one is inherent in it being a single disc drive: you can't, other than tediously, make a backup copy of a disc! My biggest complaint is price: at £396 is expensive, and many people may think twice before purchasing.

It probably will not be long before some cheap 2¼ in disc drives come on to the market. It could be worth waiting for them. **PG**

### ZX81 input-output port

Bolton Electronics, 44 Newland Drive, Bolton, Lancashire.  
Price £15.90 ready-made, or £12.90 kit.  
Postage and packing £1.00.

This single printed circuit board will provide two connections to the outside

world, one for input and one for output.

Each port consists of eight bits or wires which can be used to communicate with devices outside the ZX81. The port can be built from a kit of parts which consists of four standard TTL logic chips, diodes, capacitors and two 16-pin IC sockets (for connecting up to external devices).

These sockets also provide connections to the +5 volt and 0 volt lines, essential if equipment is to be driven from the port. The instructions for building the kit are very poor, two bad photocopies of the board showing the components and an incomplete circuit diagram. The electrolytic capacitor is also shown the wrong way round.

When building the kit it is very easy to connect up two of the tracks. The board has no plating through the holes, so numerous connections have to be made with wire from one side to the other.


The User instructions that come with both the kit and the ready-built port version are completely the opposite to the kit instructions. Apart from a last-minute change of address from 65535 (which clashes with the tv screen) to 9999, the instructions are very clear and easy to understand.

Binary notation is explained, and several programs to demonstrate the use of the port make the learning easy. The instructions contain hints on what can be done with the port, such as controlling relays (a 240 volt, 5 amp version which can be driven from the port costs £2.59 from the same firm) or measuring the temperature via the input port by using the simple, one chip circuit supplied.

The connection to the ZX81 is via the usual edge connector, but the connection to the printer or 16K RAM pack is made on the bottom edge of the vertical pcb. This raises the back of the computer by between 30° and 45°, but the RAM pack is held firm on the table or whatever. The keyboard is also now at the correct angle for typing.

#### Summary

The ready-made port is cheap and easy to use, but add-ons may cause problems unless the user can solder a pcb onto the back of the port. The kit can cause more problems than the £3 saved, and is best to pay the extra. **SA**

 **commodore**

# COMPUTING

Own or use a Pet or a Vic? Fed up with being ignored by all the traditional monthly magazines? Fed up with listings which are too simple or simply do not work?

You need Commodore computing, the new monthly magazine. It is published by Nick Hampshire, author of *The Pet Revealed*, *Pet Graphics*, *A Library Subroutines* and *the Vic Revealed*. Each issue is packed with advanced advice on how to make the most of your computer, whether you use a Pet or a Vic, and whatever your application. Software, hardware, machine code, games, business use — it is all covered in every issue.

If you want to learn more about your computer, take out a subscription to *Commodore Computing*. It is the only way to get it, and get it straight.

**Send £12.50 for a subscription  
for 1 year (10 issues) to:**

**COMMODORE COMPUTING, MAGSUB,  
OAKFIELD HOUSE, PERRYMOUNT ROAD,  
HAYWARDS HEATH, SUSSEX RH16 3DH**

# Open Forum

Open Forum is for you to publish your programs and ideas.

It is important that your programs are bug free before you send them in. We cannot test all of them.

Contributions should be sent to: Popular Computing Weekly, Hobhouse Court,  
19 Whitcomb Street, London WC2H 7HF.

## Snake in the grass

on BBC Micro

So many games routines involve something bouncing around within a box, that this was one of the first things worth investigating with the BBC Microcomputer.

These routines make a 'snake' (a short line) move in this way; setting up the routines is far more interesting than the result, and should teach you a great deal about programming.

First we set up the colour definitions:

```
10 MODE 5
20 GCOL 0, 130      (background to be yellow)
30 VDU 5           (switch off cursor)
40 CLG             (present that background)
50 GCOL 0, 0       (foreground to be black)
```

The first exercise involves drawing a line:

```
60 X = 30: Y = 25   (define start-point)
70 MOVE X, Y       (go there)
80 XI = 6: YI = 6   (define increments — try changing them)
90 X = X + XI: Y = Y + YI (step along line ...)
100 PLOT 69, X, Y (plotting foreground point ...)
130 GOTO 90        (... at each step)
```

Then we introduce the 'bounce' idea. This involves reversing the increment sign each time the line reaches an edge of the box:

```
110 IF X > 1250 OR X < 30 THEN XI = -XI
120 IF Y > 1000 OR Y < 25 THEN YI = -YI
```

The result is an utterly boring yet utterly fascinating routine in its own right. One can spend hours with it, trying such variations as these:

- Different colours (lines 2 and 5 and use of the VDU statement).
- Different, and differing, increments (line 8).
- Different boundaries (lines 11 and 12).

No two patterns are alike; many are remarkably hypnotic. However, games involve bouncing balls rather than spaghetti junctions of lines, so one must erase the trail behind the head of the line:

```
55 A = 1
105 PLOT 71, X - XI * A, Y - YI * A
```

PLOT 71 means plot a point at the

## YOUR PROGRAM COULD WIN A PRIZE!

Each week the editor goes through all the programs that you send to Open Forum in order to find the Program of the Week.

The author of that program will qualify for **DOUBLE** the usual fee we pay for published programs (the usual fee is £10).

Then at the end of the month the four best programs of the week go forward to our amazing Program of the Month contest, for which there is a STAR prize.

This month the star prize is a super ZX printer, worth £59.95!

And at the end of the year, all the best Programs of the Month will be entered in the super colossal competition, Program of the Year. So send in your program today!

Programs which are most likely to be considered for the Star Prize will be computer printed and accompanied by a cassette.

The programs will be well documented, the documentation being typed with a double spacing between each line.

The documentation should start with a general description of the program and then give some detail of how the program has been constructed and of its special features.

Listings taken from a ZX Printer should be cut into convenient lengths and stuck down on to white paper.

Please enclose a self-addressed envelope.

co-ordinates marked, in the background colour.

You should now be able to develop a BBC *Breakout*. But we still have my snake to think about. Increasing the value of A (line 45) provides one. It also provides the problem of grass growing under the snake's feet.

You may just as well use that, to obtain the last hypnotic routine. Keep line 55 as it is and edit lines 110 and

120 by inserting :A=A + 1 at the end of each.

Generating pretty patterns is just as much fun as writing games. To get rid of the grass is another story. It involves setting up a separate set of co-ordinates and increments for the PLOT 71 to operate on. Try it, add some interaction and there's a nice game for you!

## Horse racing

on ZX81

Spend a day at the races without leaving your own home.

The program is written for 4K memory and above, and is a simulation of a horse race. The horses are presented along with the starting prices, you are then invited to select your horse and place a bet which may be either 'on the nose' or each way.

The race is then displayed showing the horses moving down the field. When the first five horses have passed the post the results are displayed, showing the position of your horse along with your winnings and total cash.

There is always a chance that having won the race an objection is lodged and your horse is disqualified, possibly on the ground of only having three legs, who knows?

Listing 1 shows the Basic program. Lines 10 to 60 initialise the variables. Lines 70 to 215 accept the inputs and checks their validity. Lines 219 to 330 perform the actual racing. Lines 1000 to 1120 make up the routine that calculates the odds. Lines 2000 to 2295 save the first five winners, present the results and display your winnings.

Lines 3000 to 3100 make up the routine dealing with any possible objection.

To calculate the odds, a random number is generated and held in

*continued overleaf*

# Open Forum

continued from page 13

SEED. The random number generator is then started from SEED, the first 36 random numbers are sampled and the results placed in P(). The numbers held in P() are then divided into 36 to give a ratio. These are the odds.

When the race is started the random number generator is restarted from SEED and the random numbers are selected and the respective horse is moved forward one, if that horse has not previously finished.

After running the program it has been found that 36 is the optimum sample size. The greater the sample the more likely the odds tend to even out at around 9-1.

If the sample was less than 36 the odds would not give a fair indication. As it is the odds if given at 4-1 do not necessarily mean that a horse will win, but it stands a good chance.

The payout is calculated by dividing the finishing place into the odds, so 1st pays 100%, if backed each way, 2nd pays 50%, 3rd pays 33% and 4th pays 25% plus your stake.

Here's hoping you don't get too addicted to the game, but you can become obsessive in trying to win back your money.

## Glossary

- T:** Total cash at hand.  
**G:** No of races run, acts as a flag, if less than 10 when all your cash has gone gives a bonus of £10.  
**HS:** String holding the horses numbers.  
**W:** Counter to count the number of horses past the post.  
**H():** Column position of the horses.  
**P():** Starting prices of the horses.  
**W():** Horses past the post.  
**SEED:** Random number seed.  
**H:** Selected horse.  
**B:** Bet placed.  
**TS:** Type of bet — to win or each way.  
**X:** General variable.  
**R:** Horse presently being moved.  
**FP:** Finishing place of selected horse.  
**O:** Objection Flag. 0=1 objection upheld, 0=0 objection rejected.

```
1 REM ** HORSE RACING **
2 REM (C) SYLVESTER 1982
10 LET T=50
11 LET G=0
15 LET H$="123456789"
20 LET W=1
30 DIM H(9)
40 DIM P(9)
50 DIM W(5)
55 RAND
60 LET SEED=INT (65535*RND)+1
70 GOSUB 1000
75 PRINT AT 19,0;"CASH TOTAL=$";T
80 PRINT AT 21,0;"PICK A HORSE (1-9)"
90 INPUT H
100 IF H<1 OR H>9 OR H-INT H<>0 THEN GOTO 90
102 LET H$(H)=CHR$(CODE H$(H)+128)
110 PRINT AT 21,0;"ENTER STAKE, HORSE ";H;
    " SP=";P(H);"-1 "
120 INPUT B
130 IF B<=T THEN GOTO 160
140 PRINT AT 20,0;"YOU HAVE NOT ENOUGH MONEY"
150 GOTO 110
160 PRINT AT 20,0;" "
180 PRINT AT 21,0;"
    "TO WIN (W) OR EACH WAY (E) ?"
190 INPUT T$
200 IF T$="W" OR T$="E" THEN GOTO 215
210 GOTO 190
215 IF T$="E" AND (2*B)>T THEN GOTO 140
219 LET T=T-(B+B*(T$="E"))
220 CLS
230 FOR X=1 TO 10
240 PRINT " "
250 IF X<=9 THEN PRINT H$(X)
260 NEXT X
265 RAND SEED
270 LET R=INT (9*RND)+1
280 IF H(R)>31 THEN GOTO 270
290 PRINT AT (2*R)-1,H(R);" "
300 LET H(R)=H(R)+1
310 IF H(R)=32 THEN GOTO 2000
320 IF H(R)<=31 THEN PRINT AT
    (2*R)-1,H(R);H$(R)
330 GOTO 270
1000 RAND SEED
1002 LET G=G+1
1005 CLS
1006 PRINT "STARTING PRICES:-"
1020 FOR X=1 TO 36
1030 LET R=INT (9*RND)+1
1040 LET P(R)=P(R)+1
1050 FOR C=2 TO V*H
1060 NEXT X
1065 SLOW
1066 PRINT ,, "HORSE";TAB 13;"PRICE",,
1070 FOR X=1 TO 9
```

Horse racing  
By John Sylvester

# Open Forum

## Horse racing (cont'd)

```
1075 IF P(X)=0 THEN LET P(X)=.36
1080 LET P(X)=INT (36/P(X))
1090 PRINT TAB 2;X;TAB (13+P(X)<10)-(P(X)=100));
      P(X);"-1"
1100 NEXT X
1120 RETURN
2000 LET W(W)=R
2010 LET W=W+1
2020 IF W<=5 THEN GOTO 320
2030 CLS
2031 LET O=0
2035 GOSUB 3000
2040 LET FP=0
2050 PRINT ,, "RESULTS",,,,
      "POSITION      HORSE      SP"
2060 FOR X=1+0 TO 4+0
2070 PRINT TAB 4;X-0;TAB 14;W(X);TAB 22;P(W(X));"-1"
2080 IF H=W(X) THEN LET FP=X-0
2090 NEXT X
2100 IF FP>0 THEN GOTO 2200
2110 PRINT ,, "HORSE ";H;" NOT PLACED"
2120 PRINT ,, "WINNINGS=$";FP;" STAKE=$";B;
2124 IF T$="W" THEN PRINT " WIN"
2126 IF T$="E" THEN PRINT "E.W."
2130 LET T=T+FP
2140 IF T=0 THEN GOTO 2250
2150 PRINT ,, "CASH TOTAL=$";T
2160 PRINT ,, "PRESS S TO START NEXT RACE"
2165 LET H$(H)=CHR$(CODE H$(H)-128)
2170 IF INKEY$="" THEN GOTO 2170
2180 IF INKEY$="S" THEN GOTO 15
2190 GOTO 2170
2200 PRINT ,, "HORSE ";H;" PLACED ";FP
2210 IF FP>1 AND T$<>"E" THEN LET FP=0
2220 IF FP=0 THEN GOTO 2120
2230 LET FP=B+B*(P(H)/FP)
2240 GOTO 2120
2250 PRINT ,, "NO MORE CASH"
2260 IF G<10 THEN PRINT "I'LL BUY YOUR SHIRT,
      HERES A      $10 NOTE"
2270 IF G<10 THEN LET T=10
2280 IF G<10 THEN GOTO 2290
2285 STOP
2290 LET G=10
2295 GOTO 2150
3000 IF RND>=.2 THEN RETURN
3005 PRINT "OBJECTION TO WINNER RAISED"
3010 LET R=RND
3020 IF R<.5 THEN LET O=0
3030 IF R>=.5 THEN LET O=1
3040 FOR X=1 TO 100
3050 NEXT X
3060 PRINT ,, "OBJECTION ";
3070 IF O=1 THEN PRINT "UPHELD"
3080 IF O=0 THEN PRINT "REJECTED"
3090 IF O=1 THEN PRINT ,, "HORSE ";W(1);
      " DISQUALIFIED"
3100 RETURN
```

## Pairs card game

### on ZX81

This program allows the well-known card memory game of Pairs or Pelmanism to be played on an unexpanded ZX81. The cards, 54 of them (including two jokers), are laid out in a block 9\*6 with numbered columns and rows.

The player inputs four numbers which represent the row and column of two cards. These cards are then displayed in their positions.

If the cards constitute a pair they are removed from play, if not they are turned over again after a short pause. The number of tries which the player has had so far is displayed underneath the block of cards on the screen.

The program is a typical example of an idea being made to fit the unexpanded ZX81 by brute force. The original version of the program took less than an hour to write. This final version, which just scales in, took three times longer than that.

The process of shortening the program has led to the removal of almost all literal numbers and their replacement by variables, the use of logical statements to produce values (B≠B in line 110 producing zero) and multiple print statements (as at lines 340 and 350).

The most important variable in the program, AS, which contains the pack of cards, is nowhere declared in the program but entered in direct mode to save a considerable amount of space. AS is, in fact, 123456789TJQK repeated four times (the four suits) plus \*\* representing the two jokers.

The program does not recognise absurd moves, nor does it recognise the end of the game when it comes, but since all the cards will have been removed it's difficult for a player to miss!

### Program notes

**Line 110:** This is an example of space saving. B≠B takes three bytes in the program file — 0 would take 7. Having set B, it is used throughout the program to produce other values where possible, thus avoiding the need to define another variable.

**Line 130:** This loop shuffles AS.

*continued overleaf*

# Open Forum

continued from page 15

**Line 210:** The graphics strings here consist of alternating graphics H and Space in 2 sets of 9, one starting with the Space and the second with the H.  
**Line 350:** This line illustrates not only how PRINT AT statements can be combined in a program line but also how any PRINT statement can be associated with a logical condition. If IF ... THEN had been used the statements would have required separate lines.

## Great circle

on ZX81

Travelling by air or communicating by radio, the shortest distance between two points on the earth's surface is part of a great circle of the globe.

This program calculates the distance in degrees and then converts into nautical miles and finally into statute miles.

For Bethlehem the first input would be 31.42 and the second -35.12 (because East), the program making the necessary conversion of the minutes to a decimal of a degree, eg, 31.7 and -35.2.

In the examples the starting point was Bolton in Lancashire. Remember that South latitudes and East longitudes require the minus sign.

## Tracker

on ZX81

From this simple program, which does little more than set up a board and add regular increments to two co-ordinates, comes an infuriatingly difficult game called *Tracker*.

It's a hunting game, but the quarry is on the move. For each hunt the quarry's move is set by lines 60 and 70, and its initial position by lines 80 and 90. A 12\*12 board is displayed by the loop at line 100 and the player is invited to specify a square by lines 170 to 220.

Once a square is chosen, the program marks it with an '0' and then indicates the direction of the quarry by placing a + in one of the adjacent squares. Then the quarry makes its move. Each move can be up to four squares on both axes and, as men-

## Pairs card game by David Lawrence

```
100 LET B=9
110 LET C=B<>B
120 LET A=B/B
130 FOR I=A TO LEN A#
140 LET S=INT (RND*LEN A#+A)
150 LET T#=A#(I)
160 LET A#(I)=A#(S)
170 LET A#(S)=T#
180 NEXT I
190 PRINT " 123456789"
200 FOR I=A TO 6 STEP A+A
210 PRINT I;"#####",I+A;"#####"
220 NEXT I
230 INPUT E
240 INPUT F
250 INPUT G
260 INPUT H
270 LET C=C+A
280 PRINT AT B,B<>B,C;
290 LET X=(E-A)*B+F
300 LET Y=(G-A)*B+H
310 PRINT AT E,F;A#(X);AT G,H;A#(Y)
320 FOR I=A TO B*B
330 NEXT I
340 PRINT AT E,F;"#";AT G,H;"#"
350 PRINT AT E,F;"#" AND X/2<>INT (X/2);AT G,H;"#" AND Y/2<>INT (Y/2)
360 IF A#(X)=A#(Y) THEN PRINT AT E,F;" " AT G,H;" "
370 GOTO 230
```

## Great circle by William Cartwright

```
0 REM "GREAT CIRCLE DISTANCE"
1 REM WXYZ= LAT 1 LAT 2 LONG 1 LONG 2
2 PRINT "TO CALCULATE THE GREAT CIRCLE DISTANCE BETWEEN TWO PLACES ";
3 PRINT"GIVEN LAT 1, LAT 2, LONG 1, LONG 2; SOUTH LATS AND EAST LONG ARE
NEGATIVE"
4 PRINT "INPUT LAT 1"
5 INPUT W
6 LET F=W
7 GOSUB 1000
10 LET A=S*PI/180
14 PRINT "INPUT LAT 2"
15 INPUT X
16 LET F=X
17 GOSUB 1000
20 LET B=S*PI/180
22 PRINT "INPUT LONG 1"
23 INPUT Y
24 LET F=Y
25 GOSUB 1000
26 LET L=S
27 PRINT "INPUT LONG 2"
28 INPUT Z
29 LET F=Z
30 GOSUB 1000
31 LET U=S
32 LET E=U-L
33 PRINT E
35 LET C=E*PI/180
40 LET D=(SIN A*SIN B)+(COS A*COS B *COS C)
50 LET E=ACS D*180/PI
55 LET G=E*60*1.15
56 PRINT
60 PRINT "DISTANCE = ";G;" "; "MILES";
70 STOP
1000 LET T=ABS F
1001 LET M=T-INT T
1010 LET N=M*100
1020 LET P=N/60
1025 LET Q=N-INT N
1045 LET R=INT Q/36
1060 LET S=INT T+P+R
1061 IF T=-F THEN LET S=-S
1062 PRINT S
1063 PRINT
1070 RETURN
```

# Open Forum

## Tracker by David Lawrence

```
10 LET X=4
20 LET Y=X+X
30 LET Z=Y+X
40 LET W=X*X
50 LET V=W*W
60 LET R=X-INT (RND*Y+W)
70 LET S=X-INT (RND*Y+W)
80 LET P=INT (RND*Z+W)
90 LET Q=INT (RND*Z+W)
100 PRINT
110 FOR I=W TO 6
120 PRINT "Single Space, then 12 alternate inverse space/graphic R
130 PRINT " " " " " " " " " " " " " " " " " "
140 NEXT I
150 LET V=V+W
160 PRINT ">";V
170 PRINT "D:";
180 INPUT M
190 PRINT M
200 PRINT "A:";
210 INPUT N
220 PRINT N
230 PRINT AT M,N;"0"
240 IF M=P AND N=Q THEN GOTO 360
250 LET M=M+(M<P)-(M>P)
260 LET N=N+(N<Q)-(N>Q)
270 PRINT AT M,N;"+"
280 LET P=P+R
290 LET Q=Q+S
300 LET P=P+Z*(P<W)-Z*(P>W)
310 LET Q=Q+Z*(Q<W)-Z*(Q>W)
320 FOR I=W TO 200
330 NEXT I
340 CLS
350 GOTO 100
360 PRINT AT X,X;"GOT IT."
```

## Knockout by Lee Tanner

```
10 POKE 36879,186:PRINT"(cls)(cd x 3)(cr x 7) KNOCKOUT"
20 SP=7680:CC=38400:SO=36876:V=SO+2
30 PRINT"(cd x 3)(cr x 5)LEVEL ? (1-3)"
40 GET G$:IF G$<"1" OR G$>"3" THEN 40
50 IF G$="1" THEN B$="(space)(wht)(shift U x 3)(space)":M=16
60 IF G$="2" THEN B$="(space)(wht)(shift U x 2)(space)":M=17
70 IF G$="3" THEN B$="(space)(wht)(shift U)(space)":M=18
80 POKE 36879,14
100 PRINT"(cls)":FOR I=2 TO 6:FOR J=1 TO 19:POKE SP+J+I x 22,207:POKE CC+J+I
x 22,I:NEXT J,I
110 BL=5:BT=11:POKE SO,240
120 A=1:B=8+(I AND BL):X=1:Y=1:BL=BL-1
130 FOR I=1 TO 10:POKE V,15:FOR J=1 TO 10:NEXT J:POKE V,0: FOR J=1 TO
10:NEXT J:NEXT I
140 IF BL=0 THEN 300
150 POKE SP+A+B x 22,32
160 A=A+X:B=B+Y
170 IF A=19 OR A=1 THEN X=-X:POKE V,10
180 IF B=0 OR PEEK(SP+A+B x 22)=207 OR PEEK(SP+A+B x 22 + 22)=120 THEN POKE
SP+A+B x 22,32:Y=-Y:POKE V,15
190 IF B>20 THEN 120
200 POKE SP+A+B x 22,81:POKE V,10
210 IF PEEK(197)=29 THEN BT=BT-1
220 IF BT<0 THEN BT=0
230 IF PEEK(197)=37 THEN BT=BT+1
240 IF BT>M THEN BT=M
250 PRINT "(home)(cd x 21)"TAB(BT)B$:GOTO 150
300 FOR I=1 TO 5:PRINT"(home)(cd)(cr x 6)GAME OVER":FOR J=1 TO 200:NEXT I
310 PRINT"(home)(cd)(cr x 6)(space x 9)":FOR J=1 TO 200:NEXT J:NEXT I
320 SC=0:FOR I=2 TO 6:FOR J=1 TO 19
330 IF PEEK(SP+J+I x 22)=32 THEN SC=SC+(7-I)
340 NEXT J,I
350 PRINT"(home)(cd x 8)YOU SCORED"SC:IF SC=285 THEN PRINT"(rvs)MAXIMUM"
360 FOR I=1 TO 5000:NEXT
370 PRINT"(cls)(cd x 4)(cr x 5)PLAY AGAIN ?":PRINT"(cd x 2)((pur)Y(wht) OR
(pur)N)":POKE 198,0
380 GET G$
390 IF G$="N" THEN POKE 36879,27:PRINT"(cls)(blu)":POKE SO,0:END
400 IF G$="Y" THEN 30
410 GOTO 380
```

tioned, the move is constant during a given hunt.

To have a real chance to catch the quarry quickly you must find a strategy which allows you to discover the direction in which it is travelling on both axes and the distance (always remembering that if it leaves one side of the board it reappears on the other).

That may sound easy, but on a small board, with relatively large moves, it is quite possible to labour under the illusion that the quarry is travelling right to left when in fact it is going in the opposite direction!

Except to explain that the prompts 'D' and 'A' refer to row and column on the board, that is all the help you get.

Good Luck. Sometimes you will need it!

### Program notes

**Line 10:** Note how, to save memory, the majority of values are based on logical manipulation of one literal number — it's literal numbers that eat up memory.

**Line 100:** Why a single 'PRINT'? If you think about it, by far the easiest way to set a board and act upon it in 1K is to have the co-ordinates of the board beginning at 1. In this way, players moves don't have to be translated (e.g. LET M=M-1) every time, thus saving program lines.

**Line 250:** Here and at lines 260, 300 and 310, logical operators are used to achieve the effect of two IF ... THEN statements on a single line. P+Z\*(P<W) in line 300 simply means that 12 is added to P if P< W i.e. (P<W) is true and therefore equal to 1 rather than 0.

## Knockout

### on Vic-20

Here is a program for the standard Vic 20.

It is a version of the old arcade game *Breakout*, in which you have to knock out the coloured bricks at the top of the screen using a bat and ball.

There are three levels of play and four balls per game. Level 1 is the easiest and level 3 the hardest.

The bat is controlled by the < and > keys for left and right respectively.

At the end of the game you are given a score. The maximum score is 285.

# Open Forum

## Music maker

### on BBC Micro

This program allows you to enter your melody as a string, which the BBC Microcomputer then interprets and plays.

The principle of the program is very simple. The BBC Micro's sound command has four parameters, and is written in the form SOUND 1, -15, 128,4.

The first number after the word sound chooses the channel (0 to 3), the second is the volume (-1 to -15, with -15 the loudest), the third number is the pitch (0 to 254) and the fourth is the duration (from one upwards).

The channel (parameter one) is fixed in this program to be channel one (the first number after the word SOUND). The volume varies randomly from -11 to -15, the pitch and duration are set by the melody which you enter as a string.

Lines 40 and 50 set the initial display to tell you to 'Enter your song', and — once you have done this — to determine the speed, from 1 (very fast) to 9 (slow). The speed is accepted in lines 80 and 90.

The main REPEAT/UNTIL loop, which actually turns the elements of the string into 'music', runs from line 110 to 200. Line 120 calls up a procedure (PROCdisplay) to print the words Music Maker in a random colour, on a randomly coloured background, on the screen.

#### How to enter a song:

The program works by accepting the notes you need as letters, running as follows: CDEFGABcdefgabx. Note that the highest 'c' is accepted as an 'x'. After each letter comes a number, which determines the duration of the note. A rest is shown by a P (for 'pause'), so a string which read A3B4c5P2c3 would play the note A for a count of three, followed by B for a count of four, c for five, a rest of two then c again for three.

The program will play the music over and over again until you press BREAK.

There are three sample songs, which you can enter by typing MODE 4, RETURN, then GOTO 270. The program will quickly stop with an error

### Music maker

By Tim Hartnell

```
10 REM *Music maker*
20 MODE 4
30 REM (C) HARTNELL 1982
35 REM FROM "Let your BBC Micro
37 REM   teach you to program"
40 VDU 19,3,3,0,0,0
50 VDU 19,0,4,0,0,0
60 PRINT'''
70 INPUT"Enter your song           "A$
80 PRINT"How fast? 1 (very fast) to 9 (slow) "
90 SPEED$=GET$:TEMPO=ASC(SPEED$)-48
100 REM*****
110 REPEAT
120 PROCdisplay
130 FOR J=1 TO LEN(A$)-1
140 B$=MID$(A$,J,1)
150 N=-53*(B$="C")-61*(B$="D")-69*(B$="E")
    -73*(B$="F")-81*(B$="G")-89*(B$="A")
    -97*(B$="B")-101*(B$="c")-109*(B$="d")
    -117*(B$="e")-121*(B$="f")-129*(B$="g")
    -137*(B$="a")-145*(B$="b")-149*(B$="x")
160 D=VAL(MID$(A$,J+1,1))
170 IF B$="P" THEN GOTO 220
180 SOUND 1,-(RND(5))-10,N,D*TEMPO
190 NEXT J
200 UNTIL FALSE
210 REM*****
220 FOR Z=0 TO D*TEMPO
230 SOUND 1,0,0,0
240 NEXT
250 GOTO 190
260 REM ****Sample songs follow****
270 Z$="c1c1A2B1G1c1C1A2B1G1c1c1A2B1G1F1D5
    B1B1B2A1G1F1F1D2E1F1G1G1G2F1E1D1C5e3d2c1A6d3
    d2c1e1c4G1A2G1A1A1G1f1f1d2B1G1A1A1G2F1G1E1D1C8":
    REM Cielito Lindo
280 REM*****
290 M$="G3E1G3E1G1A1G1F1E1G2G1C1C1C1D1E1E1E1E1
    D1D1D1E1D3P1G3E1G3E1G1A1G1F1E1G2G1C1C1C1D1E1E1
    E1C1D2C1B1C1P1c1B1A6c1A1G6C1B1C1C1C1D1E2E1C1D2C1B1
    C1P1c1B1A6c1A1G6 E1D1C1C1C1D1E2E1C1D2C1B1C4P4":
    REM SHE WORE A YELLOW RIBBON
300 REM*****
310 SCALE$="C1D1E1F1G1A1B1c4P4":SCALE
320 REM*****
330 DEF PROCdisplay
340 CLS
350 VDU 19,3,RND(3),0,0,0
360 VDU 19,0,RND(7),0,0,0
370 PRINT TAB(RND(20),RND(26))"## Music maker ##"
380 ENDFROC
```

# Open Forum

00ZX81

by Barry Cornhill

```
5 REM B.CORNHILL
10 PRINT TAB 12;"Z-CODE"
12 PRINT ,, "FIRST ENTER YOUR KEYWORD THEN
   TEXT FOR CODING OR DE-CODING"
15 PRINT ,, "ANY KEY TO CONTINUE"
16 IF INKEY$="" THEN GOTO 16
20 CLS
25 PRINT "KEYWORD PLEASE "
30 LET Z$=""
40 INPUT K$
45 DIM A(LEN K$)
50 FOR N=1 TO LEN K$
60 LET A(N)=CODE K$(N)
70 NEXT N
80 LET T=1
90 PRINT "INPUT TEXT PLEASE"
100 INPUT M$
110 CLS
120 PRINT M$
130 GOSUB 9000
140 CLS
150 PRINT "(C)ODE OR (D)ECODE"
160 GOTO 160+(10 AND INKEY$="C")+ (140 AND INKEY$="D")
165 GOTO 150
170 FOR N=1 TO LEN M$
175 IF T>LEN K$ THEN LET T=1
180 LET X=A(T)+CODE M$(N)
190 IF X>63 THEN LET X=X-63
200 LET Z$=Z$+CHR$ X
210 LET T=T+1
220 NEXT N
230 CLS
240 PRINT Z$
250 GOTO 8000
300 FOR N=1 TO LEN M$
310 IF T>LEN K$ THEN LET T=1
320 LET X=CODE M$(N)-A(T)
330 IF X<0 THEN LET X=X+63
340 LET Z$=Z$+CHR$ X
350 LET T=T+1
360 NEXT N
370 CLS
380 PRINT Z$
390 GOTO 8000
8000 POKE 16418,0
8010 PRINT AT 23,0;"(C)OPY OR (N)EXT MESSAGE ?"
8020 IF INKEY$="" THEN GOTO 8020
8030 POKE 16418,2
8040 IF INKEY$="C" THEN LPRINT Z$
8050 GOTO 20
8060 STOP
8070 SAVE "Z-CODE"
8080 GOTO 10
9000 POKE 16418,3
9010 PRINT AT 23,0;"CORRECT Y OR N ?"
9020 IF INKEY$="" THEN GOTO 9020
9025 POKE 16418,2
9030 IF INKEY$="N" THEN GOTO 30
9040 RETURN
READY.
```

code. To play the first song, enter — as a direct command — A\$ = Z\$, then follow this by GOTO 80, when you will be asked how fast you want *Cielito Lindo* to be played.

To get song two, enter A\$ = M\$, followed by GOTO 80. To get your BBC Microcomputer to play scales, enter SCALE\$ = A\$, then GOTO 80. You can easily store tunes you've worked out in strings in this way.

## 00ZX81

on ZX81

The following program produces coded messages that are extraordinarily difficult to crack. For example, try and crack this message:

"5 = AKY - 3R2Y5)KL"

The only way to decode the above message is by using the following program and knowing what the keyword is. Every message can be uniquely coded, and another advantage is that all spaces are coded, and like letters will appear differently coded. Therefore, it is no good trying to count up the most used letter or graphic symbol and calling that E or whatever; it won't work.

The program works by taking your code word — say for example 'Enigma' and adding it to your message text, deducting 63 where the addition yields a final total of more than 63. The keyword is re-cycled every time.

For example:  
ENIGMA ENIGMA ENIGMA  
NOW IS THE TIME

Therefore the spaces have G, E, M added to them, and the two Es, for example, will appear differently. One will have G added, and the other I.

Enter the program as listed except for line 8070; enter *all* of it in normal video. Save it on tape by typing as a direct command RUN 8070. The program will then automatically run on subsequent loadings. All you have to do is enter your keyword when prompted, then your message.

The message can already be in code or in a decoded state, just answer line 150 relevant to the state of your text. By choosing a particular keyword that your fellow spy will know, you can then publish your message. No one will be able to decode it unless they happen to know the particular keyword.

# Sound & vision



## Making music on the Atom

The Acornsoft Atom Synthesiser is a tidy little software package for the Acorn Atom home computer. Like many other Atom software packages it requires an expanded Atom — in this case 5K of program RAM and 6K of graphics RAM.

My initial thought that Synthesiser was too grand a name for such a package hasn't changed, but it does use some synthesiser concepts in creating its four voices.

The program comes on a standard cassette in the usual Acornsoft type packaging, which is an example to all manufacturers. It takes a while to load,

like all Atom cassettes, but once loaded you are assured there are no mistakes in the program because of the checksum routines that do not allow loading of 'duff' cassettes. After loading there is a prompt (M/R/P/E/S/L/T ?) which serves as a kind of menu, the letters referring to the available options.

The first of these options is manual mode — hitting M makes the Atom keyboard into a kind of synthesiser-type keyboard, allowing you to play the keys just like a piano. Of course the keyboard is not anything like as good as even the cheapest real synthesiser keyboard. And it is jolly hard work hitting the right key each time.

The second option is more interesting, and to my way of thinking the justification for the program. The record option allows you to store a tune of up to 255 notes in the memory of the computer.

When R is pressed, followed by another letter to indicate which of four possible tunes you want to store, the screen goes white and musical staves appear.

Tunes are entered on to the empty staves via the old keyboard arrange-

ment, rests being input via the space bar. Incorrectly entered notes can be deleted using the delete key.

The P or play option does just that, plays one of the tunes in memory. It may be obvious to you by now that the Atom Synthesiser is badly named, what it should have been called is the Atom Sequencer.

A sequencer is a device, often digitally or even computer based, which can either memorise a tune in its own right, or memorise a tune input via a synthesiser.

E is the edit option, which is a useful function. Save, will store the composed masterpieces on tape, so they can be reloaded and replayed at a later date. Load is the instruction to do that, and the last choice on the menu is T for Tempo.

The Tempo can, and often does vary from the sedate to the frenetic.

As I mentioned, I don't really think that this can be taken very seriously as a synthesiser, but it is an incredibly cheap tool for anyone interested in composition.

The Atom Synthesiser is available from Acornsoft, 4a Market Hill, Cambridge CB2 3NJ. **Sam Blythe**



## How to join a magic circle

You just can't get good circles on a small computer. You need a resolution of well over 500 points to get something that even begins to look like one. Never mind — the world doesn't consist of circles either, except the ripples on a pond when a pocket computer is thrown in.

This week we'll look at a simple 'circle' program for the BBC machine, and then try to think of one or two things to do with it. For, apart from the immediate satisfaction, there is little

point in just doing tricky things on a computer for their own sake, is there?

You'll need to be in mode 4 or 5, and don't forget that the BBC machine has its graphics co-ordinates expressed always between 0 and just over 1,000.

```
5 INPUT "CENTRE (X,Y)"CH,CV : Rem i.e. centre of circle
10 INPUT "RADIUS?" R
20 ANGLE=2*PI/120: Rem — 120 is number of 'sides'
30 C=COS(ANGLE): S=SIN(ANGLE)
40 XA=1: YA=1
50 FOR I=1 TO 121: Rem — No. of sides plus 1
60 XTEMP=XA*C-YA*S
70 YTEMP=YA*C+XA*S
80 XA=XTEMP: YA=YTEMP
90 IF I>1 THEN DRAW R*XA+CH, R*YA+CV
   ELSE MOVE R*XA+CH, R*YA+CV
100 NEXT I
```

So far so good. One more boring circle. but if you have a look at the program, a number of variations might emerge. You can see that the 'circle' is in fact made up of lots of little steps round the rim.

If that value of 120 at line 20 were to be replaced by 8, and the 121 at line 5 by 9 — always one more than the number of sides — then an octagon

results. Similarly, regular polygons of any number of sides can be made.

Since you are plotting each bit of the rim of the figure, you could use that information to do other things. Try inserting at line 95 an instruction to draw a line at 45 degrees from each point, to a position say 100 screen units up and along. It would be something like this:

```
95 PLOT 1,100,100: Rem PLOT 1 is a 'relative' line
```

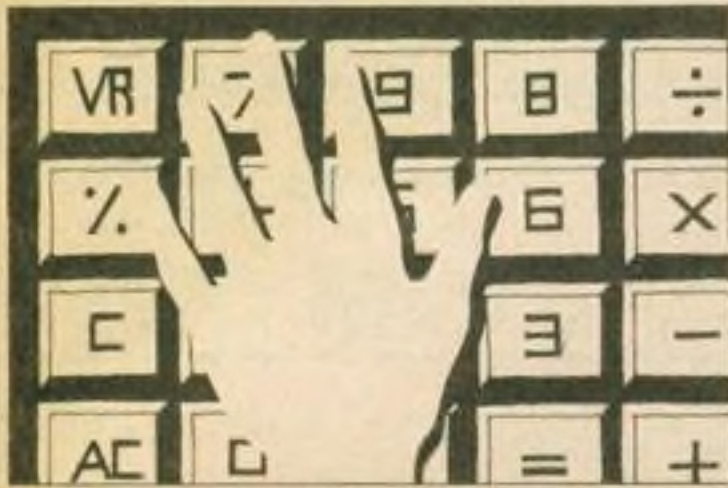
PLOT 1, in BBC Basic, means 'relative to where you are now, draw a line to a point 100 (in this case) vertically and 100 horizontally away'.

Now you should get a wall rising from the circle. Halve one of the Rs in line 90 and you'll get an ellipse. Make one of the angles slightly different at line 30 — maybe .05 different — and, if you make the number at line 50 much larger, you'll get a spiral. Try with and without the new PLOT 1 instruction. Weirdness should result!

Finally, consider using the circular information, but with text. How about a circle of the word 'circle'?

**Brian Reffen Smith**

# Hand & mouth



## How to root for the answer

To take up where we left off last time — how does a calculator generate square roots? The core of the algorithm may be graphically represented as shown in the diagram.

The above procedure will be much swifter if we calculate a one decade at a time, and thus avoid having to find  $a^2$  and  $X - a^2$  each time  $a$  is changed. For instance, once the hundreds digit is found, it is squared and subtracted from  $X$  before the tens digit is calculated.

Let's define  $a$  as the most significant digit of  $\sqrt{X}$  previously calculated;  $b$  and  $j$  as the next digit of  $\sqrt{X}$  to be found and as its exponent respective-

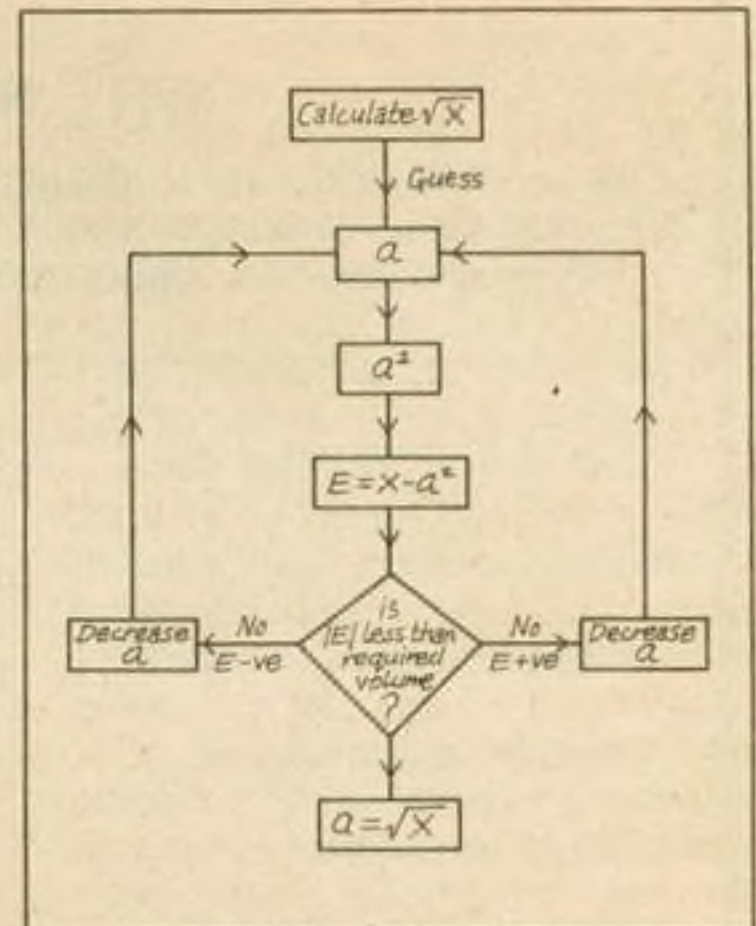
ly;  $R_a$  as the current remainder ( $X - a^2$ );  $a_j$  as  $a + (b \times 10^j)$  and  $R_b$  as the portion of  $R_a$  that would be removed by adding  $b$  to  $a$  (ie  $= a_j^2 - a^2$ ).

The idea is to approach the root from below so that  $a$  is always less than  $\sqrt{X}$  and the value of  $b$  is the largest possible digit such that  $R_a - R_b \geq 0$ . From the above definitions we find  $R_b = (a + (b \times 10^j))^2 - a^2$  and hence the last inequality leads to the rule that  $b$  is the largest digit such that  $2ab \times 10^j + (b \times 10^j)^2 \leq R_a$ . When the digit satisfying this rule is found, it is stored, the decade counter is decremented by one and the remainder redefined for the next decade.

This process may be further quickened by recognising that the remainder  $R_b$  is the most frequently calculated number in the algorithm. Dust out your old maths texts, discover that we may express  $b^2$  as  $\sum_{i=1}^b (2i-1)$  and we have a short cut method of evaluating  $R_b$ . This summation leads to  $R_b = 10^j (2a \times 10^j + (2i-1) \times 10^j)$  and if we change the above inequality to  $5R_a \geq 5R_b$  then the last term of the right hand side for various  $b$  values is as follows:

$$b = 1 : 10a \times 10^j + 05 \times 10^{2j}$$

$$b = 2 : 10a \times 10^j + 15 \times 10^{2j}$$




and in general  $= (10a \times 10^j) + (b-1) \times 5 \times 10^{2j}$

This makes  $R_b$  very easy to calculate, particularly if you remember that the internal microprocessor is really best at adding and register shifting.

Lost in a welter of mathematics? If you are, and I don't blame you, try and calculate the root of 54756 given a 9 = 200,  $j=1$  and hence  $R_a = 14756$ , noting successive values of the last term of  $5R_b$ .

**John Gowrie**



## Choosing your assembler

This is the first of a three-part series about some of the questions you should ask yourself before buying an assembler program — a piece of software that allows you to write and correct machine code programs.

The first question must be, 'Can you understand the instruction book with the program?' If not, are you buying the program from someone who will go on answering your questions. Backup is important, for these are not games programs with a limited range

of keystrokes but quite complex packages with many commands.

Check that the assembler use standard mnemonics or names for the source code instructions. If it doesn't then I would exclude the assembler from any short list that you make.

You may also find shops offering an assembler written originally for the 8080 central processor unit (CPU), for your Z80-based computer. That is almost not worth buying but there may be some extenuating circumstances.

The problem is twofold. First, the 8080 mnemonics are different from the Z80 equivalent instructions. Second, the Z80 has an extended instruction set and an 8080 assembler, while it will work, will deny you some of the more powerful instructions in the Z80 repertoire.

After this first inspection of the program you need to look at the editor. This is the section of the assembler that handles the input of new source code instructions to the program and the subsequent editing of those lines eg, LDA (CURSOR),Y which are both

a line of text and an instruction for a 6502 assembler.

You will spend a long time working with this part of the program and you must be happy with it.

Does the screen layout suit you? Is enough information displayed about the number of lines you have typed, the amount of memory space that is free, and what the program is currently doing?

Does the program reject incorrect source code statements such as:

LDA (RATS),X

Does the editor automatically insert line numbers when you are writing new text and when you insert new lines into an existing program?

Must you type lines of code in a fixed format? If so, does the program help you by setting the cursor at the start of the next field when you press a single key?

A free format assembler doesn't care where each part of an instruction starts provided it is terminated by the correct 'delimiter' character, eg a space or comma.

**John Dawson**

# POPULAR Computing WEEKLY

HOBHOUSE COURT, 19 WHITCOMB STREET WC2

## WHY NOT TAKE OUT A SUBSCRIPTION?

You can have *Popular Computing Weekly* sent to your home for £19.95 a year. This will cover the cost of the magazine, postage and packing.

Fill in the coupon below and keep yourself up to date week by week.

I would like to take out ..... subscription(s) to *Popular Computing Weekly*.

Name .....

Address .....

.....

.....

Tel No. ....

I enclose £..... for ..... subscription(s).

Please make cheques payable to Sunshine Publications Ltd.

### BUSINESS GAMES — ZX81

**AUTOCHIEF.** As MD you must negotiate for leases, decide on menu prices, level of wages, advertising and dividends and forecast levels of inflation. If you are not successful you will be made to resign!  
**AIRLINE.** You must decide on number of aircraft to operate, loan and fuel contracts, whether to buy or charter and levels of staffing and maintenance.

Both programs make use of HISTOGRAMS and BAR CHARTS and use 15K.  
Send £4.75 for one or £8.00 for both.

**C.C.S.** 14 Langton Way  
London SE3  
Tel: 01-858 0763

### ZX81 WINDOW £1.99

M/C routine allows you to define a window of any size (including full screen) anywhere on the screen. Contents of the window can be scrolled either up or down, right or left PLUS — an option which rewrites the line/column dropping off the window, back on to the opposite side (wrap around effect). Call from basic loop for fast arcade type moving graphics or text.

Ken Osborn, 17 Shaftesbury Way,  
Royston, Herts SG8 9DE

VIC 20, plus cassette unit, books, many programs and joystick, £260.  
Day-time 01-222 3900, night-time 01-892 9787.

SHARP MZ80K ARCADE GAMES. Space Invaders, Defender, Breakout, £4 each. All three £10. K. Orr, 75 Park Hall Road, East Finchley, London N2.

VIC 20 COMPUTER, 2 months old, £150. Rustington 73094 (Sussex).

### CLASSIFIED ADVERTISING RATES:

**Line by line:** For private individuals, 20p per word, minimum 10 words.

For companies, traders, and all commercial bodies, 40p per word, minimum also 20 words.

**Semi-display:** £10 per single column centimetre, minimum length 3 cm. (Please supply A/W as PMT. Or supply rough setting instructions.)

**Conditions:** all copy for Classified section must be pre-paid. Cheques and postal orders should arrive at least two weeks before the publication date.

If you wish to discuss your ad, please ring 01-839 1855.

## Here's my classified ad.

(Please write your copy in capital letters on the lines below.)


I make this ..... words, at ..... per word so I owe you £.....

Name .....

Address .....

.....

.....

Telephone .....

Please cut out and send this form to: Classified Department, *Popular Computing Weekly*, Hobhouse Court, 19 Whitcomb Street, London WC2

# Programming

## Learning to bat with a BBC Micro

Tim Hartnell discusses pre-program functions and the DEFine Function command

The BBC Microcomputer's dialect of Basic, in common with other Basics, contains a number of preprogrammed functions which you can use in a program, or in the direct mode. As well as the programmed functions, you can create your own, with the DEF FN (DEFine Function) command.

Here we will look at the functions which come with the Basic, as well as discussing the use of DEF FN. The discussion includes a program which uses a defined function to draw a picture of a bat!

### General functions:

**ABS** — This function, ABSolute, gives the value of X, ignoring the sign, so that if X was -10, ABS(X) would be 10. Similarly, if X was +10, ABS(X) is still 10.

**INT** — The INT function gives the whole number, or INTeger part of a number, giving the largest number which is not greater than X. If X was 2.42, INT(X) would be 2.

**RND** — This is used to generate a RaNDom number. If X was 20, RND(X) could be 13, 7, 4, 20, or any whole number between one and 20. RND(1) gives a random number between zero and one. For example:

```
10 REM PROGRAM ONE
20 X=RND(1)
30 PRINT X
40 GOTO 20
```

**SGN** — This function returns the SiGN of the variable in brackets, the SiGN of the argument as this variable is known. If X equals 20, that is, X is a positive number, SGN(X) = 1. SGN(-20) = -1. SGN(0) = 0.

**TAB** — This is the TABulating function, which moves the PRINT position across the line the number of spaces indicated by the argument of this pre-programmed function.

Thus, PRINT TAB(7);"£" will print the £ at the seventh position across

```
10 REM "BAT"
20 REM (C) HARTNELL 1982
30 MODE7
40 VDU23; 8202; 0; 0; 0
50 L=0: P=11: Q=17
60 DEF FNbat(B)=SQR(L*L-B*B)
70 PRINT CHR$(12); CHR$(30)
80 PRINT TAB(Q,P); "O"
90 REPEAT
100 PRINT TAB (16,9); "! !"
110 L=L+1
120 FOR B=0 TO L
130 H=FNbat(B)
140 PRINT TAB (Q+H, P+B); "*"
150 PROCa
160 PRINT TAB (Q-H, P+B); "*"
170 PROCa
180 PRINT TAB (Q-H, P-B); "*"
190 PROCa
200 PRINT TAB (Q+H, P-B); "*"
210 NEXT B
220 PROCa
230 UNTIL L=11
240 REPEAT
250 PROCa
260 UNTIL FALSE
270 DEF PROCa
280 W=TIME
290 SOUND 1, -15, RND (5)+249, 3
300 REPEAT
310 UNTIL TIME-W>15
320 ENDPROC
```

from the left hand edge, while PRINT TAB(14);"£" will print it 14 spaces across.

The direction down the screen can also be specified, by adding a second argument after a comma within the brackets.

Thus, PRINT TAB (4,9);"£" will print a pound sign four spaces across, and nine down.

**EXP** — This function gives the value of e raised to the power of the argument, so PRINT EXP(5) will give 148.413159.

**LOG** — This calculates the common logarithm of a number to base 10, so PRINT LOG(X) where X is five will yield 0.698970004, whereas LN (X) yields the natural logarithm to base e, so PRINT LN(5) gives 1.60943791.

**SQR** — This function yields the SQure Root of a number, so when X is five, PRINT SQR(X) gives 2.23606798

### Trigonometrical functions

**SIN** — This gives the sine of an angle in radians. SIN(5) yields -0.958924274.

**COS** — Yields the cosine of an angle in radians. PRINT COS(X) where X equals five gives 0.283662185.

**TAN** — Produces the tangent of angle X in radians, so PRINT TAN(X) where X equals five produces 1.37340077.

It is likely that you won't be used to measuring angles in radians. The radian is a measure of angle chosen so that pi radians equals 180 degrees. This makes things much easier in certain kinds of calculations.

In all the BBC trigonometric functions the argument must be in radians to make the functions work. Fortunately the BBC micro has another function, called RAD, which converts from degrees into radians for you.

By combining this function with one of the trig functions you can enter X in degrees and work on it directly.

For example:

```
10 REM PROGRAM TWO
20 INPUT X
30 PRINT SIN(RAD(X))
40 GOTO 20
```

The DEG (DEGREE) functions works the other way, converting angles expressed in radians into degrees.

For example:

```
10 REM PROGRAM THREE
20 INPUT "ANGLE IN RADIANS" X
30 PRINT X" RADIANS IS "DEG(X)" DEGREES"
40 GOTO 20
```

### Defining functions

This feature allows you to DEFine functions within a program, which you can then call whenever you need to while running the program. DEF FN can save space as well as time, as complex calculations can be defined with a short name, and called up at will by use of this name.

There are four elements of the statement which defines the function:

- The word DEF
- The name of the function, which consists of the letters FN, followed by the name
- The argument of the function which follows the name, in brackets
- The formula, using the argument, for working out the function.

Look to the final program — Bat — in which a function is defined in line 60. The function bat(B) gets the square root of the difference between the squares of two variables, and in the routine 120 to 210, uses the value H (see line 130) to determine the printing positions of the dots which will draw up the bat. PROCa (a procedure), defined from line 270, is there simply to slow things down, and produce some bat-like sounds.

# The Essential Software Company

NEWSFLASH

The Essential Software Company are pleased to announce the opening of our new shop at

The Technical Leisure Centre  
1 Grangeway  
Kilburn  
London NW6

Come and see our range of software and books for TRS 80, Video Genie and ZX81 at the GRAND OPENING, on 29, 30 and 31 May, 1982.

## MICROTANIC SOFTWARE

ADD A PRINTER TO YOUR 6502 SYSTEM FOR LESS THAN  
**£90**

Connect a  
**SINCLAIR ZX PRINTER**  
**(£59.95)**  
to your 6502 COMPUTER with:

PRINTERFACE 1 for Microtan  
PRINTERFACE 2 for Micron/Tan rack  
PRINTERFACE 3 for ATOM/Acorn rack  
PRINTERFACE 4 for AIM-65/KIM/SYM  
PRINTERFACE 5 for BBC COMPUTER  
PRINTERFACE 6 for VIC 20

*Please ask for others*  
PRINTS UP TO 43 CHARACTERS/LINE  
OR 256-PIXEL GRAPHICS  
PRINTERFACE UNIT AND 600-byte  
PROGRAM LISTING: **£29.95** inc VAT

NOW AVAILABLE FOR  
MICROTAN 65  
ACORN ATOM  
BBC COMPUTER  
AIM 65/KIM/SYM  
VIC 20  
MICROTAN SYSTEM RACK

SEND CHEQUE/POSTAL ORDER PLUS 50p POST AND PACKING TO:

**MICROTANIC SOFTWARE**  
235 FRIERN ROAD, DULWICH, LONDON SE22  
or tel 01-693 7659  
PRICES INCLUDE VAT

# Peek & poke

Peek your problems to our address. Ian Beardsmore will poke back an answer.

## IF YOU DON'T GET ANY JOY, STICK AT IT

*Phil Cooper of Lynhurst Grove, Chiselhurst writes:*

**Q** I want to write some games programs that are for two players, but I would like to know if a joystick is available for the ZX81?

**A** A joystick is available for the ZX81, it is made by Micro Gen, which also makes a controller board. The firm's address is given at the end. Another option is to make your own. *Interface*, the magazine of the National ZX80 and ZX81 Users' Club has an article in issue 2.6 (February) on how to construct your own Joystick. The club can be contacted at 44-46 Earls Court Road, London W8 6EJ. Micro Gen is at 24 Agar Crescent, Bracknell, Berkshire.

## I GOT A REAL FRIDAY AFTERNOON CLUNKER

*Mike St Paul of Kemplay Road, Hampstead writes:*

**Q** Recently I bought a ZX81 in kit form, from someone who had bought it at the end of last year as an electronic project which in the end never got started. I had a lot of difficulty with it, until I realised — with the help of the instructions from another kit — that there were several major errors in the Sinclair instructions and that components were missing from the kit. I have not seen much mention of this in the computer press. Is it just an isolated occurrence, or have a lot of kits been sent back as dud? It is just that anyone lacking sufficient knowledge to spot the mistakes might find themselves left with £50 worth of useless plastic, chips and components.

**A** This is in fact a problem that I have met before, and for once Sinclair Research acted very quickly, pulling the incorrect kits off the market. The problem was in fact picked up by members of the National Users Club in De-

cember, and the club reported the trouble to Sinclair. It is not known how many kits were sold, and no doubt some have been corrected by the people who bought them. But judging by the lack of response on this issue, it would seem that most of the defective kits were stopped before reaching the public.

## BABY, YOU CAN DRIVE MY DISC (I LOVE YOU)

*Bruce Edwards of East Row, Edinburgh writes:*

**Q** I would like to know if there is a disc drive available for the ZX81, and where can I get it if one is available?

**A** The only disc drive I know to be currently available is from Macronics, whose address is below. But if you've read the first issue of *Popular Computing Weekly* you will know that one is being planned by Monolith. There is also the new mini-floppy, which will soon be over here from Japan. This is planned to be compatible with the new ZX Spectrum, and will cost about £50. So you might find it worth waiting a little while to see if anyone brings out one of these for the ZX81. Macronics is at 26 Spiers Close, Knowle, Solihull, West Midlands B93 9ES.

## WHAT'S THE POINT OF IT ALL, YOU ASK?

*Kevin Emery of Lissoms Alley, Stoke-on-Trent writes:*

**Q** Can you explain something for me? I entered the following line by mistake, 10 PRINT., followed by RUN. I then got two lines of noughts. I can understand the two lines because of the comma, but why the noughts? To make things worse I tried it on a friend's ZX80, expecting to get four lines of noughts, and all I got was syntax error! Why?

**A** This is in fact the quickest demonstration of the integer arithmetic of the ZX80, and the decimal arithmetic of the ZX81. The most important function of the char-

acter (.) in the ZX81 Basic, is to act as a decimal point. Therefore when you enter: PRINT, the ZX81 starts looking for a number that goes with the decimal point. As there is not one it sees this as PRINT nothing point nothing, which it quite reasonably interprets as nought.

Because the ZX80 does not have decimal arithmetic, when the command PRINT.; is entered, it does not make sense. The ZX80 logic is expecting a pair of inverted commas, a variable, or else a calculation.

## IS THIS WHERE THE INTERACTION IS?

*Neville Parsons of Hillingdon Road, Harrow writes:*

**Q** Is there a way of producing a similar thing to the Sinclair's INKEYS on an Acorn Atom? I want to write interactive programs which do not need to be stopped every time you need an input. Any routine which would help would be appreciated.

**A** If you PEEK the address £B001 (using PRINT ?£B001) you'll see its value changes depending on which key you press. To build up a table which you can use, enter DO; P. ?£B001; U.O

and try pressing different keys to see what effect this has. Then you can easily assign specific responses to changes in the value of £B001.

The following program to test this is suggested in the book *Getting acquainted with your Acorn Atom*.

```
10 IF?£B001=127 P."ACORN"  
20 IF?£B001=191 P."atom"  
30 P."";G.10
```

This will show the effect of hitting CTRL and SHIFT

## HERE'S A SUM WATT I CAN'T QUITE DO

*David Bale of Westcot Road, Harlow writes:*

**Q** I have been given a maths question at school about turning wattage into horse power. Although I can do it on paper I would like to know if it can be done on a ZX81, and if it can, how? The

question is this. A single bar of an electric fire has impedance, and so uses 1017 kilowatts an hour. How much energy in horse power does it use in one hour and eleven minutes?

**A** Although you say that you can do this on paper, you leave out what is probably the single most important piece of information. The conversion factor of Watts to horse power. This is 0.00134, and given this it is possible to put together a program. Try the following:

```
10 PRINT "TIME IN MINUTES"  
20 INPUT T  
30 PRINT AT 0,17; T...  
40 PRINT "WATTS"  
50 INPUT W  
60 PRINT AT 2,7; W.....  
70 LET H=((W/60)*T)*0.00134  
80 PRINT "HORSE POWER IS";H
```

Line 70 is the important line. First, the number of Watts per minute is obtained. Then this is multiplied by the duration in minutes to give the total number of Watts used. Lastly this is converted into horse power.

## AND YOU THINK YOU HAVE A PROBLEM?

*Simon Cray of Jasons Road, Cheam writes:*

**Q** I think I have an EDIT-ing problem. Towards the end of some programs, I just can't EDIT when I want to. Although I press SHIFT and EDIT at the same time, all the cursor does is flash. The line I want to pull out stays where it is.

**A** The Important part of your letter is where you say '... the end of some programs.' Loss of EDIT is one of the first signs that you are running out of memory. It is more likely to happen on longer lines, and is soon followed by the line you are inputting moving up the screen. To be honest there is nothing much that you can do about it, unless you expand your memory.

*Send your questions to Peek & Poke, Popular Computing Weekly, Hobhouse Court, 19 Whitcomb Street, London WC2 7HF.*

# Competitions

## Cheque book puzzle

The other morning I called at my local bank to cash a cheque. Shortly afterwards I bought a newspaper for 20p, and, on checking the money left in my pocket, I discovered that I had twice the amount of money that I drew on the cheque.

As I had no money at all when I left home, I realised that the cashier in the bank must have mistakenly transposed the amount of pounds for pence, and pence for pounds, when chasing my cheque.

How much was the cheque for?

### Solution to Puzzle No 1

The volume of the tank, for a given value of X can be found from the formula:

$$\text{Volume} = (10 - 2 \cdot X) \cdot (10 - 2 \cdot X) \cdot X$$

In solving this puzzle it is logical to assume (as is indeed the case), that in progressing from the value when X is very small, to the value when it is at a maximum (ie = 5 inches), the volume gradually increases to a maximum point before beginning to get smaller.

In the program below, the value of X is first set at a minimum and the volume worked out. This volume is then compared with the preceding volume to see if it is either equal or less. When it is equal, this marks the maximum value.

```

10 LET X = 0.0005
20 LET Y = 0
30 LET V = (10 - 2 * X) * (10 - 2 * X) * X
40 IF V <= Y THEN GOTO 100
50 LET Y = V
60 LET X = X + 0.0005
70 GOTO 30
100 PRINT X
110 STOP
    
```

In order to verify that there is only one maximum value, the procedure can be re-

versed. In this case a high starting point for X is given in line 10.

```

10 LET X = 5 - 0.0005
and this value is decremented in line 60
60 LET X = X - 0.0005
    
```

The results show that the answer lies between 1.667 and 1.666.

After running the program through once, then the starting value of X can be re-defined as 1.666 and the steps by which it is incremented can be made smaller.

The answer is in fact 1.6 recurring.

### Winner of Puzzle No 1

The winner is: Paul Reynolds, Longfield, The Common, Sissinghurst, Kent, who gets £10.

### Solution to Crossword No 1

**Across:** 6 Graphic output 8 Miff 9 Inhale 11 Eskimo 12 Rave on 13 Gaucho 14 Ship 16 Speedier motor.

**Down:** 1 Traipse 2 Spifficate 3 Silicon chip 4 Motherboard 5 Gun 7 Television 10 Monitor 15 CPU.

### Winner of Crossword No 1

The winner is: J R de Boer, Coolgardie Avenue, Chigwell, Essex, who receives £10.

### Rules


Readers can enter any or all of our competitions, but please use a separate envelope for each as this helps our judges.

The winner for the crossword and the winner of the puzzle will be the first name out of the hat (in each case).

Closing date for both the crossword and the puzzle is the Monday, three weeks after the cover date.

Please mark your envelope 'CROSSWORD' or 'PUZZLE'.

## Crossword No 5



### ACROSS

- 1 Pet former officer (9)
- 8 Type of order (4)
- 9 Counted in days, not long to the end (8)
- 10 Poverty of writer turning before railway (6)
- 11 Arranges the smells about right (6)
- 13 For example, sing about urges (4,2)
- 15 Look at the sinking sun bottom (6)
- 16 Beast in reign of new value set (8)
- 18 Move slowly in Switzerland (4)
- 19 The best Pets return for an initial instruction (5,4)

### DOWN

- 2 Muck up stout computer products (7)
- 3 One in my currency (5)
- 4 Speechless for love of an elephant! (5)
- 5 Meteor rises with first half of 13A, too (3)
- 6 Stranger ferreting about after replacing Tritium with oxygen (9)
- 7 Hear! The way up by chip is lonely (9)
- 12 Sort of loop through the window — hi, Lena! (2,5)
- 14 Digital fasteners? (5)
- 15 Tracks the Basic program statements (5)
- 17 This kinetic sport contains itself (3)

## CITIZEN PAIN

BY DAVID IRELAND and JAMES MACDONALD



# MORE FUN WITH YOUR ZX81!



## 16K RAM PACK

PUSH-ON PLUG-COMPATIBLE MEMORY

The addition of our fully-compatible, assembled, tested and guaranteed 16K Ram Pack means **more memory for better games and programs**

**ORDER YOURS TODAY FROM:**

**CAPS LTD.** Dept. E, 28 The Spain, Petersfield, Hants GU32 3LA

Please send me my Byg Byte 16K Ram Pack. I enclose cheque/postal order for £34.95 (includes VAT, Postage & Packing)

Name .....

Address .....

Dept. E

*Allow 28 days for delivery*

Fully **£34.95** inclusive

## VIDEO SOFTWARE LTD

### NEW VIDEO-INDEX NEW

Q. How do you store 57,000 characters in a 16K RAM?

A. Use VIDEO-INDEX.

Catalogue your cassettes, your record collection, references to magazine articles. Amazingly versatile. Capacity for 1,000 individual references each of which can generate 57 characters of text. Powerful search facilities once the index has been created.

#### How is it done?

The system cannot really fit 57,000 characters in a 16K RAM. It gives the illusion of doing so by eliminating duplicates. For instance in an index of articles in computer magazines about the ZX81 certain words occur time and again. VIDEO-INDEX detects these duplications and thereby conserves space.

#### What do you get?

1. A machine code master program which sits at the top of RAM. This is initially loaded like a BASIC program.
2. A demonstration index containing 1,000 references to articles about the ZX81 in the popular magazines.
3. A detailed instruction manual.

You may then proceed to create your own catalogues and indexes and save them on cassette. This program is fast, efficient and ingenious and is by far the best product we have introduced for the ZX81.

N.B. There isn't room for a commentary on this cassette so you'll have to read the manual. ZX81 or ZX80+8K ROM. ZX printer is useful but not essential. Price £9.95



STONE LANE,  
KINVER,  
STOURBRIDGE,  
WEST MIDLANDS,  
DY7 6EQ,  
ENGLAND.

**VIDEO**  
SOFTWARE LIMITED

TEL: KINVER 2462

Std. 038-483-2462

## SPECIAL OFFER ON ATARI AND TEXAS WHILE STOCKS LAST

	Normal Price £	Special Price £	Saving £
ATARI 400 COMPUTER	300.00	235.00	65.00
ATARI 400 + CASSETTE DECK	343.00	270.00	73.00
ATARI 800 + DISK DRIVE (2 ONLY)	822.00	694.00	128.00
ATARI RS232 INTERFACE (2 ONLY)	117.00	99.00	18.00
TI 99/4A COMPUTER	295.00	199.00	96.00
TI DISK CONTROLLER + DRIVE (1 ONLY)	520.00	399.00	121.00
TI THERMAL PRINTER + PAPER (1 ONLY)	234.00	169.00	65.00
TI SPEECH SYNTHESISER (1 ONLY)	121.00	87.00	34.00

Add 15% V.A.T. to all prices.

Please add £5.00 p&p for each item.

Barclaycard, Visa and Access card welcome.

Order by post to

**Adda Computers**

154 Victoria Road

Acton, London W3

Telephone orders 01-992 9904/01-992 7349

Cash & Carry above address Mon — Sat 10 am — 5 pm

*Vic hardware, software and range of books also available*



# ZX 80/1 WAR!



## ZX KEYBOARD FULLY CASED WITH REPEAT KEY



FULLY CASED KEYBOARD	£37.95
UNCASED KEYBOARD	£27.95
KEYBOARD CASE	£10.95

This is a highly professional keyboard using executive buttons as found on top quality computers. It has a repeat key and comes, complete in its own luxury case. This is a genuine professional keyboard and should not be confused with toy keyboards currently available on the market.

## 16K RAMPACKS MASSIVE ADD ON MEMORY FULLY CASED



comes fully assembled, tested and guaranteed

The 16K Rampack plugs straight into the user port at the rear of your computer. And, of course, as in all our products the Rampack is fully enclosed in a matt black slimline plastic case.

This means you can handle it with complete safety and you do not have to stare at ugly components – as in other makes of 16K. The Rampack NEEDS NO EXTRA POWER and will operate quite happily on your Sinclair power supply. Fully built and tested.

Don't forget you can always order on the telephone with your credit card.

Six days a week for a same-day service.

## WHY WAIT TO PAY MORE FAST IMMEDIATE DELIVERY

Post to:  
Dept SCU2,  
Kayde Electronic Systems  
48/49 Exmouth Road  
Great Yarmouth  
Norfolk NR30 3DP Tel: 0493 57867



All products include VAT are fully built and tested and come with a COMPLETE MONEY BACK GUARANTEE

Please send me ..... RAM pack/s £32.95 each  
 Please send me ..... cased keyboard/s £37.95 each  
 Please send me ..... uncased keyboard/s £27.95 each  
 Please send me ..... keyboard case/s £10.95 each  
  
 I enclose £.....  
Name .....  
Address .....  
.....  
.....  
 Please add £1.50 p/p and make cheques payable to Kayde Electronic Systems.