

POPULAR Computing WEEKLY

22 July 1982 Vol 1 No 14

35p

Voyager on BBC

Spectrum character
designer

Vic screen
print

Summer camps

Skymath

Win a ZX Spectrum
& ZX Printer -
details inside



NEW

KEMPSTON (MICRO) ELECTRONICS

only
£26.00
built

introducing the ZX81 KLIK-KEYBOARD

This is a full, forty key moving keyboard with real keys that fits in the recess left after peeling off the existing 'touch sensitive' membrane keypad.



It offers the following advantages

- Fits onto the ZX81
- Positive feedback from keys
- No trailing wires
- No special case needed
- Elegant design with two colour legends

This is a most attractive keyboard which will enhance the appearance and improve the performance of your ZX81. Why pay more for an oversized keyboard?

Cheques/Postal orders made payable to:
**KEMPSTON ELECTRONICS, 60 ADAMSON COURT,
HILLGROUNDS ROAD, KEMPSTON,
BEDFORD MK42 8QZ.**

ZX81 klik-keyboard as kit at £22.50. Please add 70p for postage. STOP PRESS ZX SPECTRUM USER I/O PORT OFFERING 24 INPUT/OUTPUT LINES CONTROLLED BY SIMPLE IN/OUT COMMANDS IN BASIC. SAE FOR FURTHER DETAILS. Delivery 14 days from receipt of order. A. Pandaal, B.Sc P.G.C.E.

Chrisalid - BERKHAMSTED'S COMPUTER STORE

Watch this space for the real computer BARGAINS every week:
EPSON MX80f/t £355+VAT — EPSON



MX80 tractor only

£315+VAT

VIC20 at

£173+VAT

VIC cass



unit £39+VAT — range of VIC software.

11 x 9 1/2 fanfold paper

at £16.50 per 2000 sheets



GENIE 1 & 2 @ £289+VAT — All GENIE mods expansion/disks/mem.

CUMANA disk drives at £199 single and £369 double —

9" 12MHz monitors for only £99+VAT (metal).

OFFICIAL DEALERS FOR:

Nascom, Genie, Cumana, Vic,

and lots more — RING US NOW on
BERKHAMSTED (04427) 74569 or 5704

VISA

13 HIGH STREET
BERKHAMSTED HP4 2HY
HERTFORDSHIRE



MAKE THE MOST OF YOUR MICROCOMPUTER WITH OUR POPULAR RANGE OF PROVEN BOOKS:—

- GETTING ACQUAINTED WITH YOUR ZX81, by Tim Hartnell. Eighty plus programs in this 128-page book, including draughts. £5.95
- 20 SIMPLE ELECTRONIC PROJECTS FOR THE ZX81 and other computers by Stephen Adams £6.45
- MASTERING MACHINE CODE ON YOUR ZX81 OR ZX80, by Toni Baker. 180 pages, teaches machine code from first principles. £7.50
- 49 EXPLOSIVE GAMES FOR THE ZX81, edited by Tim Hartnell. £5.95
- 34 AMAZING GAMES FOR THE 1K ZX81 by Alastair Gourlay. £4.95
- THE GATEWAY GUIDE TO THE ZX81 AND ZX80, by Mark Charlton. Over 60 programs and routines. ZX BASIC explained in detail. £6.45
- LEARN PASCAL ON ZX81 ZX SPECTRUM OR BBC MICRO-COMPUTER WITH 'PASCAL FOR HUMAN BEINGS', by Jeremy Ruston, which contains a 12K compiler so you can run a limited version of Pascal on your ZX81, ZX Spectrum or BBC Microcomputer. Book, plus compiler listing. £4.95
- LET YOUR BBC MICRO TEACH YOU TO PROGRAM, by Tim Hartnell, over 40 programs. BBC BASIC from first principles. £6.45
- THE BBC MICRO REVEALED, by Jeremy Ruston. The full story on the BBC Microcomputer for the serious user. £9.95
- GETTING ACQUAINTED WITH YOUR VIC 20, by Tim Hartnell, with over 60 programs to get your VIC up and running from day one. £6.95
- SYMPHONY FOR A MELANCHOLY COMPUTER by Tim Hartnell. 24 great Vic games. £6.95
- 39 TESTED PROGRAMS FOR THE ACORN ATOM Best of Interface edited by Tim Hartnell £6.45
- GETTING ACQUAINTED WITH YOUR ACORN ATOM, by Trevor Sharples and Tim Hartnell. 184 pages, 80 programs, including draughts. £7.95
- INTERFACE, the monthly magazine published by the NATIONAL ZX USERS' CLUB is just £9.50 (U.K.), £12.50 (Europe) for 12 issues. Sample copy, with many programs for your ZX computer, book, software and hardware reviews, education, contact addresses, just £1.

*All ZX81 books now contain Spectrum supplement, not available separately. All our ZX81 programs will run on your ZX Spectrum.

Please send me the items marked. I enclose £

Name:

Address:

Please make cheques payable to INTERFACE and send the above form, or a copy, to: INTERFACE, Dept. PC, 44-46 Earls Court Road, London W8 6EJ

Please allow up to 28 days for delivery.

POPULAR Computing WEEKLY

The Team

Editor

Brendon Gore

Reporter

David Kelly [01-930 3271]

Sub-editor

Peter Harvey

Editorial Secretary

Fiona McCormick

Advertisement Manager

David Lake [01-839 2846]

Advertisement Executive

Alastair Macintosh [01-930 3840]

Managing Editor

Duncan Scot

Publishing Director

Nick Hampshire

Popular Computing Weekly,
Hobhouse Court, 19 Whitcomb Street,
London WC2

Telephone: **01-839 6835**

Published by Sunshine Publications Ltd.

Typesetting, origination and printing by
Chesham Press, Chesham, Bucks

Distributed by S M Distribution
London SW9. 01-274 8611. Telex: 261643

© Sunshine Publications Ltd 1982

Subscriptions

You can have *Popular Computing Weekly* sent
to your home: the subscription rate is **£19.95** per
year, for addresses in the UK.

How to submit articles

Articles which are submitted for publication
should not be more than 1000 words long.

All submissions should be typed and a double
space should be left between each line.

Programs should, whenever possible, be
computer printed.

At present we cannot guarantee to return
every submitted article, so please keep a copy.

Accuracy

Popular Computing Weekly cannot accept any
responsibility for any errors in programs we
publish, although we will always try our best to
make sure programs work.

This Week



Cover illustration by Stuart Hughes

News	5
Yet another new micro.	
Letters	7
Vic program readability.	
Voyager	9
A game for the BBC micro model B by Jeremy Ruston.	
Spectrum	10
Character designer by Jeremy Hall.	
Street Life	11
David Kelly reports on computer holidays.	
Reviews	12
Skymath, Atom Galaxian.	
Open Forum	16
Five and a half pages of your programs.	
Award Scheme	21
The fourth week of our competition to win a ZX Spectrum.	
Programming	22
Upper/lower case letters.	
Peek & poke	24
Your questions answered.	
Puzzle	25
Cartoon.	

Editorial

The microcomputer market is starting
to hot up. The furore surrounding the
launch of Sinclair's ZX Spectrum had
hardly begun to die down before two
new microcomputers appeared on the
scene.


The Dragon 32 and the £50 Bina-
tone micro will both challenge Sin-
clair's dominance of the home compu-
ter market. In addition, Acorn's Elec-
tron and Commodore's new range of
Vics are lurking in the background.

Even established manufacturers,
such as Texas Instruments and Atari,
have been forced to cut their prices.
The Atari 400 and the TI99/4A are
now selling for less than £200, a drop
of more than £100 in each case.

Increased competition among micro
manufacturers can only be of benefit
to the user.

Companies will no longer be able to
ignore delivery dates with impunity. If
a promised micro is not delivered
within 28 days, the customer will
simply cancel his order and buy
another micro off the shelf.

Next Week



Take charge of a nuclear
power station as it threatens
to blow up. Can you prevent the
Melt Down? — A new game for Vic20

Classified

ATARI

WHIZZ KID, programmer needed to help with new book for major publisher.

Write (with phone no. if available) to Ken Mahogany, 12 Haydn Park Road, London W12, giving details of your experience.

16K ZX81

LABYRINTH — Seek your fortune amongst the tortuous passages. **RABBIT TUNE** — Evade the Polecat. **SIMON** — Impressive interpretation. **HANGMAN** — Store of over 750 words. **PLANETLANDER** — Addictive and accurate version. Incorporates superb graphics. **DOMINOES** — Fast responses and a complete display of dominoes.

All on cassette for £4.95 inc. p & p. Send cheques to: Alan Cave

13 Birchgate Road
Linthorpe, Middlesbrough

ZX81 KEYBOARD BLEEPER

IMPROVES KEYBOARD CHEAPLY
FITS INSIDE

Simple plug-in, no soldering connections. All normal and shifted keys now bleep £8.95 includes instructions.

T-Shirts black with Red "Sinclair ZX81. Also available "ZX Spectrum" Sizes 24 to 44 in £3.25. Sweat shirts as above £8.99

FULCRUM PRODUCTS, DEPT W
HILLSIDE, STEEP LANE, FINDON,
W. SUSSEX BN14 0UF

BBC SUPER STARTREK for Model-B. All features of the regular startrek plus extra asteroid storm and others, £4.50. T. Sato, 37b New Cavendish Street, London W1M 8JR.

ZX80-81 16K RAM, hardware tapes, book and mags, separate PSU, 2 months old, £90 ono. Phone Kilbarchan 2288.

VIC-20 plus cassette unit, many games, books, user magazines, cartridge, joystick, Commodore guarantee, worth £320-plus, accept £250. Tel: Tilbury 5673 after 5 pm.

SHARP MZ80K plus 25 programs, three months old, £325. 01-402 8394.

1K ZX81 CHESS

a very sophisticated piece of software considering the limitations of the ZX81 1K machine. It provides a good game requiring a lot of thought

Electronics and Computing July '82

£3.00

Available from:
D. R. Horne 126 Southridge Rise
Crowborough, E. Sussex

P-E-P, the Program Enhancement Package for the ZX81 (16K). 7 fantastic new features for your basic programs. Only £5.95 from R & R Software, 34 Bourton Road, Gloucester.

ZX81 (16K). Free program. Send cassette and s.a.e. to Nick Godwin, 4 Hurkur Crescent, Eyemouth, Berwickshire.

NEW ROM 8K PET with green screen, cassette recorder, software, many magazines, books and cassettes, £290 for all. Ring Martin, Leicester (0533) 896680 for details.

ZX81 WORD PROCESSOR, sophisticated text handling, with all characters directly available from keyboard, £5.20. Write to J. Allen, 81 Springfield, Bradford-on-Avon, Wiltshire.

ZX81 1K, hardly used, complete with books, £55. Phone 01-440 3564 (evenings only).

BBC DISASSEMBLER. All the features of more expensive disassemblers, runs in less than 4K (relocatable), £3 inclusive. Send cheque for quality cassette and full instructions to P. Mapstone, 48 Stanhope Road, London N6 5AJ.

SHARP PC1211 plus CE122 printer, £90, exchange for ZX81 plus 16K plus printer. Swainsthorpe 470395.

SPECTRUM SOFTWARE, send SAE for details. J. R. Briggs, 33 Wessex Gardens, London NW11 9RS.

SUPER MAZE, ZX81 16K, fast flicker-free action, £5, from M. McCann, 13 Motcombe Farm Road, Heald Green, Stockport SK8 3RW.

ZX81, vgc, 16K plus proper keyboard learning laboratory games. Offers very welcome. Tel: Wellingborough 676495, anytime.

EDUCATIONAL ZX81 and Spectrum program tapes, £2.50. Sae for list: C. Robinson, 35 Oatlands Drive, Slough SL1 3EH.

ZX81 KEYBOARD UNIQUE DESIGN for UNIQUE PRICE £11.95

Individually hand-made and thoroughly tested before dispatch — unconventional but practical.

MAKE YOUR ZX81
A REAL PLEASURE TO USE
Send cheque/P.O. for £11.95 to
DAVID HEARTFORD
91 High Street, Evesham,
Worcs. WR11 4DT.*

ZX81 16K with tapes and books, £70. Tel: 0493 720774 mornings.

VIC-20 AND CASSETTE DECK, brand new, under guarantee, unwanted gift, £200. 061-224 7272 after 6 pm.

VIC-20 WANTED for 10p. Tel: 0843 822001.

EXCHANGE. £50 plus Prinzflex TTL camera, standard and wide-angle lenses (new £110) for ZX81 system. Offers to P. Pridgeon. Telephone Dorking 884 892.

STOCKTAKER. Provides comprehensive stock control and valuation facilities to D. C. Roberts, 107A Royal

SPECTRUM SOFTWARE — FRUIT MACHINE, hold facility. Multiple combination scoring. Missile Attack, incredible version of the popular arcade game. Three bases. Multiple missile attacks. Progressively difficult skill levels. Both superb games on one tape for £5, feature colour, sound and hi-res graphics. S. Ratcliffe, 9 Cosgrove Road, Old Stratford, Northants.

ZX81 16K plus software, assembler, debugger etc, £80. Tel: 01-866 7648 (Pinner).

George Road, Burgess Hill, Sussex. **ZX80 8K 16K** manual, books, programs, chess, Sinclair business-household labyrinth plus others on tape, accept £100 ono. Telephone (0604) 831078.

SHARP PC1211 with printer and manuals, £100. ZX81 with 64K audio RAM pack, utility software, games, manual, £115. Tel: 0908-679101 Extn. 371 (office hours).

VIC-20 plus some software, boxed, £145. Super Lander cartridge, £14. 3K RAM, £19. 01-661 1466.

32 SUPERSTAR programs for ZX81 (1K), something for everyone from kids to cronies, £3.50. S. Thom, Gwaeny-nog Lodge, Denbigh, Clwyd.

BBC Model B, unused and with full guarantee, unopened, Welcome cassette plus several games and demonstrations on cassette. Best offer. Tel: 0632-463987 (Tyne and Wear).

HAVEN HARDWARE ZX PRODUCTS ZX Repeating Key Module Kit £3.50 Built £4.95

One of the most successful ZX products ever created. Essential for speedy Editing, etc. See review in Popular Computing Weekly, 24th July.

ZX81 Inverse Video Module Built £5.95
ZX Programmable Character Generator Kit
£17.95 Built £22.95

ZX Keyboard with Repeat Key, etc Kit
£18.95 Built £22.95

(Also has provision for Single Key Rubout and Cursor Controls)

ZX 3K Memory Built only £12.95
ZX Edge Connector (Gold Plated Contacts)
£2.29

Many other products for ZX80, ZX81, ZX Spectrum etc in stock.

SAE for details (Catalogue and Order Form).

Haven Hardware, 4 Asby Road, Asby, Workington, Cumbria
(We will be at the EDINBURGH ZX SHOW
24th July)

URGENTLY REQUIRED. Spectrum 48K. Will pay £20 above cost, cash, collect. Mr. P. L. Donovan, 20 Dixon Drive, Stoneygate, Leicester. Tel. 0533 707031.

FREE COMPUTER, 1950 vintage digico micro 16 with purchase of TT7 model 33, in good condition with manuals, £175. Harrogate 771286.

ACORN ATOM 2K+8K with two software packs, £100. Phone 061-881 5641.

ZX81 16K, Sinclair built, plus 2 books and tapes, £80. Tel: 727 3989.

CLASSIFIED ADVERTISING RATES:

Line by line: For private individuals, 20p per word, minimum 10 words.

For companies, traders, and all commercial bodies, 40p per word, minimum 20 words.

Semi-display: £10 per single column centimetre, minimum length 3 cm. (Please supply A/W as PMT. Or supply rough setting instructions.)

Conditions: All copy for Classified section must be pre-paid. Cheques and postal orders should arrive at least two weeks before the publication date.

If you wish to discuss your ad, please ring Alastair Macintosh 01-930 3840.

Here's my classified ad.

(Please write your copy in capital letters on the lines below.)

Please continue on a separate sheet of paper

I make this words, at per word so I owe you £

Name

Address

.....

.....

Telephone

Please cut out and send this form to: Classified Department, Popular Computing Weekly, Hobhouse Court, 19 Whitcomb Street, London WC2

£100 Oric 1 to be launched in October

TANGERINE has completed design work on a new micro which will go on sale in October for less than £100.

The Cambridge company has produced the machine under contract for Oric, a high-technology investment company.

The micro will be known as the Oric 1 and will be based around the 6502 micro-processor with either 16K or 48K Ram.

Using extended Microsoft Basic, the machine will offer eight colours, three-channel sound and a 40 x 24 display.

Special features include hi-resolution 200 x 240 graphics, preprogrammed sound com-

mands and a 25th screen line for system status reports. The Oric 1 uses the same cassette operating system as the Microtan and the ZX Spectrum, operating at 1200 or 2400 baud.

The first working prototype has been built. Most of the hardware and software has been produced and Tangerine now only await delivery of the ULAs.

Orders for the Oric will be accepted from October 1, available by mail-order only, direct from Tangerine.

The 16K Oric 1 will be competitively priced at between £80 and £90. The 48K version will cost about £140.

Defence prompts £30m investment

THE Ministry of Defence's electronic research centre wants to invest more than £30m to compete with the US in producing Very High Speed Integrated Circuits.

The MoD needs the UK project to develop high-speed weapon guidance systems. It is likely that any such initiative would be linked to a parallel industrial scheme.

Agreement on networking

TWENTY companies, including ICL have agreed to adopt standards on networking.

The guidelines are in line with those suggested by the European Computer Manufacturers Association. The standards apply to open system local area networks.

The companies involved include, in addition to ICL, Xerox, DEC, Fujitsu, Intel and Siemens.

Equipment manufactured by companies adopting the standards will be easily connectable to any system set up under these guidelines.

The standards adopted by ECMA are broadly compatible with the Ethernet networking system. Ethernet is already being developed by Xerox, DEC and Intel.

Holiday break

PRODUCTION of the Sinclair Spectrum has been halted by the annual three-week holiday at the Timex factory in Dundee. It will restart on August 3.



Clive Sinclair ... his Spectrum joins an elite class.

Spectrum joins the classroom revolution

THE ZX Spectrum has been officially approved for use in schools.

The search for suitable micros follows the extension of the Government's ambitious scheme for microcomputing in education.

This plan allows half the cost of every micro bought for use in a school to be met by the state.

The scheme, originally only applicable to secondary schools, has been so successful that it has now been

broadened to include primary education.

The campaign is funded by the Industry Department and is not included in the national education budget.

Industry Secretary, Patrick Jenkin, has been reported as saying that he has received favourable indications as to the cost effectiveness of the Sinclair machine.

The ZX Spectrum now joins the BBC Acorn and Research Machines' 380Z as an officially approved micro.



The Newport Inmos Plant has been designed by Richard Rogers and Partners, the same team of architects who conceived the controversial Pompidou Centre in Paris.

Dynamic future for Welsh chip industry

INMOS, the Government-financed UK chip manufacturer, has produced the first of its new 64K D-Ram devices.

It is on these dynamic Ram units that hopes for the company's future rest. They are the fastest chips of their type yet available with an access time of 100 nanoseconds.

Inmos is backed by nearly £100m of British Technology Group (formerly National Enterprise Board) money.

Although the company reported a £17.3m loss last year and may well need further aid

to cover development costs, Inmos now supplies over 80 per cent of the world market for 16K static Rams.

The world market for 64K D-Rams is estimated to reach £85m this year and is expected to rise as high as £500m by 1985.

Test wafers are currently being processed by the plant. Production of the 16K chip will begin at the end of the year and that of the 64K D-Ram will follow shortly thereafter.

The factory will initially provide 200 new jobs.

Gloom over silicon valley

NATIONAL Semiconductor, the California-based silicon chip manufacturer, has reported a substantial loss for the financial year to May 31.

The deficit of \$17m represents a dramatic drop when compared with the company's previous year profit of \$94m.

These results — the worst reported by the semiconductor industry — result from a general decline in the US chip market. This recession has been caused by increasing competition from Japanese companies and by a slump in world demand.

In line with a recent upturn in trading conditions, NatSemi reports an improvement in the 1981-82 fourth quarter turnover. There is hope that the trend will continue.

Sharp response

SHARP reacted quickly to deny reports that it is to produce a colour microcomputer for under £100.

A spokeswoman commented "it's news to us!"

DOWNSWAY

ELECTRONICS (UK) LTD

MORE MEMORY FOR YOUR ZX81 !



give your ZX81 more memory than a 48K Spectrum — for less than £50!

If you already have a 16K RAM pack, of any make and regardless of condition, you can trade it in for **£12.50** against a Downsway 64K Memory, bringing the price down to only **£47.45** (plus £2 p & p), compared to the Spectrum's price of **£175!**

Without trade-in, the Downsway 64K Memory costs just **£59.95** plus p & p — still incredible value!

The 64K Memory gives 56K of available memory, and simply plugs into the ZX81 without needing an additional power supply, or adding any extra load to the internal 5V regulator.

Should you only need 16K of memory for your ZX81, the Downsway 16K RAM Pack offers the same benefits of high standards and low price at only **£24.95** plus p & p.

The slim, "low-profile" styling of both memories complements the ZX81, and a special foam cushion provides added mechanical stability.



Naturally, Downsway add-on memories are fully tested and guaranteed, but should you be dissatisfied for any reason, just return the memory within 14 days for a full refund (and your old 16K RAM pack, where appropriate).

Please allow up to 28 days for delivery.

**To: Downsway Electronics (UK) Ltd
Dept. M, Downsway House, Epsom Road,
Ashted, Surrey.**

Please send me:

Qty	Item	Price	Total
	64K Memory at special trade-price (my old 16K RAM pack is enclosed)	£47.45	
	64K Memory at normal price without trade-in	£59.95	
	16K RAM Pack	£24.95	
Post and Packing			£2.00
Total			£

My cheque/P.O./Money Order is enclosed

NAME: _____

ADDRESS: _____

PCW

ZX Spectrum

20 Programs £6.95

The ZX Spectrum has brought advanced computing power into your home. The Cambridge Colour Collection, a book of 20 programs, is all you need to make it come alive.

No experience required. Simply enter the programs from the book or load them from tape (£2.95 extra) and run.

Amazing effects. All programs are fully animated using hi-res graphics, colour and sound wherever possible.

Entirely original. None of these programs has ever been published before.

Proven Quality. The author already has 30,000 satisfied purchasers of his book of ZX81 programs.

Hours of entertainment

● **Lunar Landing.** Control the angle of descent and jet thrust to steer the lunar module to a safe landing on the moon's surface.

● **Maze.** Find your way out from the centre of a random maze.

● **Android Nim.** Play the Spectrum at the ancient game of Nim using creatures from outer-space.

● **Biorhythms.** Plot the cycles of your Emotional, Intellectual and Physical activity. Some would say this is not a game at all.

Improve your mind

● **Morse.** A complete morse-code training kit. This program will take a complete beginner to R.A.E. proficiency.

● **Maths.** Adjustable to various levels, this program is an invaluable aid to anyone trying to improve their arithmetic.

Run your life more efficiently

● **Home Accounts.** Keeping track of your finances with this easy-to-use program will enable you to see at a glance where the money goes and plan your spending more effectively.

● **Telephone Address Pad.** Instant access to many pages of information.

● **Calendar.** Displays a 3 month calendar past or future, ideal for planning or tracing past events.

ORDER FORM:

Send Cheque or P.O. with order to:
Dept. F., Richard Francis Altwasser, 22 Foxhollow, Bar Hill,
Cambridge CB3 8EP

Please send me

- Copies Cambridge Colour Collection Book only £6.95 each.
 Copies Cambridge Colour Collection Book & Cassette £9.90 each

Name: _____

Address: _____

Letters

write to Letters, Popular Computing Weekly, Hobhouse Court, 19 Whitcomb Street, London WC2

Thanks for the Vic programs . . . now how do I read them?

HAVING only recently purchased my Commodore Vic20, I was delighted to find other readers programs reproduced in your paper. I faithfully try to run them on my Vic, if only to gain some experience.

Imagine my horror when all the Vic20 programs in the latest issue (June 17) were quite illegible. Even "program of the week" was impossible to follow.

So please, please, can we have better reproduction, or I for one shall not waste my money on something I cannot decipher.

Mrs E. K. Smith
6 Rowan Green West
Brentwood
Essex CM13 2EB

In a bid to minimise errors, we have been reproducing all our programs direct from the original listings. Unfortunately, listings taken from the Vic printer seem to reproduce very badly. But, we are aware of the problem and are taking steps to rectify it.

Keeping Sinclair to their 28 day contract

AFTER reading your editorial in the June 10 issue, about delivery dates for the Spectrum, I decided to follow your advice and make a fuss. After all, I had waited for five weeks already and had been told by Sinclair that an eight week delay from the time of ordering was due to a technical problem.

Following a letter to the Department of Fair Trading, I found out that the statement on the advertisement "allow up to 28 days for delivery" is in fact a contract. If Sinclair do not supply the goods within that time period, they are breaking that contract. You are then entitled to claim all your money back, together with any necessary expenses.

I hope this will help you to answer any enquiries about this matter.

David Bagnall
4 Drovers Way
Dunstable
Bedfordshire LU6 1AN

But others could keep you waiting for ever

I WAS very interested to read your hardware reviews, particularly the review of the Fuller keyboard (June 17). I agree it is a good system, if you like waiting.

It is hard enough getting them to reply to a letter. I ordered the keyboard, case,

motherboard and 16K Ram unit to fit the motherboard on January 6. After several telephone calls and letters, everything arrived on April 8, except for the 16K Ram unit.

I am still waiting for the 16K Ram and replies to my letters. I have now sent a letter to cancel the 16K Ram order and have fitted a dK'Tronics unit which arrived by return of post. Fitting this makes their motherboard useless. I hope I am not the only one in this position.

A. F. Sephton
16 Bloemfontein Avenue
Shepherds Bush
London W12 7BL

Hopeless mix-up prompts Nimrod rescue mission

SOMEWHERE in your staff there is at least one galoot of considerable magnitude.

In Vol 1 No 12, 8 July, you have printed my Nimrod program for the Vic20. You have hopelessly mixed it up with another program.

The program finishes with lines 97, 98 and 99, all Data statements.

```
97 DATA 0,0,0,128,191,255,191,0,0,  
224,224,224,254,255,254,0  
98 DATA 0,0,0,0,63,127,255,0,30,12,  
12,28,255,252,248,0  
99 DATA 4,12,12,30,60,112,96,0,-1
```

Mike O'Connor
102 Phoenix Close
Northwood
Middlesex

Just aching for an Acorn program in Open Forum

I AM one of the thousands of readers who find PCW extremely good reading. However, I am disappointed to see that you do not include the Acorn Atom in Open Forum.

I would be grateful if you could enlighten me as to whether us Atom users will be able to benefit from Open Forum in future weeks.

Also, I missed the first four issues. Could you tell me how to get them.

Steve Rose
10 Sangster Avenue
Melksham
Wiltshire SN12 7PL

You will find one program for the Acorn Atom in the Open Forum section of PCW July 1. We do intend to run some Atom programs in future issues, but we have received very few Atom programs so far.

With regard to back numbers of PCW, these can be obtained by sending a cheque or postal order for 50p per copy, including post and packing, to Back Numbers, Popular Computing

Weekly, 19 Whitcomb Street, London WC2. Unfortunately, we have run out of copies of Vol 1 No 2, but we have all other issues in stock.

Avoiding a crash on the labyrinth trail

HAVING unsuccessfully attempted to enter Dave Middleton's Labyrinth program (May 20) on my ZX81 on a number of occasions I had at first attributed the repeated crashes to the well documented "floppy Ram pack syndrome". But noticing that the trouble usually arose in the region of line 2150, I began to suspect that some other factor was at work.

The clue came when a Shell-Metzner sort began to return correctly sorted but corrupted data. An intensive session of poking and peeking then established that the fault lay at address 18609 where the third bit could not be set — ie binary 1111 (decimal 15) is recorded as 1011 and hence becomes corrupted to decimal 11). This of course corrupts data entered at this address but more importantly causes a crash if either Vars or D-file reaches this point.

I have at last made the acquaintance of your Slumberland Dragon. In order to do so it was necessary to enter the program until Vars approached 18600 then entering a number of Rem statements to take D-file beyond 18609 while at the same time ensuring that neither line numbers or New/Line characters were entered at the faulty address. This naturally implies that a single simple Rem statement is unsuitable for the purpose since during its entry, character by character, critical bytes inevitably reach the fault sooner or later.

It is therefore necessary to bridge the faulty address by entering a Rem statement ending before it. This is then edited to a new line number enabling it to be re-entered "in bulk" ensuring that the corrupted bytes fall within the Rem statement itself. The rest of the program can then be entered normally.

I felt that this might be of interest to some readers who may have similar faulty addresses but are attributing their problems to other causes.

A small improvement to the program is given by substituting:

```
580 IF A$ = "N" THEN GOTO 50000
```

and adding:

```
4530 STOP  
5000 CLS  
5010 PRINT AT 7, 6; "THANKS FOR THE GAME"  
5020 PRINT AT 9, 9; "COME AND VISIT"  
5021 PRINT AT 11, 8; "THE LABYRINTH"  
5022 PRINT AT 13, 13; "AGAIN"  
5030 PRINT AT 16, 14; "BYE"  
5040 STOP
```

Trevor P. Dutt
28 Weymouth Street
London W1N 3AF

COVER STORY

A new game for BBC model B
by Jeremy Ruston

Voyager

Voyager 94 is a development of the Voyager missions launched by NASA in the 1970s.

The first Voyager space craft flew past Saturn in November last year, sending back some breath-taking pictures of the ringed planet. Voyager 1 is now heading out of the solar system at 46,000 miles an hour. Voyager II is on course for Uranus where it is due to arrive in 1986.

In Voyager 94, you are a NASA mission controller responsible for the latest unmanned Voyager probe. Your mission is to soft-land the Voyager on Jupiter, the red giant. But, watch out for Jupiter's massive gravitational pull.

Once you have successfully landed on Jupiter, you can attempt to land on Saturn.

This game is for the BBC micro model B only, since it uses 32K Ram and graphics. It is set in Mode 1.

To start the game, type *Run*. The screen will fill with stars and the two planets, Jupiter and Saturn, will appear. Information about your current interstellar co-ordinates and velocity will be printed in the text window.

The first stage of your mission is to choose a launching pad. Use the cursor left and right keys to position the Voyager on the bottom of the screen. Press *Copy* when you are ready to launch the probe.

You can alter Voyager's velocity in any direction by pressing the cursor keys. But, if you go too fast, Voyager will go into overdrive and you will lose all control over her.

When you approach either Jupiter or

Saturn, you will have to reduce speed or Voyager will break-up on impact. If Voyager is travelling at the correct speed, she will land in one piece.

As the planets are constantly in motion, they will be in different positions on the screen each time you play the game.

Lines 60-90 initialise the screen and set up the program variables. Lines 110-130 update Voyager's co-ordinates while lines 140-210 handle the end of the game. Line 230 starts the definition of *Proscreen*, line 250 removes the cursor and lines 260-270 set the graphics and text windows.

The co-ordinates of the two planets are chosen in lines 340-370 while their masses and that of Voyager are set in lines 380-400. The planets are plotted in lines 410-540 using *Procrcircle*.

The definition of *Procstarting-velocity* is set in line 660 while lines 690-710 puts the keyboard in the right mode. Voyager's co-ordinates are set in lines 720-730. Lines 790-910 allow you to move the ship to her starting position.

Line 940 sets up channel 0 for white noise while line 1060 creates the sound effects. Line 970 starts the definition of *Procnew-co-ordinates*. The ship's velocity is controlled in lines 1000-1060.

Voyager's new co-ordinates are calculated in lines 1080-1190. Line 1190 draws a line to the ship's new position. Line 1200 updates the interstellar co-ordinates display and lines 1210-1220 display the new velocities.

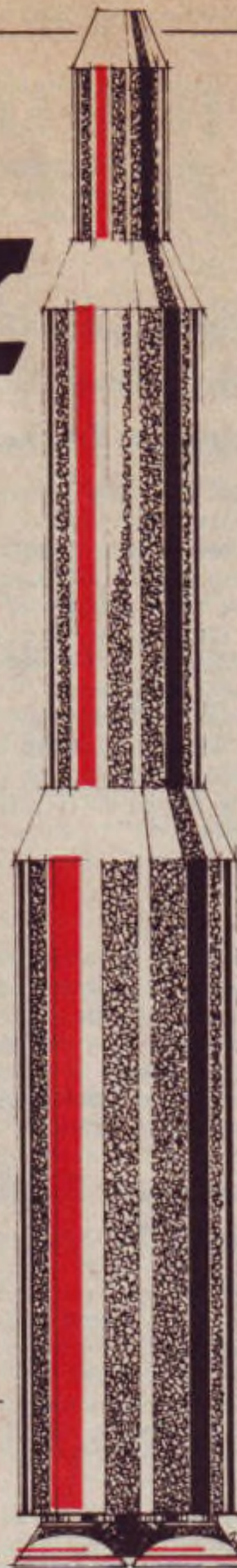





Illustration: James Macdonald



```

10 REM *****
20 REM Qogaser 94
30 REM By Jeremy Roston
40 REM (C) June 1982
50 REM *****
60 MODE 1
70 PROCscreen
80 PROCstarting_velocity
90 *FX 15,1
100 REM *****
110 REPEAT
120 PROCnew_coords
130 UNTIL (BX=0 AND BX<3) OR ABS(UIX
*UJZ)>60
140 IF BX=-1 THEN PROCmissed
150 IF BX=2 THEN PROCland
160 IF BX=1 THEN PROCjupiter
170 IF ABS(UIX*UJZ)>60 THEN PROCcoverdr
ive
180 *FX 12
190 *FX 15
200 *FX 4
210 END
220 REM *****
230 DEF PROCscreen
240 LOCAL TX
250 VDU 23;8202;0;0;0;
260 VDU 24,0;128;1279;1023;
270 VDU 28,0,31,39,28
280 MOVE 0,140
290 DRAW 1279,140
300 VDU 29,0;128;
310 FOR TX=0 TO 500
320 PLOT 69,RND(1279),RND(895)
330 NEXT TX
340 XMZ=RND(800)+200
350 YMZ=RND(200)+600
360 XMZ=XMZ+200-RND(200)
370 YMZ=YMZ+200-RND(200)
380 M=1E14
390 N=1E16
400 SZ=1000
410 VDU 5
420 GCOL 0,2
430 MOVE XMZ-75,YMZ
440 PLOT 1,150,0
450 PROCcircle(XMZ,YMZ,50)
460 PLOT 0,30,0
470 GCOL 0,3
480 PRINT "Saturn"
490 GCOL 0,1
500 PROCcircle(XMZ,YMZ,50)
510 PLOT 0,30,0
520 GCOL 0,3
530 PRINT "Jupiter"
540 VDU 4
550 ENDPROC
560 REM *****
570 DEF PROCcircle(XZ,YZ,RZ)
580 LOCAL AZ
590 FOR AZ=0 TO 360 STEP 20
600 MOVE XZ,YZ
610 MOVE SIN(RAD(AZ))*RZ+XZ,COS(RAD(AZ
))*RZ+YZ
620 PLOT 85,SIN(RAD(AZ+20))*RZ+XZ,COS(
RAD(AZ+20))*RZ+YZ
630 NEXT AZ
640 ENDPROC
650 REM *****
660 DEF PROCstarting_velocity
670 LOCAL AX
680 BZ=4
690 *FX 11,1
700 *FX 12,1
710 *FX 4,1
720 XSZ=640
730 YSZ=0
740 UIZ=0
750 UJZ=10
760 PRINT TAB(0,0);"Interstellar coord
inates-";XSZ;"",";YSZ"
770 PRINT "Current x velocity-";UIZ
780 PRINT "Current y velocity-";UJZ
790 REPEAT
800 MOVE XSZ,YSZ
810 PLOT 2,0,40
820 AZ=GET
830 MOVE XSZ,YSZ
840 PLOT 2,0,40
850 *FX 15,1
860 IF AZ=136 THEN XSZ=XSZ-4
870 IF AZ=137 THEN XSZ=XSZ+4
880 IF XSZ>1279 THEN XSZ=1279
890 IF XSZ<0 THEN XSZ=0
900 PRINT TAB(25,0);XSZ;"",";YSZ;"
"
910 UNTIL AZ=135
920 MOVE XSZ,YSZ
930 GCOL 0,3
940 SOUND 0,-15,7,255
950 ENDPROC
960 REM *****
970 DEF PROCnew_coords
980 LOCAL AX
990 LOCAL G,FXM,FXN,FYM,FYN,FX,FY,AX,A
1000 AZ=INKEY(0)
1010 *FX 15,1
1020 IF AZ=139 THEN UJZ=UJZ+1
1030 IF AZ=136 THEN UIZ=UIZ-1
1040 IF AZ=137 THEN UIZ=UIZ+1
1050 IF AZ=138 AND UJZ>1 THEN UJZ=UJZ-1
1060 SOUND 17,0,UIZ*UJZ+100,255
1070 G=6.67E-11
1080 FXM=G*SZ**((XMZ-XSZ)/(((XMZ-XSZ)*(
XMZ-XSZ)+(YMZ-YSZ)*(YMZ-YSZ))^(3/2))
1090 FYM=G*SZ**((YMZ-YSZ)/(((XMZ-XSZ)*(
XMZ-XSZ)+(YMZ-YSZ)*(YMZ-YSZ))^(3/2))
1100 FXN=G*SZ**((XNZ-XSZ)/(((XNZ-XSZ)*(
XNZ-XSZ)+(YNY-YSZ)*(YNY-YSZ))^(3/2))
1110 FYN=G*SZ**((YNY-YSZ)/(((XNZ-XSZ)*(
XNZ-XSZ)+(YNY-YSZ)*(YNY-YSZ))^(3/2))
1120 FX=FXM+FXN
1130 FY=FYM+FYN
1140 AX=FX/SZ
1150 AY=FY/SZ
1160 XSZ=UIZ+AX/2+XSZ
1170 YSZ=UJZ+AY/2+YSZ
1180 BZ=POINT(XSZ,YSZ)
1190 DRAW XSZ,YSZ
1200 PRINT TAB(25,0);XSZ;"",";YSZ;"
"
1210 PRINT TAB(19,1);UIZ;" "
1220 PRINT TAB(19,2);UJZ;" "
1230 ENDPROC
1240 REM *****
1250 DEF PROCmissed
1260 VDU 25,12
1270 COLOUR 2
1280 PRINT """"You missed --- see you i
n 30 light years...""
1290 ENDPROC
1300 REM *****
1310 DEF PROCland
1320 VDU 26,12
1330 COLOUR 1
1340 PRINT """"You landed in one piece,
..""
1350 ENDPROC
1360 REM *****
1370 DEF PROCjupiter
1380 LOCAL TX
1390 FOR TX=1 TO 50
1400 VDU 19,1,0;0;19,2,0;0;19,3,0;0;
1410 TIME=0
1420 REPEAT UNTIL TIME>5
1430 VDU 20
1440 TIME=0
1450 REPEAT UNTIL TIME>5
1460 NEXT TX
1470 VDU 26
1480 PRINT TAB(0,2);"
"
1490 PRINT TAB(0,3);"Poor old Jupiter..
"
1500 PRINT TAB(0,4);"
"
1510 PRINT TAB(0,30);
1520 ENDPROC
1530 REM *****
1540 DEF PROCcoverdrive
1550 VDU 26
1560 COLOUR 1
1570 PRINT """"You went so fast, your fr
ozen food went bad, and you died fr
om starvation.""
1580 FOR TX=0 TO 255 STEP 10
1590 SOUND 2,-15,TX,2
1600 NEXT TX
1610 *FX 15
1620 ENDPROC
1630 REM *****

```



Spectrum

Another bunch of characters on the menu

Jeremy Hall presents a simple program for creating graphics characters on an 8 x 8 grid.

This program is called Character Designer and allows you to take full advantage of the user definable graphics facilities of the 16K Spectrum.

When Run, the program presents you with a menu of options. To design your character type in the letter D. This presents you with an 8 x 8 grid and the

prompt 'Line?' Type the line number (0 returns you to menu) and enter it. The prompt now asks 'Column', to which you reply with another number.

A third prompt asks 'Plot or erase?'. Typing P will fill in the pixel while typing E will erase it. When you are happy with the design, type 0 after the 'Line?' prompt to return you to the menu.

Having designed the character, Type C. You will be asked which user definable graphics letter you want to become the new character. Typing any letter between a and u will start the process. After a couple of seconds your new character appears.

Next, press any letter to return to the menu. Type D again to design more characters. Type E to print up all the 21

user definable graphics as they stand.

Returning to the menu and typing S, V or L will allow you to Save, Verify and Load your new character set. Only the characters will be Saved, not the whole program.

The Design part of the program appears to be a re-usable piece of graph paper. However, if you examine line 75 you will see that the pixel status is stored in X(8,8). This is used in the creation of the characters in line 240. The C loop reads each pixel while the L loop increments the line. Z stores the decimal values to be poked into the graphics character in lines 300-320.

The rest of the program is self-explanatory. If you should accidentally stop the program, typing Goto 1000 as a direct command will take you back to the menu.

```
2 BORDER 0: PAPER 0: INK 7: C
LS
3 DIM x(8,8)
5 GO TO 1000
7 DIM x(8,8)
8 CLS
10 PRINT AT 7,12;"12345678"
20 FOR n=1 TO 8: PRINT AT 7+n,
11;n: NEXT n
25 PLOT 95,48: DRAW 0,64: DRAW
65,0: DRAW 0,-65: DRAW -65,0
30 PRINT INVERSE 1;AT 11,6;"LI
NE"
40 PRINT INVERSE 1;AT 5,13;"CO
LUMN"
50 INPUT FLASH 1;"LINE?";l
52 IF l=0 THEN GO TO 1000
55 INPUT FLASH 1;"COLUMN?";c
60 INPUT "PLOT OR ERASE ";FLA
SH 1;"(P or e)";p$
65 LET d$=CHR$(143+(p$="p")+1
28+(p$="e"))
70 PRINT AT l+7,c+11;d$
75 LET x(l,c)=-1+2*(p$="p")+(p
$="e")
80 GO TO 50
100 REM CREATE
105 CLS
110 PRINT ""
120 PRINT "Which U.D.G. letter
is to become"
130 PRINT : PRINT "the new char
acter?"; FLASH 1;"(A to U)"
135 INPUT l$: IF l$<"a" OR l$>"
u" OR LEN(l$)>1 THEN GO TO 135
140 CLS : PRINT INVERSE 1;AT 11
,8;"C R E A T I N G"
150 DIM z(8)
200 FOR l=1 TO 8: LET z(l)=0: N
EXT l
210 FOR l=1 TO 8
220 LET d=7
230 FOR c=0 TO 7
240 IF x(l,c+1)=1 THEN LET z(l)
=z(l)+2+d
250 LET d=d-1
260 NEXT c
270 NEXT l
300 FOR l=0 TO 7
310 POKE USR l$+l,z(l+1)
320 NEXT l
330 CLS
340 PRINT AT 11,0: INVERSE 1;"B
EHOLD YOUR NEW CHARACTER:-"; INVE
RSE 0;" ";CHR$(CODE l$+47)
350 PRINT : FLASH 1;"Press any
key to return to menu"
360 LET a$=INKEY$: IF a$="" THE
N GO TO 360
370 GO TO 1000
500 CLS : REM save
510 PRINT INVERSE 1;AT 11,2;"NA
ME OF CHARACTERS FOR SAVING?"
520 INPUT INVERSE 1;"(10 LETTER
S OR LESS)";s$
```

```
530 PAUSE 100
535 CLS
540 SAVE s$CODE USR "a",21+8
550 GO TO 1000
560 CLS : PRINT AT 11,0;"Press
play on tape player"
565 PAUSE 100: VERIFY ""CODE
568 PAUSE 200: GO TO 1000
570 CLS : PRINT AT 11,0;"NAME O
F CHAR. SET TO BE LOADED?"
575 INPUT s$
580 PRINT "" "Press play on tap
e player": PAUSE 100
590 IF s$="" THEN LOAD ""CODE :
GO TO 610
600 LOAD s$CODE
610 GO TO 1000
700 BORDER 5: PAPER 5: INK 0: C
LS : REM Examine
705 LET o=144
710 FOR n=1 TO 5 STEP 2
715 FOR m=0 TO 6
720 PRINT AT n,4+m: INVERSE 1;(
o-143); INVERSE 0;"-";CHR$o;"
";
725 LET o=o+1
730 NEXT m: NEXT n
740 PRINT AT 11,0;"Press any ke
y to return to menu"
750 LET a$=INKEY$
760 IF a$="" THEN GO TO 750
770 BORDER 0: PAPER 0: INK 7
780 GO TO 1000
1000 REM initialise and menu
1005 CLS
1010 PRINT : PRINT TAB 6; INVERS
E 1;"CHARACTER DESIGNER"
1020 PRINT ""TAB 2;"Press:-"
1025 PRINT "TAB 8;"D for "; INVE
RSE 1;"DESIGN"
1030 PRINT "TAB 8;"C for "; INVE
RSE 1;"CREATE"
1035 PRINT "TAB 8;"S for "; INVE
RSE 1;"SAVE"
1040 PRINT "TAB 8;"U for "; INVE
RSE 1;"VERIFY"
1045 PRINT "TAB 8;"L for "; INVE
RSE 1;"LOAD"
1050 PRINT "TAB 8;"E for "; INVE
RSE 1;"EXAMINE"
1055 PLOT 43,156: DRAW 0,15: DRA
W 19+8,0: DRAW 0,-15: DRAW -(19+
8),0
1060 PRINT AT 21,14;"@ Jeremy Ha
ll 1982"
1070 LET a$=INKEY$
1075 IF a$="" THEN GO TO 1070
1080 IF a$="d" THEN GO TO 7
1085 IF a$="c" THEN GO TO 100
1090 IF a$="s" THEN GO TO 500
1095 IF a$="v" THEN GO TO 560
1100 IF a$="l" THEN GO TO 570
1105 IF a$="e" THEN GO TO 700
1110 GO TO 1070
```

Street Life

Go camping ... with a computer!

David Kelly looks at a new concept in leisure activities — computer holidays.

Summertime. Take a break. Vacations in the sun. How about a computer holiday?

The Computer Camp is the brainchild of Stewart Wiley, founder of Beaumont Summer Camps. This year 5000 young people will spend a week or two in their summer camps. Children aged 11 to 17 will spend half their holiday learning to use and program micros and the rest of their time learning any of 29 other activities, from archery to windsurfing to nature trailing.

According to Stewart "the kids will have an exciting day, every day."

The concept of the summer camp is not a new one. The summer camp ethic is a deep-seated part of the American way of life. Because of the lengthy summer vacation keeping the kids occupied becomes a real problem. Summer camps in the US provide some essential relief for parents.

It is only recently that the idea has been tried out in this country, with much success.

Beaumont Summer Camps are pioneers in this field in the UK. Stewart Wiley has been involved with the leisure business for 15 years. Originally working in the tour holiday market he claims to have "put Corfu on the map".

He saw an interview on US tv with Denison Bollay, who first mooted the idea of computer holidays.

The Beaumont Computer Camp was the outcome. Wiley and Bollay got together in January 1981 and last year the first holiday-goers attended summer camp.

Following the success of the 1981 season, Beaumont now offer five camps including a residential one in the Lake District.

Robin Heath is the man who organises the computer recreation at Tabley Hall, just outside Carlisle. He explained that between 150 and 200 kids each week will be able to learn or improve their programming. Each person gets their own computer — this is the crucial factor — during their computing stay. There are two two-hour sessions per day where a variety of skills are explained. There are introductory courses on Basic with training in machine code and assembler languages for the more advanced user.

The camp will have 30 ZX81s and 50 ZX



Summer camp founder... Stewart Wiley

Spectrums in use. Anyone wishing to learn Pascal will be able to use a Pet 4000.

As Robin explains: "Nothing is forced on them — the motivation for learning comes from the kids themselves."

He is a lecturer at a North London polytechnic and is very keen that the kids should learn as well as having a good time. He says: "It is not a competitive environment. Everyone has their computer and they learn at their own speed."

"Last year was the first year. We were worried the novelty of computers would wear off during the week. Instead we had great difficulty in separating them from the micros."

"We had 12 and 13-year-olds writing the sort of programs my first year degree students are asked to produce. I'm sure

We want to hear from you!

Whether you are starting a new club, holding a special meeting, or just changing the venue, we want to hear from you.

Write to David Kelly, Club News, Popular Computing Weekly, Hobhouse Court, 19 Whitcomb Street, London WC2 7HF or call him on 01-930 3271.

this is because they have less inhibition and more imagination. They don't know what is expected of them — more importantly, they don't know what they are not expected to be able to do."

The Tabley Hall camp employs about 12 people to supervise the computer courses so that the pupil/teacher ratio is 7:1. Each of the helpers is selected by Robin to make sure they will be able to provide tuition at the right level.

Whether or not the camps will appeal to you rather depends on whether you like the idea of a "structured yet informal programme" of instruction and adventure.

The other deciding factor may be the cost. Full board and accommodation at the adventure camp costs £118 per person per week, plus a £30 supplement for the computer camp option. A two-week stay is recommended.

The Computer Camps are proving to be very popular this year, although there are still some places remaining unbooked.

Their success has caused Beaumont Summer Camps to plan further expansion. Later this year they are planning to hold winter holidays for organised official school parties.

For further information and a free colour brochure write to: Beaumont Summer Camps, 100 New Kings Road, London SW6 (Tel: 01-736 3272).

What's happening

80-bus News is a bi-monthly news magazine for Nascom and Gemini users. Details from Interface Data, Oakfield Corner, Sycamore Road, Amersham, Bucks.

South Northants Computer Club meets every week in the A5 Rangers Hall, Watling Street West, Towcester. A wide range of micros are represented at the meetings which start at 7 pm. Contact Simon Clark, 83 Watling Street West, Towcester, Northants (Tel: 0327 52191 or 0327 50705).

6800 Users Group Newsletter is an information exchange for 6800/SS-50 owners. Contact T K Boyd, Belmont School, Feldemore, Holmbury St Mary, Dorking, Surrey.

Fife Computer Users Club has just been formed. The club will provide a monthly newsletter containing news, hints, tips, programs, articles and reviews of use to micro enthusiasts in Fife. Contact Murray Simpson, 31 Tom Stewart Lane, St Andrews, Fife.

Cardiff '81 Club provides advice and a software library for ZX81 owners. Contact Mike Hayes, 54 Oakley Place, Grange-town, Cardiff (Tel: 0222 371732).

Reviews

software

Atom Galaxian

Bug-byte, 98-100 The Albany, Old Hall Street, Liverpool.

Atom, 6K test, 6K graphics, cassette.
Price £8.00.

Ouch! That seems to be a high price to pay for a single Atom program. Still, if you're spending several evenings a week playing it in some cafe, you'll get your money back soon enough.

For this is a typical Bug-byte implementation of a standard electronic arcade game. You are probably aware of it already. It is basically *Invaders*, but this time ships from the approaching army swoop out towards you and try to bomb or ram you off the face of the Earth. "Towards you" is literally true — these ships are programmed to seek and destroy, and they succeed within a couple of seconds if your fingers slip off the keys. There are no shields to skulk under — your only protection is to shoot the attackers or to skip out of the way and let them crash. Replacements follow of course — immediately — and all the time the bombs are falling.

Although I try to avoid computer games, as they're so addictive, I must admit to sneaking off to Bug-byte's *Invaders* on occasion instead of working. *Galaxian* is that much more a temptation as it is that much more difficult. There are only three controls (left, right, fire), but my standard way of surviving at *Invaders* — continuously firing — is not allowed this time. Tough, tough, tough.

The Bug-byte *Galaxian* is fast. There is no choice of level, but it may be that succeeding armies work faster — I don't know, as I've not yet got past the first army and Bug-byte provide no instructions. The programming is good, with well designed ships and excellent sound effects. The screen includes a continuous display of current score, highest score and number of lives left. But when you've lost your three lives you go right back to the title frame. Why's that, Bug-byte? It's really annoying.

Summary

Grit your teeth and pay for this superb arcade game for the Acorn Atom. It's got to be the best of the genre. **KJ**

Skymath

Audiogenic Ltd, PO Box 88, Reading, Berkshire.

Vic20, cassette, 3K.
Price £6.99.

Skymath is supposed to be the fun way for children to learn addition and subtraction of decimal numbers. The tape and the packaging are of a high professional quali-

ty. The cassette fly-sheet has a full set of instructions printed on the inside.

I do not know why a simple addition and subtraction program should require a 3K memory expansion. Even with the fancy graphics and sound, it should have been possible to write a program to fit the basic Vic. This cassette is thus limited to those who can also afford the over-priced expansion packs.

Once you have chosen whether to opt for the addition or subtraction test, the display presents a scene of green rugged landscape with radar antennae at each side. In turn, the antennae shoot red arrows into the blue sky and large yellow numbers appear on the screen.

The first example was 82.69 minus 23.62. I typed in 7 and a thick red line appeared from the left-hand side of the screen to the point where the 7 appeared. It was accompanied by noise. If you get the whole number correct, there is a brief fanfare of sound and the answer disappears step by step into the hills below. The whole process starts over again.

If you make a mistake a small white flying saucer appears at the left of the screen and shoots the whole number.

A small counter at the bottom of the screen tells you how many questions have been answered correctly.

If you want to change from subtraction to addition half-way through you cannot. You have to break the program and start again. In other words you lose the count of the number of correct answers.

Summary

The large numbers are poorly designed — many of them are barely recognisable as normal numbers.

At £6.99 and a memory expansion pack this program is too expensive. **DS**

Nowotnik

Phipps Associates, 99 East Street, Epsom, Surrey.

ZX81, 16K.
Price £5.00.

This cassette contains three different games — The Nowotnik Puzzle, pictured below, Demolition and Tenpin.

The Nowotnik Puzzle is rather like a two-dimensional Rubik Cube. The Puzzle starts by displaying a square which is divided into four smaller, differently shaded, squares. Depending on the level of difficulty chosen, these squares are then broken up into a number of smaller squares.

The object of the game is to move the squares around the screen until they match the original pattern. The program records the number of moves taken to complete the puzzle.


As an aid to the player, a miniature version of the original pattern is displayed in the top left-hand corner of the screen.

The instructions for the puzzle are excellent. The player is led through a series of examples which demonstrate the different facilities incorporated within the program.

Summary

I only have two mild criticisms to make of this puzzle. Firstly, it is not easy to load, because of the low recording level. Secondly, the miniature version of the puzzle displayed in the top left-hand corner of the screen is too small to read easily.

The two remaining games are less interesting than the Nowotnik puzzle. Demolition is an unsatisfactory mutation of Breakout while Tenpin provides a reasonable simulation of ten pin bowling. **DK**



Reviews

hardware

Telesound 82

Compusound, 32 Langley Close, Red-ditch, Worcs (Tel: 0752 21439).
Price £9.95.

The Telesound 82 unit, designed for the ZX81, is fully compatible with the ZX Spectrum. The unit is available from Compusound, and was reviewed in PCW June 24.

According to Compusound's Frank Woodcock, when the unit is fitted to the mic socket it "turns the Spectrum's bleep into a roar". The add-on also enhances the 'click' produced when a key is depressed on the new micro — a facility of use when typing in programs.

Since the Telesound 82 plugs into the mic socket, there is still room to plug a cassette player into the ear socket. This allows the Spectrum to bleep in time with a music tape of your choice. **DK**

Quicksilva 3K add-on

Quicksilva, 95 Upperbrownhill Road, Southampton.
Price £15.00.

This 3K add-on gives ZX80 or ZX81 users extra Ram at low cost. The 3K added to the Ram the ZX81 already has provides a total of 4K.

Made up of six 2114 static Ram chips, the board has no problem of 'whiteouts' due to dynamic Ram. It is also fairly insensitive to heat as it is mounted on a printed-circuit board at the back of the computer using a tighter version of the 23-way edge connector.

Since the board stands upright behind the computer and has no edge connector at the back, if anything other than the printer is to be connected up to the computer, such a connector has to be fitted or a motherboard has to be provided.

This extra Ram provides enough memory for the ZX81 to recognise automatically on switch-on that it can provide a full screen. This means that programs which need a full screen to work, but not a full 16K of Ram, can be made to run without modification on this Ram board.

It is extremely stable and light, so there is no fear of Ram-pack wobble causing errors during programs.

Two programs are also available from Quicksilva that only require 4K of Ram to provide some interesting arcade games. The games are *QS Asteroids* and *QS Defender*. Both are very quick because they are mostly written in machine code. They illustrate very well just what can be done with a minimum of Ram.

If required, Quicksilva can supply a

motherboard at £12 together with an edge connector at £4. This will leave you with two spare sockets which can contain either a sound board with three channels or a characters board which can provide 128 separately programmable characters for your own games. **SA**

Explore Computing

By Richard and Josephine Andree, published by Reward Books, 232 pages, paperback.
Price £8.95.

This is an American book for the TRS-80, but perhaps surprisingly, the book is not wordy. It is well written and pleasing in many ways.

The Tandy TRS-80 micro was, until not long ago, one of the most popular machines for home and school use. It is still going well, if overshadowed by the new species. It has a number of appealing features as well as a conventional version of Basic.

The latter feature makes this book potentially of wider interest than just to Tandy owners.

The Andrees have provided an extremely good introduction to mathematical computing. The book arises from a series of courses on mathematics for teachers in Oklahoma.

The Andrees go marvellously deeper into mathematics with a micro than any other authors I know. If you like mathematics, you'll love this book, even if you're a ZX81 or Apple user. There are plenty of examples and exercises for you to develop yourself. The whole is put over with enthusiasm and rare understanding.

That rare understanding does not extend to the non-mathematical TRS-80 user. *Cload/Csave* are not dealt with until half-way through the book. There are few games and editing and string-handling are covered almost as afterthoughts.

Hard luck on non-mathematical TRS-80 users, but great news for devotees of the queen of sciences.

Conclusion

The authors have failed to provide a good introduction for the novice Tandy user. However, they have written a very useful book on mathematical computing. **KJ**

56K Ram Pack

Downsway Electronics (UK) Ltd, Downsway House, Epsom Road, Ashted, Surrey.

Price £59.95 (if a 16K Ram pack is sent with order the price is reduced to £49.95).

Downsway Electronics has been selling 16K Ram packs for some time now, but only through agents. Their units were recognizable as they were the only ones that came in a black, 2½ × 1½ × 1 inch, plastic box.

The new unit containing 64K of Ram (only 56K is available) is still in the same case. The unit is very small and fits perfectly with the style of the ZX81. The edge connector is a very tight fit and Downsway provide a foam strip to stick above the expansion port on the ZX81 so that no Ram-pack wobble can occur. Like the Sinclair Ram pack, however, once fitted on the back of the ZX81 the expansion port is covered up. Any printer or ports have to be fitted between the computer and the Ram pack.

The unit is very well made and, unlike Sinclair's Ram pack, it does not "buzz", even though it is supplied in the same way, direct from the ZX81.

Only 56K is available since the bottom 8K (0 to 8K) in the memory map has to be kept clear for the Rom. The rest of the memory map is filled with Ram leaving no space for any memory-mapped peripherals.

However, it provides the Basic programmer with 48K for his programs plus 8K of memory for machine code, data etc.

The 8K Ram from 8K to 16K in the memory map is not recognized by Sinclair Basic and so is unaffected by the commands New, Run, Load, Save and Clear. The only way to destroy information stored in this section is to turn off the power.

Of the 48K available, only 16K can be used for writing a program and the screen display. This is because of the way the machine is built. Consequently no machine code can be run in the section above this maximum limit and, therefore, only variables can be stored in this section. This limit is very rarely reached as it is usually the variables which take up the space.

The instructions that come with the Ram pack are very clear including the above precautions and a guarantee.

Summary

A very worthwhile addition to any ZX81 as it is cheap, light and easy to use, giving the programmer maximum use of the machine. **SA**

NEXT WEEK: we review Haven Hardware's Inverse video ZX81 module, plus the same company's keyboard repeat, and the book: *Your Own Computer* by Michael Walte and Michael Pardee.

Spectrum

Spectrum is a new, rapidly expanding group of independent retailers who specialise in selling a range of popular home computers.

Our group policy is simple: we won't be beaten on price and 'know-how'. We can make this claim because our bulk buying power ensures that we select and buy at the best prices and then can pass on the benefits to you.

We guarantee if you find an item advertised and in stock at any other retailer at a better price than us, we will match that price.

You will see we quote our prices both including and excluding VAT - no hidden 15% to suddenly uplift your bill but also making our prices easier to compare with our competitors.

To ease payment we accept Barclaycard and Access as well as our own Spectrum Charge Card. Longer term credit terms are also available.

We believe our product 'know-how' is crucial to you as a customer. In every one of our centres there are personnel who have been trained by the manufacturers or distributors themselves. So we know what we are talking about on the products we sell and can help every customer, including the complete beginner, find and understand the equipment to suit his or her needs. For us it's not just a matter of simply handing over a box and leaving you on your own to figure it out. Our service includes 'hands on' experience that we can pass on to you.

After sales care is also well catered for. Our own Spectrum Service Centres will insure that should your machine 'go down' we will get it up and running as quickly as possible. We can also offer extended warranties at reasonable prices.

When it comes to mail order delivery we use Securicor for despatch to anywhere in the British Isles. The cost is low and the service is good. Further details are available from your local shop at the time of ordering.

Finally, we should point out that although not every Spectrum centre carries every advertised item, they can always be obtained quickly from our central warehouse. If you have any difficulty, please telephone Spectrum Customer Service on (0727) 66646.

Spectrum Computer Group is a division of Spectrum (UK) Ltd - Britain's largest photographic retailing group.



commodore

The VIC 20 really is extraordinary value for money. It does so much for so little. It's fully expandable to 27 1/2K user RAM, has a full size typewriter keyboard and plugs straight into your home TV.

COMMODORE VIC 20
£173.90
£199.99 INC. VAT

Micro soft 'BASIC' is standard but additional machine language is available via plug in cartridges. There is also a choice of other programs for chess, music and languages as well as games. Printer disk drive and other peripherals, software and books are all available to further expand your use and enjoyment.

	EXC VAT	INC VAT
VIC 20N cassette unit	£30.09	£44.95
VIC Printer (plain paper tractor)	£200.00	£230.00
VIC Single floppy disc drive (5 1/4")	£344.35	£396.00
3K RAM expansion cartridge	£25.04	£29.95
8K RAM expansion cartridge	£39.09	£44.95
16K RAM expansion cartridge	£65.17	£74.95
Super expander Hi-Res cartridge	£30.39	£34.95
Joystick	£6.52	£7.50
Games paddles (pair)	£11.74	£13.50
GAMES		
Programmer Aid cartridge	£30.39	£34.95
Machine Code Monitor cartridge	£30.39	£34.95
Introduction to Basic (1)	£13.00	£14.95
'Avenger' (ROM)	£17.35	£19.95
'Star Battle' (ROM)	£17.35	£19.95
'Jelly Monsters' (ROM)	£17.35	£19.95
'Super Lander' (ROM)	£17.35	£19.95
'Road Race' (ROM)	£17.35	£19.95
'Rat Race' (ROM)	£17.35	£19.95
'Birdz' cassette	£4.34	£4.99
BOOKS		
Learn Computer Programming with the Commodore VIC	£1.95	No VAT
VIC Revealed	£10.00	No VAT
VIC 20 Programmers Reference Guide	£14.95	No VAT
VIC Computing Magazine	£0.95	No VAT

ATARI



Developed by the Company famous for its TV and arcade games the Atari Computers have superb colour graphics and facilities for the manipulation of visuals on the screen.

In-built "player-missile-graphics" enable the user to compose games to very professional standards. Any key on the keyboard can be made to produce any character the user wishes on the screen. Atari Computers have an extra microprocessor onboard especially to enable these unique features. There are over 200 programmable colours and tones and a wide range of programmable sounds.

Plug a "BASIC" cartridge in and you have a comprehensive computer.

ATARI 400

£217.30

£249.90 INC. VAT

The model 400 has 16K of RAM and a touch sensitive keyboard. The 800 model has a professional style typewriter keyboard and a memory which is user expandable to 48K. Add disk drives (up to 4) and a printer and you have a system of adequate power for business uses.

	EXC VAT	INC VAT
ATARI 800 16K COMPUTER (EXPANDABLE)	£434.70	£499.90
ATARI 410 PROGRAM RECORDER	£43.48	£50.00
ATARI 810 DISK DRIVE	£260.83	£299.95
ATARI 822 THERMAL PRINTER	£230.43	£264.99
ATARI 850 INTERFACE FOR DDT MATRIX PRINTER	£117.39	£134.99
ATARI 16K RAM EXPANSION FOR 800	£56.52	£64.99
ATARI GAMES PADDLES (PAIR)	£12.13	£13.95
ATARI GAMES JOYSTICKS (PAIR)	£12.13	£13.95
ATARI THERMAL PRINT PAPER (2 ROLLS)	£3.48	£4.00
ATARI BLANK DISKETTES (5)	£13.91	£15.99
SOFTWARE		
INVITATION TO PROGRAMMING (1)	£13.87	£15.95
INVITATION TO PROGRAMMING (3)	£19.95	£22.95
CONVERSATIONAL FRENCH	£34.74	£39.95
CONVERSATIONAL GERMAN	£34.74	£39.95
CONVERSATIONAL ITALIAN	£34.74	£39.95
CONVERSATIONAL SPANISH	£34.74	£39.95
MUSIC COMPOSER	£31.26	£35.95
TOUCH TYPING	£13.87	£15.95
ASTEROIDS	£26.04	£29.95
MISSILE COMMAND	£26.04	£29.95
PACKMAN	£26.04	£29.95
SPACE INVADERS	£26.04	£29.95
STAR RAIDERS	£26.04	£29.95
SUPER BREAK-OUT	£21.30	£24.50
VIDEO EASEL	£21.30	£24.50
COMPUTER CHESS	£21.30	£24.50
GRAPHIT	£12.13	£13.95
WORD PROCESSOR (DISK)	£86.91	£99.95
ASSEMBLY EDITOR	£34.74	£39.95
DE-RE ATARI	£17.00	No VAT

ACCESSORIES

	EXC VAT	INC VAT
Price PC31 - 12" Green Monitor	£86.91	£99.95
SANYO		
Slim 3G Cassette Recorder (for use with Nascom)	£26.04	£29.95
CT1 3406 14" Colour TV Set	£199.96	£229.95
ACCUTRAK		
CT2 Cassettes	£0.43	£0.50
Single sided, double density disks (for Commodore, Atari, Apple, Tandy etc.)	£1.70	£1.95
Double sided, double density disks (for Sharp and Superbrain)	£2.67	£3.30
Single sided, double density, double track disks (for Nascom and Commodore 8050)	£2.30	£2.65
Disk Bank Interlocking cases for diskettes	£3.91	£4.50
Disk head cleaner	£13.00	£14.95
Single part 11" x 9 1/2" printer paper, box of 2200 sheets	£10.39	£11.95

- | | | | | | | | | |
|---|---|---|--|---|--|---|---|--|
| ALFRETON
Gordon Harwood
69/71 High Street
Alfreton Derbyshire
Tel: 0773 932078 | BIRMINGHAM
Sherwoods +
Great Western Arcade
Birmingham 2
Tel: 021 236 7211 | CAMBRIDGE
KP Ltd
12a Kings Parade
Cambridge
Tel: 0223 68087 | GUILDFORD
The Model Shop
23 Swan Lane
Guildford
Surrey GU1 4EQ
Tel: 0483 39115 | LONDON SE9
Square Deal
375 Footscray Road
New Eltham
London SE9
Tel: 01 859 1516 | MIDDLESBROUGH
McKenna & Brown
190 Linthorpe Road
Middlesbrough
Tel: 0642 248345 | NOTTINGHAM
Cameo Computers
8/9/10 Trinity Walk
Nottingham
Tel: 0602 42972 | WALLINGTON
Surrey Micro Systems Ltd
53 Woodcote Road
Wallington
Surrey
Tel: 01 647 5626 | WIGAN
Widdling Ltd
11 Mesnes St
Wigan
Lancs
Tel: 0942 44382 |
| BASILDON
Godfrey's
28-32 East Walk
Town Centre
Basildon
Essex
Tel: 0268 285379 | BRADFORD
Photobase
18 Chapelside
Bradford BD1 4JA
West Yorkshire
Tel: 0274 308598 | CARDIFF
Randall Cox
16-22 High St Arcade
Cardiff
Tel: 0222 21960 | HARROW
Camera Arts
(Micro Computer Division)
24 St Ann's Road
Harrow, Middlesex
Tel: 01 427 5459 | LONDON W11
Electroisure
120 Notting Hill Gate
London W11
Tel: 01 221 7029 | NEWCASTLE
formers
29-31 High Friars
Elton Square
Newcastle
Tel: 0632 612901 | READING
David Saunders
Computer Centre
8 Yield Hall Place
Reading
Berks
Tel: 0734 580719 | WATFORD
SRS Microsystems Ltd
94 The Parade
High Street
Watford
Herts
Tel: 0923 26602 | WOKING
Harper's
71-73 Commercial Way
Woking
Surrey
Tel: 04862 61061 |
| BASINGSTOKE
Folkers
2/3 Market Place
Basingstoke
Hants
Tel: 0256 22075 | BRIGHTON
Capcorn
1 Queens Road
Brighton
Sussex
Tel: 0273 29634 | DENBY
E I Electronics
The Spire
Derby
Tel: 0332 44760 | LEEDS
Bass & Bigh
4 Lower Briggate
Leeds, W Yorkshire
Tel: 0532 45445 | MACCLESFIELD
Camera & Computer Centre
118 Mill Street
Macclesfield
Cheshire
Tel: 0625 27468 | NEWCASTLE-ON-TYNE
Newcastle Camera & Computer Mart
16 Northumberland Court
Newcastle-on-Tyne
Tel: 0632 327467 | TEDDINGTON
Andrews
49 Broad Street
Teddington
Middlesex
Tel: 01 977 4716 | WEST BROMWICH
Bell & Jones
39 Queens Square
West Bromwich
Tel: 021 553 0820 | WORCESTER
David Waring Ltd
1 Marmion House
High Street
Worcester
Tel: 0905 27551 |

We won't be beaten on prices. *Just compare them!*

NASCOM



SPECIAL EDITION! UNIQUE TO SPECTRUM

The Nascom is a British designed and built microcomputer and one of the first home micros to appear in this country, some five years ago.

Since then, it has been developed into one of the most powerful and expandable systems around. It can have up to 206K onboard memory, combined with superb colour graphics, disk drives, printers and various input/output facilities can be added.

Such is the versatility of this micro that it has been adopted for numerous commercial applications including hotel booking systems, blood grouping, weaponry and satellite tracking.

Previously looked upon as a machine for the knowledgeable hobbyist only Spectrum now bring you the opportunity to embark upon this remarkable sphere of computing in the easiest possible way. A ready to plug in and use 'SPECIAL EDITION' Nascom programmable in machine code or BASIC is now available from us. If you are serious about computing the 'SPECIAL EDITION' is your starter pack. The initial machine provides 8K of memory but a simple plug in board upgrades your computer to 56K.

THE NASCOM 'SPECIAL EDITION'
£429.95
£494.44 INC. VAT

THE NASCOM 'SPECIAL EDITION'	EXC. VAT	INC. VAT
'SPECIAL EDITION' 48K RAM BOARD	£429.95	£494.44
	£130.00	£149.50

SHARP

The MZ80A is the newcomer to the Sharp range with the serious user very much in mind in the design. A complete stand-alone 48K system incorporating a profiled typewriter keyboard with numeric pad and a 9" green display screen. The "BASIC" contains a number of very useful additions over the previous models. A full line up of peripherals further add to the versatility of this machine.

SHARP MZ80A
£477.38
£548.99 INC. VAT

SHARP PERIPHERALS FOR MZ80A	EXC. VAT	INC. VAT
* Twin floppy disk unit (5 1/4")	£590.00	£678.50
* Single floppy disk unit	£400.00	£460.00
* Floppy disk interface card	£100.00	£115.00
* Floppy disk cable	£24.00	£27.50
* Master diskette and manual	£31.00	£35.66
* 80 col printer inc. cable, I/O card and ROM	£415.00	£477.25
* 80 col tractor printer, I/O card and ROM	£475.00	£546.25
* 132 col printer inc. cable, I/O card and ROM	£845.00	£971.75
* Expansion unit (required for disk drive and/or printer)	£100.00	£115.00
* Universal interface card	£45.00	£51.75
* Assembler tapes and manual	£42.00	£48.30
* FDOS	£85.00	£97.75
* MZ80K to MZ80A converter tape	£10.00	£11.50

Hand held computers from Sharp give you a pocket genius at your command. We sell the well established PC1211 and the new 1500.

The PC1211 packs high performance functions with Basic language into a slim, compact body. You can extend your PC1211 with a cassette interface or printer/cassette interface.

The new PC 1500 takes technology close to personal computer ability. Its compact body has 16K bytes of ROM and 3.5K bytes of RAM. With an extended alpha basic numeric, you can then go further with the 4K or 8K RAM upgrades. There's also, for the first time in hand held computers, a four colour graphic printer or a combined printer and cassette interface.

PC1211 Computer	£85.00	£74.75
PC1211 Cassette interface	£11.25	£12.95

£75 OF FREE SOFTWARE WITH THE MZ80A



	EXC. VAT	INC. VAT
PC1211 Cassette and printer interface	£60.80	£69.95
PC 1500 Computer	£147.78	£169.95
PC 1500 Printer/cassette interface	£130.29	£149.95
PC1500 4K RAM upgrade	£43.43	£49.95
SHARP PERIPHERALS FOR MZ80K		
* Twin floppy disk unit (5 1/4") including I/O card, diskette, manual and cable	£702.49	£807.66
* Dot matrix printer	£378.91	£435.75
* Expansion interface (required for either/both above)	£96.00	£110.40
* Machine code language tape and manual	£17.57	£20.20
* Assembler tapes and manual	£36.00	£41.40
* Basic compiler	£40.00	£46.00
* Pascal	£40.00	£46.00
* Double precision basic	£38.00	£43.70

STOP PRESS! At the time of going to press we still have a few of the very popular Sharp MZ80K computer. It has 48K RAM (approx 34.5 user when operating BASIC), a BASIC tape manual as well as an application tape and demo tape. It's an incredible package at the price. Phone now for availability.

SHARP MZ 80K
£369.57
£425.00 INC. VAT



BOOKS

We stock an extensive range of books to help you. Check below and we're sure you'll find something to whet your appetite.

CP/M Handbook	£11.50
OO/N/T	£9.65
Programming the Z80	£11.95
Programming the 6502	£10.75
Your First Computer	£7.75
BASIC Handbook (2nd edition)	£14.95
A-Z of Computer Games	£5.60
Atari Basic	£5.95
Basic BASIC	£9.95
BASIC Computer Games	£6.95
BASIC Computer Programs for Business (VOL 1)	£8.55

BASIC Computer Programs for the Home	£9.50
BASIC: A self teaching guide (2nd edition)	£6.75
Microsoft Basic	£8.95
More Basic Games	£6.95
Software Secrets (Sharp)	£5.95
Getting Acquainted with your Acorn Atom	£7.95
Instant Basic	£8.95
Why do you need a Personal Computer?	£5.75
24 Tested Games and Programs	£5.60
33 Games for Apple - TRS 80 - PET	£5.95
Byteing Deeper into your ZX81	£4.95
Gateway Guide ZX81	£6.45
Getting Acquainted ZX81	£5.95
Hints and Tips ZX81	£4.25
Mastering Machine Code ZX81	£7.50
Not Only 30 Programs ZX81	£6.95
ZX81 Companion	£7.95
ZX81 Pocket Book	£3.95
What can I do with 1K ZX81	£4.95
PEEK POKE BYTE RAM ZX81	£4.95
Executive Computing	£5.75
Computers for Everyone	£6.15
Some Common Basic Programs Atari	£11.10
49 Explosive Games ZX81	£5.95
Practical Programs BBC & Atom	£5.95
34 Amazing Games	£4.95
30 in Basic BBC	£5.50

NO VAT ON BOOKS

NO VAT ON BOOKS

DEALERS: Spectrum Computer Centres operate on an exclusive area basis and if you would like to know more about our group, contact Mike Stern or Alan Warren now on (0727) 66646.

Spectrum (UK) Limited Unit E
Marlborough Trading Estate
Lathford Road St Albans Herts

Prices correct at time of going to press. E. & O. E.

SPECTRUM COMPUTER GROUP

Open Forum

Open Forum is for you to publish your programs and ideas.

It is important that your programs are bug free before you send them in. We cannot test all of them.

Contributions should be sent to: Popular Computing Weekly, Hobhouse Court,
19 Whitcomb Street, London WC2H 7HF.

How to contribute

Each week the editor goes through all the programs that you send to Open Forum in order to find the Program of the Week.

The author of that program will qualify for DOUBLE the usual fee we pay for published programs.
(The usual fee is £10.)

Presentation hints

Programs which are most likely to be considered for the Program of the Week will be computer printed and accompanied by a cassette.

The program will be well documented, the documentation being typed with a double spacing between each line.

The documentation should start with a general description of the program and then give some detail of how the program has been constructed and of its special features.

Listings taken from a ZX Printer should be cut into convenient lengths and carefully stuck down on to white paper, avoiding any creasing.

Please enclose a stamped, self-addressed envelope.

Wild Spectra

on Spectrum

This game is written for a 16K ZX Spectrum. Its object is to defend the six bases on the right hand side of the screen from the invaders who are walking along the paths from the left.

Each invader will walk from its starting position to the far right of the screen unless you stop it. You do this by moving on to the path it is coming along and then pressing the "1" key.

To move up, press the "O" key; to move down, press "I". The game ends when all six bases are occupied by the invaders. Your score is then given — one point for each alien stopped, minus two for each one that gets through.

The letter "I" in line 40 is a capital letter; make sure the capitals lock is on before running the program. The first set of quotes in line 30 should contain a space, a graphic "p" and a graphic "q". The second

to next page

Wild Spectra by Bill Longley

```
1 REM
2 REM THE WILD SPECTRA
3 REM © Bill Longley 1982
4 REM
5 GO SUB 1000
10 RANDOMIZE : PAPER 7: CLS :
PAPER 6: OVER 0: LET W=0: LET D=
0: LET P=4: LET S=4
15 FOR X=0 TO 20 STEP 4: PRINT
AT X,0: FOR N=1 TO 8: PRINT "
": NEXT N: NEXT X
20 FOR T=ABS INT (D-RND*10) TO
29
30 PRINT AT 5,T: INK 1: " " "
PRINT AT 5+1,T: INK 1: " " " PRI
NT AT P,28: INK 3: " " " PRINT AT
P+1,28: INK 3: " " "
40 LET U=4*(INKEY$="I" AND P<1
8)-4*(INKEY$="O" AND P>3)
50 IF INKEY$="1" AND P=8 THEN
GO TO 200
60 BEEP .02,-15: BEEP .02,-17
70 PRINT AT P,28: " " : AT P+1,28
: " "
80 LET P=P+U
90 NEXT T
95 LET W=W-2
100 IF POINT (248,168) AND POIN
T (248,136) AND POINT (248,104)
AND POINT (248,72) AND POINT (24
8,40) AND POINT (248,8) THEN GO
TO 230
110 LET S=INT (RND*6)+4
120 IF S>20 THEN LET S=4
130 GO TO 20
200 PRINT AT 5,T: " " : AT 5+1,T
: " "
210 LET W=W+1
215 IF D<23 THEN LET D=D+1
220 GO TO 110
230 PRINT AT 10,10: INK 3: PAPE
R 6: FLASH 1: BRIGHT 1: "SCORE=":
W: INK 0: PAPER 7
240 STOP
1000 FOR N=0 TO 7: READ A: POKE
USR "P"+N,A: NEXT N
1010 FOR N=0 TO 7: READ A: POKE
USR "Q"+N,A: NEXT N
1020 FOR N=0 TO 7: READ A: POKE
USR "R"+N,A: NEXT N
1030 FOR N=0 TO 7: READ A: POKE
USR "S"+N,A: NEXT N
1040 FOR N=0 TO 7: READ A: POKE
USR "T"+N,A: NEXT N
1050 FOR N=0 TO 7: READ A: POKE
USR "U"+N,A: NEXT N: RETURN
2000 DATA 0,0,15,15,63,63,51,51
2010 DATA 0,0,240,240,252,252,20
4,204
2020 DATA 63,63,15,15,12,12,46,4
8
2030 DATA 252,252,240,240,46,46,
12,12
2040 DATA 0,0,0,0,16,97,165,255
2050 DATA 165,97,16,0,0,0,0,0
```

PROGRAM OF THE WEEK

Open Forum

from previous page

set contains a space, a graphic "r" and a graphic "s". The third contains a space and a graphic "t", the fourth a space and a graphic "u". These are changed by the program into the invaders and the arrow representing you.

The colours used in the game may be rather shocking to you. I can't tell, as I only have a black and white TV. Feel free to change the Ink commands. Good luck: you'll need it. My highest score is 285: no one else in my family has beaten 50.

Starblast

on Vic-20

The sky is falling! Or to be more accurate the stars are falling. This game for the standard Vic20 involves blasting the stars to bits. It leaves enough memory to increase the number of stars falling though not, regrettably, enough for user defined graphics.

The tank is made from A,E,S, all with the Commodore key depressed. The colour/cursor codes are: clr clear screen; wht control + white; red control + red; cd cursor down.

If required you could convert to joystick quite easily with the following. Add POKE37154,127 to line 30, change P to 37151. In line 120 put P=110 instead of P=33 and in lines 140 and 150 instead of P\$= put P=94.

Finally change 130 to IF PEEK(37152)=119 THEN and leave the rest of the THEN loop the same. Once this is done it should run with a joystick, but the poke code in 30 you added will need to be POKE37154,255 to allow normal key functions. Put it in line 480.

Poker

on Video Genie

One of the most attractive and widely advertised features of the Video Genie has been its ability to run the vast library of TRS 80 Level II software. In most cases it is indeed true that the VG owner will experience no trouble at all in this respect, but there is one area in which he may find Tandy programs as sold absolutely useless and this is when the use of a lineprinter is involved.

Nevertheless, some programs, such as Microsoft's EDTASM, do operate the printer perfectly, so one should always check the hardware carefully before blaming the program.

However, one too often hears of disappointed VG owners spending their hard-earned cash on software which refuses to

to next page

Starblast

by Philip Murphy

```
5 REM****PHILIP MURPHY****
10 REM***STARBLAST***
20 GOTO500
30 POKE36879,111:POKE36878,15
40 CD$="[wht home 18cd]"
50 FOR I = 0 TO 88:POKE8098+I,160:POKE38818+I,(2.5+RND(1)):NEXT
60 FOR I = 1 TO 3:D=RND(1)*21+8164:POKED,209:NEXT
70 A=INT(RND(1)*21):C=A+38422:A=A+7702
80 POKEA,42:FOR I = 1 TO 50:NEXT:POKEA,32:G=255:R=INT(RND(1)*3)+21
90 A=A+R:C=C+R:POKEC,7:POKEA,42:POKE36874,G:FOR I = 1 TO 50:NEXTI:POKE36874,0
100 PRINTCD$TAB(T)"[space a e s space]":REM***PRESS FLAG KEY AND A,E,S***
110 P=PEEK(203):GETP$
120 IFP=33THEN T=T-1:IFT is less than 0THEN T=0
130 IFP=34THEN T=T+1:IFT is greater than 17THEN T=17
140 IFP$="B"ANDV=0THENV=1:F=8054+2+T:GOTO160
150 IFP$="B"ANDV=1THENV=0:POKEF,32
160 PRINTCD$TAB(T)"[space a e s space]"
170 IFV=1THENPOKEF,93:FOR I = 1 TO 50:NEXTI:POKEF,32:F=F-22:GOTO200
180 POKEA,32:A=A+R:C=C+R:IFA is greater than 8098THEN300
190 POKEA,42:POKEC,7:POKE36874,G:FOR I = 1 TO 40:NEXT:POKE36874,0:GOTO110
200 POKE36877,200:FOR I = 1 TO 20:NEXT:IF F is less than 7702THENV=0:POKE36877,0:
GOTO110
210 IFPEEK(F)=42THEN FOR I = 1 TO 300:POKEF,170:POKEF,42:POKE36877,255:NEXT:SC=SC
+10:GOTO240
220 IFPEEK(F)=170THENPOKEF,32:GOTO50
230 POKE36877,0:POKEF,93:GOTO180
240 POKEF,32:POKE36877,0:V=0:GOTO70
300 IFPEEK(A)=160THENPOKEA,32:POKE36877,150:FOR I = 1 TO 50:NEXT:POKE36877,0:GOTO70
310 IFPEEK(A)=209THEN400
320 IFA is greater than8164ANDPEEK(A)=32THEN70
330 GOTO110
400 PRINT"[clr wht rvs on]YOU[rvs off] LET A STAR HIT"
410 PRINT"[cd]A POWER POD-IDIOT!!!"
420 PRINT"[cd]SCORE ";SC
430 IF SC is greater than HTHENH=SC
440 PRINT"[cd]HI-SCORE ";H
450 PRINT"[cd]AGAIN ?"
460 GETC$:IFC$=""THEN460
470 IFC$="Y"THENPRINT"[Clr]":GOTO30
480 POKE198,0:END
500 POKE36879,31
510 PRINT"[clr red]BLAST A FALLING STAR"
520 PRINT"[2cd]THE STARS ARE FALLING"
530 PRINT"[cd],AND ALL THAT IS"
540 PRINT"[cd]PROTECTING EARTH'S"
550 PRINT"[cd]POWER PODS IS YOU"
560 PRINT"[cd](AND PRETTY MEAGRE "
570 PRINT"[cd]PROTECTION AT THAT!)"
580 PRINT"[cd]PRESS A KEY"
590 GETC$:IFC$=""THEN590
600 PRINT"[clr]BLAST A FALLING STAR"
610 PRINT"[cd]YOU MUST SHOOT THE"
620 PRINT"[cd]FALLING STARS.YOU"
630 PRINT"[cd]HAVE A TANK, 3"
640 PRINT"[cd]LAYERS OF CHEAP"
650 PRINT"[cd]BRICKS OVER THE"
660 PRINT"[cd]POWER PODS."
670 PRINT"[cd]Z=LEFT C=RIGHT B= FIRE"
680 PRINT"[cd]GOOD LUCK-YOU'LL"
690 PRINT"[cd]NEED IT!!!"
700 PRINT"[cd]HIT A KEY"
710 GETC$:IFC$=""THEN710
720 PRINT"[clr]":GOTO30
```

Open Forum

from previous page

perform as expected and discarding it in disgust when very often a few slight changes will make the program work the printer perfectly.

With Basic programs, the problem usually arises through a mugtrap to make sure that the printer actually is on line before allowing data to be output to it. Now the TRS-80 uses memory-mapping — that is, it peeks a Ram address (14312 or 37E8h) which handshakes with the printer. If it is off-line, then "PRINT PEEK (14312)" returns 255; if it is properly connected and switched on, then PEEK (14312) = 63.

The VG, however, connects to the printer through Port 253 (FDh), and not through the memory address, so that "PRINT INP (253)" substituted for the Tandy routine will sort out the problem easily enough.

In the typical case of machine-code programs, however, the matter is a little more complex. I was myself, for instance, rather disappointed in a recent purchase of the Crab Disassembler DISAS. Not only did it output to tape in a non-standard format and incorporate protective devices which made it difficult to examine, but of course its printer I/O routine was quite useless to the Video Genie.

It was necessary first of all to locate

those parts of the program which made use of the memory mapped address. This involved patiently stepping a byte at a time through 4K of machine code with Z-Bug in search of calls to 37E8h, and then using DISAS to disassemble itself in the appropriate sections of code. Twelve addresses requiring modification were finally identified:

ASSEMBLER	ADDRESS	TRS 80	VG	DECIMAL
IN A,(0FD)	18559 = 3A = DB =			219
	18560 = E8 = FD =			253
NOP	18561 = 37 = 00 =			0
OUT(0FD),A	18596 = 32 = D3 =			211
	18597 = E8 = FD =			253
NOP	18598 = 37 = 00 =			0
OUT(0FD),A	18610 = 32 = D3 =			211
	18611 = E8 = FD =			253
NOP	18612 = 37 = 00 =			0
IN A,(0FD)	18632 = 3A = DB =			219
	18633 = E8 = FD =			253
NOP	18634 = 37 = 00 =			0

For the first address, using the monitor, 3A had to be changed to DB. It could have been done from Basic with the command POKE 18559,219. The other 11 addresses were similarly dealt with, and in no time at all disassembled hard copy was pouring forth from the printer.

Still, it was obviously going to be far too tedious to poke in 12 bytes every time I wanted hard copy from DISAS, so the next step was to put together Poker, a machine-code routine that would do the job auto-

matically. It was dumped to tape immediately after DISAS and run before storing any disassembled code which could overwrite it. It does not matter where Poker is located in memory, since it is expendable once it has done its stuff.

This procedure can be followed for any TRS software which uses the I/O routines peculiar to Tandy.

Colour Coding

on BBC Micro

The enclosed program will, in mode 7, assign control characters to the function keys so that the colour changes and/or colour graphics can be entered directly into print statements.

Subsequent characters will then appear in the selected colour as they are entered and whenever the program is listed or run. This not only saves space but gives immediate visual confirmation of the selected colour or graphics character used.

To directly enter graphics use key 8 in immediate mode to run a one line program which pokes suitable control codes into the buffer. Pixel blocks will then appear in a print statement once any of key 0 to key 7 has been used, whenever a

to next page

746E	217F48	00100	ONE	LD HL,487FH	;GET 1ST ADDRESS TO CHANGE
7471	3EDB	00110		LD A,0DBH	;IN A, (0DBH)
7473	CD9174	00120		CALL SUB	;POKES ALL 3 ADDRESSES
7476	21A448	00130	TWO	LD HL,48A4H	;OUT (48A4H),A
7479	3ED3	00140		LD A,0D3H	;1ST BYTE TO POKE
747B	CD9174	00150		CALL SUB	;NEXT 3
747E	21B248	00160	THREE	LD HL,48B2H	;ADDRESS SECTION #3
7481	3ED3	00170		LD A,0D3H	;1ST BYTE
7483	CD9174	00180		CALL SUB	;NEXT 3
7486	21C848	00190	FOUR	LD HL,48C8H	;LAST ADDRESS SECTION
7489	3EDB	00200		LD A,0DB	
748B	CD9174	00210		CALL SUB	
748E	C3FD53	00220		JP 53FDH	;ENTER AMENDED DISAS
7491	77	00230	SUB	LD (HL),A	;POKE 1ST BYTE
7492	23	00240		INC HL	;NEXT ADDRESS
7493	3EFD	00250		LD A,0FDH	;NEXT BYTE
7495	77	00260		LD (HL),A	;POKE IT
7496	23	00270		INC HL	;NEXT
7497	AF	00280		XOR A	;SET A = 0
7498	77	00290		LD (HL),A	;POKE 0
7499	C9	00300		RET	
0000		00310		END	
00000	TOTAL ERRORS				
FOUR	7486				
ONE	746E				
SUB	7491				
THREE	747E				
TWO	7476				

Poker
by Gordon Millington

Open Forum

```
10 REM ** ASSIGN TELETEXT COLOUR CONTROL CHARACTERS TO FUNCTION KEYS 0-7
20 REM
29 REM ** BUFFER ADDRESS
30 X=&B00
39 REM ** POINTERS
40 DATA 17,18,19,20,21,22,23,24,24,24,24,24,24,24,24,24,24
49 REM ** CONTROL CHARACTERS
50 DATA 141,129,130,131,132,133,134,135
59 REM ** SET UP STRING
60 BUFFER-VALUES$=""
70 FOR I%=1 TO 26 :READ J% :BUFFER-VALUES$=BUFFER-VALUES$+CHR$(J%) :NEXT
79 REM ** POKE VALUES INTO SOFT KEY BUFFER
80 $X=BUFFER-VALUES$
99 REM ** DEFINE KEY 8 TO CHANGE DEFINITIONS TO GRAPHICS CONTROL CHARACTERS
100 *KEY8 "J%=145 :FOR I%=&B13 TO &B1A :?I%=J%:J%=J%+1 :NEXT #M"
199 REM ** DEFINE KEY 9 TO RESET DEFINITIONS TO TEXT COLOUR CHARACTERS
200 *KEY9 "J%=129 :FOR I%=&B13 TO &B1A :?I%=J%:J%=J%+1 :NEXT #M"
```

Colour Coding
by David Guest

from previous page

valid pixel code — any number or lower case letter — is entered. Upper case text remains as text. Key 9 resets the buffer to test colour control characters.

Wobble

on BBC Micro

Here is a fun program which wobbles an inputted string (of less than 26 characters) from the left-hand top corner to the right-hand bottom corner.

The program could be compacted into about five lines if the string is pre-determined and therefore can be used as the title for a program. I have used it in this way and found it to be most effective and fairly amusing especially when accompanied by random sounds.

Using the VDU5 statement you can position the text cursor at any position on the screen, and therefore a smoother movement can be achieved than jumping from one character position to another.

Date Entry Routine

on ZX81

This program considers one item of data input — the date. If the data requires a large number of date entries the input operation will be a chore. The easier it is made the less the distraction and the less the possible error.

The program uses the five column entry, the three letter version — NOV27 — not the numeric — 27/11. The year is not considered, it being assumed that this will be fairly constant and obvious.

1. Date input will be by two or three keystrokes followed by newline.
2. The program turns the first keystroke to next page

```
10 REM**HOW ABOUT THIS FOR STRING MANIPULATION**
20 REM*****BY J.Riggs 82*****
30 ONERROR RUN
40 PRINTCHR$12:INPUT LINE"ENTER STRING "G$
50 IF LEN(G$)>26 GOTO40
60 DIM CHD$(LEN(G$))
70 MODE0
80 VDU5:G$=" "+CHR$127
90 FORX=1TO LEN(G$)
100 CHD$(X-1)=MID$(G$,X,1)
110 NEXT
120 FORX=1025 TO 20 STEP-15
130 FORP=0TOLEN(G$)
140 A$=CHD$(P)
150 K=P
160 MOVE(((1010-X)+K$50) MOD 1280),X
170 PRINTB$
180 MOVE(((1024-X)+K$50) MOD 1280),(X-15)
190 PRINTA$
200 NEXT
210 NEXT
220 RUN
```

Wobble
by J. P. Riggs

Date Entry Routine
by Vic Newton

```
1 REM DATE ENTRY ROUTINE
3 REM SINGLE STROKE ENTRY
5 REM FOR MONTH (3 LETTERS)
7 REM *****
9 REM FOR USER FRIENDLY
11 REM PROGRAMMES
13 REM AS IDIOT PROOF
15 REM AS IS REASONABLE
17 REM *****
19 REM VIC NEWTON
21 REM *****

50 DIM D$(5)
60 LET M$="OCTJANFEBMARAPRMYJ
UNJULAUGSEPNOVDEC"
100 INPUT Z$
```

Open Forum

from previous page

- into a three letter month entry.
- The next one or two keystrokes will be the day of the month.
 - If the day consists of a single digit, a space will automatically be put between the last letter of the month and this digit.
 - If the date to be entered is the same as the last date entry then the last date can be repeated.
 - The program will reject ridiculous dates — like FEB30.

As it stands the program will produce a display in three columns. A study of the three columns after 20 or so entries, some not valid, makes an interesting insight into the computer workings.

Use the following keys for the input:

1st keystroke — 0 for OCT
1 for JAN
2 for FEB

8 for AUG
9 for SEP
N for NOV
D for DEC

Examples — For JAN 1 enter 11
OCT 13 0130
DEC 25 D25
MAR 2 32

If the date to be entered is the same as the previous entry then enter RR for a repeat. The double R is to make reasonably sure that the entry is deliberate and not a miskey.

This may seem a waste of memory just for a date entry but anything that makes programming easier is worth while. If the memory is available why not use it.

Reverse

on BBC Micro

The object of this popular game is to sort a string of randomly-organised digits into the string '123456789'. The only way you are allowed to do this is by reversing the first 'n' digits.

The special feature of this program is that it accomplishes each reversal by physically shuffling individual digits around the screen, into their new positions.

As soon as you have succeeded, the display flashes in excitement and congratulation. The structure of the program is:

- Display title screen (PROctitle)
- Display playing instructions, if requested (PROCinstn)
- Generate random string of 9 digits
- Reverse the first 'n' digits (PROCmove and PROCrev)
- Test for successful completion
- Reward success by flashing the completed string (PROCdunit)

Although straightforward in construction, the program illustrates the use of various VDU commands.

```

102 PRINT TAB 2;Z$;
110 IF Z$="RR" THEN GOTO 380
120 IF LEN Z$<2 OR LEN Z$>3 THE
N GOTO 100
130 LET Z$="0"+Z$
140 IF Z$(2)="N" THEN LET Z$(1
TO 2)="10"
150 IF Z$(2)="D" THEN LET Z$(1
TO 2)="11"
160 FOR J=1 TO LEN Z$
170 IF CODE Z$(J)<28 OR CODE Z$
(J)>37 THEN GOTO 100
180 NEXT J
200 LET M=VAL Z$(1 TO 2)
210 LET D=VAL Z$(3 TO )
230 IF D>30 AND (M=4 OR M=6 OR
M=9 OR M=10) THEN GOTO 100
240 IF D>29 AND M=2 THEN GOTO 1
00
290 IF Z$(3)="0" OR D>31 THEN G
OTO 100
300 PRINT TAB 12;Z$;
310 FOR J=0 TO 11
320 IF J=M THEN LET D$(1 TO 3)=
M$(3*J+1 TO 3*J+3)
330 NEXT J
340 LET D$(4 TO )=Z$(3 TO )
347 REM TO PUSH EMPTY SPACES
349 REM FROM COLUMN 5 TO 4
350 IF D$(5)=D$(4) THEN GOTO 38
0
360 IF D$(5)=" " THEN LET D$(5)
=D$(4)
370 IF D$(5)=D$(4) THEN LET D$(
4)=" "
380 PRINT TAB 23;D$
390 GOTO 100

```

11	011	JAN 1	01	001	OCT 1
123	0123	JAN23	031	0031	OCT31
111	0211	FEB11	N5	105	NOV 5
30			N22	1022	NOV22
0000		FEB11	N31		NOV22
0000	0220	FEB20	RR		DEC 2
0000	032	MAR 2	02	112	DEC 2
41	041	APR 1	D25	1125	DEC25
401			4		FEB 8
410	0410	APR10	26	026	FEB 8
RUBBISH			1042		JAN11
111	0511	MAY11	111	0111	JAN11
1111			1111		JAN11
RUBBISH		MAY31	RR		FEB 3
0000	0531	MAY31	23	023	FEB 3
0000	0630	JUN30	RR		FEB 3
RR		JUN30	RR		FEB 3
720	072	JUL 2	RR		FEB 3
731	0731	JUL31	329	0329	MAR29
RR		JUL31	331	0331	MAR31
129	0129	JAN29	001	0621	JUN21
			RR		JUN21

Reverse by Mike Berry

```

10 REM "REVERSE" by Mike Berry
20 MODE 5
30 VDU 5
40 PROctitle
50 MODE 7
60 PRINT:PRINT
70 INPUT "Would you like instructions",Z$
80 IF LEFT$(Z$,1)="Y" THEN PROCinstn
90 DIM A(9)
100 DIM B(9)
110 FOR I=1 TO 9
120 A(I)=0:B(I)=0
130 NEXT I
140 MODE 5
150 VDU 31,5,16
160 FOR I=1 TO 9
170 DIGIT=RND(9)
180 IF A(DIGIT)=0 THEN A(DIGIT)=1 ELSE GOTO 170
190 NEXT I
200 FOR J=1 TO 9
210 PRINT; A(J);
220 NEXT J
230 VDU 31,0,31
240 PRINT; "DIGITS"
250 VDU 5
260 PROCmove
270 X=0
280 FOR I=1 TO 9
290 IF A(I)<>1 THEN X=1
300 NEXT I
310 IF X=0 THEN PROCdunit ELSE GOTO 260
320 MODE 7
330 VDU 31,0,31
340 INPUT "Would you like another game",Z$
350 IF LEFT$(Z$,1)="Y" GOTO 110
360 CLS:VDU 31,3,15
370 PRINT "CHEERIO, THEN!"
380 T=TIME+500:REPEATUNTIL T=TIME
390 MODE 7
400 VDU 14
410 END
420 DEF PROctitle
430 VDU 31,7,16
440 PRINT "REVERSE"
450 T=TIME+500:REPEATUNTIL T=TIME
460 ENDPROC
470 DEF PROCinstn
480 CLS
490 PRINT

```

500 PRINT "REVERSE" "In this game, the computer will think up a random 9-digit number, in which every digit appears only once."

Open Forum

```
510 PRINT "The object of the game is to re-arrange" "the digits into the
number '123456789'," "with as few moves as possible."
520 PRINT "To make a move, enter a single digit," "in the range 1 to 9.
the computer will" "reverse that number of digits, counting from the le
ft."
530 PRINT:PRINT "WHEN YOU ARE READY TO START, PRESS"
```

```
540 INPUT "RETURN"YS
550 ENDPROC
560 DEF PROCmove
570 VDU 31,8,30:VDU 127:VDU 31,6,30
580 INPUT ,N
590 IF N<2 N=2:IF N>9 N=9
600 FOR K=2 TO N
610 FOR L=14 TO (13+K)
620 VDU 31,(5+K),L
630 VDU 127
640 VDU 31,(4+K),(L+1)
650 PRINT:A(K)
660 T=TIME+15:REPEATUNTIL T=TIME
670 NEXT L
680 NEXT K
690 FOR K=2 TO N
700 FOR L=0 TO (K-2)
710 VDU 31,(5+K-L),(14+K)
720 VDU 127
730 VDU 8
740 PRINT:A(K)
750 T=TIME+15:REPEATUNTIL T=TIME
760 NEXT L
770 NEXT K
780 FOR K=1 TO (N-1)
790 VDU 31,6,(14+K)
800 FOR L=1 TO (N-K)
810 VDU 127
820 VDU 31,(5+L),(14+K)
830 PRINT:A(K);
840 T=TIME+15:REPEATUNTIL T=TIME
850 NEXT L
860 NEXT K
870 PROCrev
880 FOR K=1 TO (N-1)
890 FOR L=1 TO (N-K)
900 VDU 31,(5+K),(16+N-K-L)
910 VDU 127
920 VDU 31,(4+K),(15+N-K-L)
930 PRINT:A(K);
940 T=TIME+15:REPEATUNTIL T=TIME
950 NEXT L
960 NEXT K
970 ENDPROC
980 DEF PROCrev
990 P=N
1000 FOR J=1 TO N
1010 B(J)=A(P)
1020 P=P-1
1030 NEXT J
1040 FOR I=1 TO N
1050 A(I)=B(I)
1060 NEXT I
1070 ENDPROC
1080 DEF PROCdunit
1090 VDU 31,9,30
1100 FOR I=1 TO 9
1110 VDU 127
1120 NEXT I
1130 VDU 19,3,8,0,0,0
1140 T=TIME+1000:REPEATUNTIL T=TIME
1150 VDU 20
1160 ENDPROC
```

Win the great new ZX Spectrum

All you have to do to enter this award scheme is send us a program in one of the following categories: (a) Games; (b) Educational/Scientific; (c) Business/Office; (d) Utility.

Programs for each category should be accompanied by a cassette, a copy of the listing and full documentation. Points will be awarded for use of machine code, innovation, structure and ease of use.

The overall winner will receive a ZX Spectrum and Printer. Individual category winners will be awarded £30 of software, and 24 runners-up will receive programming merit awards.

A competition coupon will be published in next week's issue of *Popular Computing Weekly*. To enter the competition, you must send in your program together with any four differently numbered coupons to:

Popular Computing Weekly,
Programming Award Scheme,
Hobhouse Court,
19 Whitcomb Street,
London WC2.

Rules

1. There is no limit on the number of entries you can send in, but each entry must be accompanied by four differently numbered competition coupons.
2. Closing date for entries is August 16, 1982.

3. The names of the winners will be announced in the September 16 issue of *Popular Computing Weekly*.
4. The Judges' decision is final.
5. No employees of Sunshine Publications Ltd, or their families, will be eligible to enter the competition.



Popular Computing Weekly Programming Award Scheme

Fill in this coupon. When you have collected four differently numbered coupons, send them with your program to: *Popular Computing Weekly*, Programming Award Scheme, Hobhouse Court, 19 Whitcomb Street, London WC2.

NAME:

ADDRESS:

PROGRAM CATEGORY:



Programming

The case for upper and lower case . . .

Philip Barnard explains how to compile your own character set for the ZX81.

This program is designed to enable you to compile your own character set for the 4K or 16K ZX81. It includes a self-editing facility and a machine code routine to *Lprint* the characters on a ZX printer.

The program can be used to create an upper and lower case character set, simulating the operation of a typewriter. Alternatively, you could use the program to *Lprint* chemical formulae and equations.

As the routine is compiled and *Saved* in a string array, rather than a line 1 Rem statement, it is necessary to use the command *Goto* when operating the program. Do not use the command *Run*.

Character Set

This is the first and longest section of the program. It requires 512 bytes of memory, because each of the 64 characters is defined by eight numbers. Program A1 is used to make the necessary entries in decimal form. Using the convention: white pixel (or picture element) = 0 and black pixel = 1, each character can be built up from the eight numbers written in 8-bit binary form as used by the computer.

Program A2 can be used to create new characters directly from these 8-bit numbers entered as B\$ in line 80. The decimal equivalent is calculated by line 100 and printed on the VDU. Characters can be conveniently designed on 8x8 graph-paper grids. (Use in *Fast* mode.)

The *Lprint* routine, which takes up 132 bytes, is taken directly from the Sinclair 8K Rom using program B. It consists of the *Copy* routine, minus the first eight bytes which read the 22 lines of characters from the display file into the printer buffer for line printing — this function will now be performed by the *Edit* routine. One byte has to be changed to point at the address of the new character set. The final part of the *Lprint* routine also clears the printer buffer ready for the next line of characters.

The *Edit* routine, which uses 81 bytes, is entered by means of program C. Its function is to examine text to be *Lprinted* in lines of 32 characters, to determine whether a word will be split between different lines. When a word is found to overlap, it is taken over to the next line.

After returning to the *Edit* routine, a test is made to determine whether any more text remains to be printed. The addresses

of the last character in the Rem statement and the last character printed are saved and compared. When these two addresses are identical, a Return is made to the Basic program.

To compile the complete routine *Clear* the memory and enter *Dim A\$(725)*. It is most important to have the dimensioned array as the first entry in the variables store in Ram, because the machine code routine used to copy its contents safely above Ramtop assumes this to be the case.

Next, key in program A1, being careful to use *Goto* 10. The computer will ask for eight entries for each of the 63 characters. Enter the eight numbers specified for each character in the list provided.

You might like to *Save* the program at this point. Entering S instead of *Newline* will stop the program after any particular character has been entered. But, remember to re-start with *Goto* 120.

Mistakes can be rectified by stopping the program, followed by *Goto* 20. Program A2 can be used to change selected characters to the user's own design.

To use the *Lprint* routine, replace program A1 with program B, deleting lines 40 to 130. Operate using *Goto* 10. After this routine has been copied from Rom, enter as a direct command *Let A\$(569) = Chr\$ 62*. This is the instruction which points the routine at the new address for the character set (31744 for 16K Ram or 19456 for 4K Ram).

Replace program B

Next enter program C, thereby replacing program B. Again operate using *Goto* 10. Enter the numbers for this section in the order listed for each element of the array. The screen will print and scroll up the number of the A\$ array element, together with the value you have entered for each one. When this section is complete you can *Save* the program.

The whole routine has been entered into the A\$ array and we must now write a short machine code routine to copy its contents above Ramtop. Key in program D to replace program C, taking care to have the correct number of characters (17) in the line 1 Rem statement which is used to hold the m/c routine. Operate program D with *Goto* 10 and enter the values as given in the list, which are *Poked* in turn into line 1. Then delete lines 10 to 60, but retaining line 1, and enter program E.

Due to the fact that there are two versions of the ZX81 8K Rom in circulation, which have some subroutines located at different addresses, it is necessary to include line 5 in the final program E so that it will work on computers containing either Rom.

Save program E together with the array

holding the routine, using the command *Goto* 2. When *Saved*, the line 1 machine code routine in program E sets Ramtop automatically to reserve 1K of memory and copy the contents of the A\$ array above the newly-set Ramtop. *Peek* 16389 returns 76 and 124 for 4K and 16K Ram respectively. Line 6 prints the letters OK on the tv screen, indicating that the routine has been successfully located.

This process will now be repeated whenever you *Load* program E so that the routine is safely above Ramtop ready for action. You need only remember before *Save* or *Load* that Ramtop should be at the address set by the computer at power-up. *Peek* 16389 should return 80 or 128 for 4K and 16K Ram respectively.

Once you have the final program working successfully, it can be tested as follows. First New and Basic program E. Then enter:

```
10 LET A = 32388
20 RAND USR A
30 REM (GRAPHIC SHIFT) THIS IS A TEST RUN OF
  THE UPPER AND LOWER CASE CHARACTER
  SET, AND A TEST OF THE AUTOMATIC LINE
  EDITING FACILITY.
```

Do not be too concerned by the way it prints on the screen. The first character in the Rem statement should be the graphic symbol shown on key 'T'. The command *Run* should produce the following response from the printer.

This is a test run of the upper and lower case character set, and a test of the automatic line editing facility.

Experiment with longer Rem statements and check the functions of the new keyboard layout for upper case letters. Any number of Rem statements can be used within the limits of available memory, provided that they are each preceded by a *Usr* call to the routine.

Changes required for 4K Ram operation:

```
Program B: LET A$(569) = CHR$ 38
Program C: LET A$(671) = CHR$ 78
           : LET A$(710) = CHR$ 78
Program E: LET A = 20100
For RAND USR A, LET A = 20100 (when printing text)
```

Z80 op-codes for program E machine code:

58, 5, 64	LD A, (16389)	
214, 4	SUB A, 4	
50, 5, 64	LD (16389), A	Lower current Ramtop by 4 x 256 bytes
87	LD D, A	
30, 0	LD E, 0	Let DE = first address above Ramtop
42, 16, 64	LD HL, (VARS)	
1, 6, 0	LD BC, 6 d	
9	ADD HL, BC	Let HL = start of A\$ array
1, 213, 2	LD BC, 725 d	Let BC = no. of bytes in A\$
237, 176	LDIR	Block load A\$ above Ramtop
201	RET	Return to Basic program

Programming

PROGRAM A1

```

10 FOR A=0 TO 63
20 PRINT "CHR. ";A
30 FOR B=1 TO 5
40 PRINT B; ". ";
50 INPUT C
60 PRINT C
70 LET A$(B+A+B)=CHR$ C
80 NEXT B
90 PRINT "PRESS N/L FOR NEXT C
  R."
100 INPUT B$
110 IF B$="5" THEN STOP
120 CLS
130 NEXT A
  
```

```

70 LET C=0
80 INPUT B$
90 FOR D=1 TO 5
100 LET C=C+VAL B$(D)*2+(3-D)
110 NEXT D
120 PRINT C
130 LET A$(3+A+B)=CHR$ C
140 NEXT B
150 PRINT "PRESS N/L FOR NEXT C
  R."
160 INPUT C$
170 IF C$="5" THEN STOP
180 GOTO 10
  
```

PROGRAM B

```

10 FOR A=513 TO 644
20 LET A$(A)=CHR$ PEEK (1648+A)
30 NEXT A
  
```

PROGRAM C

```

10 FOR A=645 TO 725
20 INPUT B
30 LET A$(A)=CHR$ B
40 SCROLL
50 PRINT A; " ", CODE A$(A)
60 NEXT A
  
```

ENTRIES FOR PROGRAM A1

LISTING FOR CHARACTERS 0 TO 63

CHR	1	2	3	4	5	6	7	8
0	0	0	0	0	0	0	0	0
1	0	10	0	10	0	0	0	0
2	0	00	0	00	0	0	0	0
3	0	100	0	100	0	0	0	0
4	0	000	0	000	0	0	0	0
5	0	1000	0	1000	0	0	0	0
6	0	0000	0	0000	0	0	0	0
7	0	10000	0	10000	0	0	0	0
8	0	00000	0	00000	0	0	0	0
9	0	100000	0	100000	0	0	0	0
10	0	000000	0	000000	0	0	0	0
11	0	1000000	0	1000000	0	0	0	0
12	0	0000000	0	0000000	0	0	0	0
13	0	10000000	0	10000000	0	0	0	0
14	0	00000000	0	00000000	0	0	0	0
15	0	100000000	0	100000000	0	0	0	0
16	0	000000000	0	000000000	0	0	0	0
17	0	1000000000	0	1000000000	0	0	0	0
18	0	0000000000	0	0000000000	0	0	0	0
19	0	10000000000	0	10000000000	0	0	0	0
20	0	00000000000	0	00000000000	0	0	0	0
21	0	100000000000	0	100000000000	0	0	0	0
22	0	000000000000	0	000000000000	0	0	0	0
23	0	1000000000000	0	1000000000000	0	0	0	0
24	0	0000000000000	0	0000000000000	0	0	0	0
25	0	10000000000000	0	10000000000000	0	0	0	0
26	0	00000000000000	0	00000000000000	0	0	0	0
27	0	100000000000000	0	100000000000000	0	0	0	0
28	0	000000000000000	0	000000000000000	0	0	0	0
29	0	1000000000000000	0	1000000000000000	0	0	0	0
30	0	0000000000000000	0	0000000000000000	0	0	0	0
31	0	10000000000000000	0	10000000000000000	0	0	0	0
32	0	00000000000000000	0	00000000000000000	0	0	0	0
33	0	100000000000000000	0	100000000000000000	0	0	0	0
34	0	000000000000000000	0	000000000000000000	0	0	0	0
35	0	1000000000000000000	0	1000000000000000000	0	0	0	0
36	0	0000000000000000000	0	0000000000000000000	0	0	0	0
37	0	10000000000000000000	0	10000000000000000000	0	0	0	0
38	0	00000000000000000000	0	00000000000000000000	0	0	0	0
39	0	100000000000000000000	0	100000000000000000000	0	0	0	0
40	0	000000000000000000000	0	000000000000000000000	0	0	0	0
41	0	1000000000000000000000	0	1000000000000000000000	0	0	0	0
42	0	0000000000000000000000	0	0000000000000000000000	0	0	0	0
43	0	10000000000000000000000	0	10000000000000000000000	0	0	0	0
44	0	00000000000000000000000	0	00000000000000000000000	0	0	0	0
45	0	100000000000000000000000	0	100000000000000000000000	0	0	0	0
46	0	000000000000000000000000	0	000000000000000000000000	0	0	0	0
47	0	1000000000000000000000000	0	1000000000000000000000000	0	0	0	0
48	0	0000000000000000000000000	0	0000000000000000000000000	0	0	0	0
49	0	10000000000000000000000000	0	10000000000000000000000000	0	0	0	0
50	0	00000000000000000000000000	0	00000000000000000000000000	0	0	0	0
51	0	100000000000000000000000000	0	100000000000000000000000000	0	0	0	0
52	0	000000000000000000000000000	0	000000000000000000000000000	0	0	0	0
53	0	1000000000000000000000000000	0	1000000000000000000000000000	0	0	0	0
54	0	0000000000000000000000000000	0	0000000000000000000000000000	0	0	0	0
55	0	10000000000000000000000000000	0	10000000000000000000000000000	0	0	0	0
56	0	00000000000000000000000000000	0	00000000000000000000000000000	0	0	0	0
57	0	100000000000000000000000000000	0	100000000000000000000000000000	0	0	0	0
58	0	000000000000000000000000000000	0	000000000000000000000000000000	0	0	0	0
59	0	1000000000000000000000000000000	0	1000000000000000000000000000000	0	0	0	0
60	0	0000000000000000000000000000000	0	0000000000000000000000000000000	0	0	0	0
61	0	10000000000000000000000000000000	0	10000000000000000000000000000000	0	0	0	0
62	0	00000000000000000000000000000000	0	00000000000000000000000000000000	0	0	0	0
63	0	100000000000000000000000000000000	0	100000000000000000000000000000000	0	0	0	0

ENTRIES FOR PROGRAM C

A\$	CODE	A\$	CODE	A\$	CODE
645	42	672	235	699	43
646	41	673	40	700	17
647	64	674	19	701	59
648	35	675	35	702	34
649	78	676	52	703	35
650	35	677	0	704	99
651	35	678	190	705	33
652	30	679	40	706	37
653	11	680	17	707	184
654	11	681	43	708	5
655	35	682	11	709	9
656	34	683	237	710	10
657	30	684	185	711	10
658	30	685	35	712	10
659	30	686	40	713	7
660	30	687	9	714	7
661	30	688	43	715	7
662	30	689	43	716	6
663	30	690	1	717	10
664	30	691	32	718	10
665	30	692	0	719	10
666	30	693	9	720	10
667	30	694	220	721	10
668	30	695	24	722	10
669	30	696	3	723	10
670	30	697	3	724	10
671	30	698	220	725	10

PROGRAM D

```

1 REM 12345678901234567890123
4
10 FOR A=16514 TO 16537
20 INPUT B
30 POKE A,B
40 SCROLL
50 PRINT A,PEEK A
60 NEXT A
  
```

ENTRIES FOR PROGRAM D

16514	58	16522	87	16530	0
16515	5	16523	30	16531	9
16516	64	16524	0	16532	1
16517	214	16525	42	16533	213
16518	4	16526	16	16534	20
16519	50	16527	64	16535	237
16520	5	16528	1	16536	175
16521	64	16529	0	16537	201

PROGRAM E

```

1 REM U$=RANDCHR$(M$)RND?2 E(RN
  )$STR$=GOSUB TAN
2 SAVE "LANDU$"
3 RAND USR 16514
4 LET A=32355
5 POKE A-115,PEEK 2177
6 PRINT CHR$(PEEK A+10);CHR$
  PEEK (A-101)
  
```

PROGRAM A2

```

10 CLS
20 PRINT "ENTER CHARACTER CODE
  ."
30 INPUT A
40 PRINT A
50 FOR B=1 TO 5
60 PRINT B; ". ";
  
```

Peek & poke

Peek your problems to our address. Ian Beardsmore will poke back an answer.

JUST TRYING TO MAKE THE GRADE

Mr P O'Brian of Church Street, Caernarvon writes:

Q I have just received the 'ZX80 Upgrade kit' from Compshop. Before I alter my ZX80 with 8K Rom, have you reviewed the kit and could you assist me with a few problems — 1. What extras have I now got? 2. Do I have Slow mode? 3. Please can you tell me how to number the pins (which is number one)? 4. Does this kit now make my ZX80 a ZX81?

A We have not reviewed the kit, but I hope I can help you. Apart from a modification to 23b of the Output port, you now have the complete ZX81. The hardware modification above necessitates a cut in the track underneath pin 20. A 680 ohms resistor then needs to be wired from pin 20, to 23b on the edge connector. This is the 'Not Chip Select', and it turns off the Rom if high. This can be quite a tricky job if you are not used to soldering, and it is not often that 23b is needed.

As for identifying a chip, if you look down onto the top of it (ie with the pins down), and the D cut-out nearest to you, then pin one will be the first pin on the right. The pins are numbered consecutively along the right 1-7. At the end they cross over and work from 8-14 back down towards you. All chips are numbered in this horseshoe shape. Thus pin 1 is opposite pin 14. Pin 13 is opposite pin 2 and so on.

WHAT'S THE WORD ON TELETXT?

Mr S Stratford of Chittock Mead, Basildon, Essex writes:

Q As I intend to buy a ZX Spectrum, I would like to know if it is possible to decode Ceefax and Oracle via the computer and certain hardware. This would help increase the uses of a home computer.

A This is certainly not possible at the moment, as no one has had a Spectrum

long enough to look at the feasibility of such a project. While a Prestel adaptor has now been developed for the ZX81 (see *Popular Computing Weekly* May 6) the operating systems are very different. I doubt very much whether it will even be possible, let alone feasible, to develop such an adaptor for the Spectrum.

HAVE I BECOME A CRASHING BORE?

Keith Hurrant of St Day in Cornwall asks:

Q I have a ZX81 in a Crofton keyboard. Attached to this I have a Quicksilver motherboard, with a character board and sound board, and a Sinclair Ram pack and printer. To aid Loading I have a GM Harris cassette filter which is powered by the Sinclair 1.2-amp power supply.

My problem is, that when all the accessories are powered up, or just connected, then any mains appliance turned on crashes or corrupts the program. Even using the cassette player or a battery powered amplifier for the sound board will cause a program crash. So far my only solution has been to disconnect any two of the accessories, then I have no problems. I have tried to change the configuration of the boards, cleaning the connections but to no avail.

The Sinclair power pack is isolated by a mains suppressor, which has improved things slightly, but not much. It can be very frustrating to spend four or five hours creating a program, using all the boards and the printer and then being unable to use the cassette even on batteries. Or else someone in the house turns on a light, or opens the fridge door. Please can you help?

A Essentially the problem is lack of power to your accessories. The OS motherboard was designed to take a 16K Ram pack and any two other accessories. Count and you will see that you are using three.

The printer especially uses a lot of current, and this could

well be the major source of your troubles. Remember the Ram is dynamic, and the REFRESH is used to top up the memory with current. The smallest fluctuation or interruption of power can wipe out some or all of the memory by quite simply denying it power.

Any appliance when turned on causes an initial surge in the demand for power. Thus, your system is momentarily denied the full power it needs and crashes.

The only solution I can think of, assuming that you want to keep all the peripherals on line, is to increase the power supply to two, or even three amps, including a regulator in the power line at the same time.

As for the cassette causing problems, even when working on batteries, I cannot give you a definite answer. One possibility is that you are working so close to maximum tolerance that even the Saving signal is demanding more power than you have available.

IT DOESN'T MAKE AN ATOM OF SENSE

David Muir of Ailsa Road, Saltcoats, Ayrshire writes:

Q I have an Acorn Atom, fully expanded to 12K Ram and 12K Rom, plus a tool box Rom of 4K. Recently, I bought a colour card but I have no instructions on how to fit it. Please could you tell me how to do this.

Also I would like to know if I could fit a 10ma LED in parallel with the power supply input. For the colour card to work I have had to buy a 5v, 3-amp, stabilised power supply. Would this new supply allow me to fit an LED?

A There are two questions here. Firstly, as regards the colour card, I am not thoroughly familiar with it. Even if I was, I would still hesitate to give you instructions, in case I contravened the manufacturers' recommended practice, thus voiding any guarantee in the event of an accident. In a situation like this you really have little recourse other than to go back to

the manufacturers and ask them for the instructions that should be included with the kit.

As for the LED, I can see no problems. In effect you have 300ma available, so in this case 10 of them should not be missed if they are used on an LED. However, do not forget that you will need a resistor to stop the other 290 ma trying to get through the LED, which would leave it well and truly blown.

REVING UP FOR A REVERSE THRUST

D Whittaker of Poplar Court, Salford writes:

Q Please can you tell me how to attain the inverse graphics characters on a Vic20? I am particularly baffled by lines 12150 and 12240 of S Mahmood's *Spacefighter*, listed in the May 27 issue of *Popular Computing Weekly*. I have noticed it in several programs and have substituted it with a character which represents a colour of my own choice, as this is what I believed it to be. The character is an oblique, but pointing in the opposite way to normal, and is 'inverse'.

A I think the problem partly stems from the Vic using Reverse to mean Inverse. You will see on keys 9 and 0 Revs on and Revs off respectively. These two keys should give you inverse graphics, if used in conjunction with Ctrl.

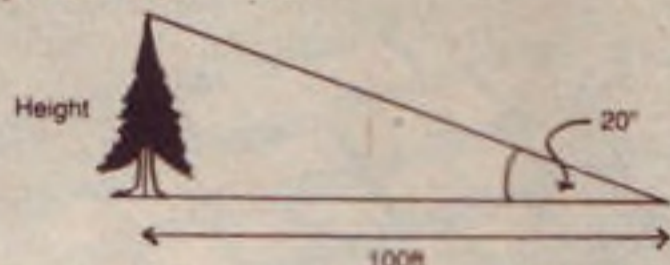
When you have opened your Print statement use Ctrl and Revs on at the same time. There will be no apparent difference in the cursor, except that all subsequent entries will be in inverse graphics until Ctrl Revs off are used together. If you get an inverse R when entering Ctrl Revs on then delete it and start again.

The graphic character in *Spacefighter* is obtained by Shift/M. The code of this graphic symbol is 77. If you add 128, you get the code of the inverse character. Thus, you can also poke it into a screen location, peek it, or use the function Chrs 205.

Competitions

A new angle on tree measurement

by Gordon Lee



The top of the tree has an elevation of 20° for an observer standing 100ft away. How high is the tree? Using trigonometry, we can say:

$$\text{Height} = 100 \cdot \tan 20^\circ$$

From mathematical tables the tangent of 20° can be found as 0.3640. Therefore, the height of the tree is 36.4ft.

Now key in to your ZX81:

```
PRINT 100 * TAN 20.
```

This gives the height of the tree as 223.7161ft: Can you spot what is wrong?

The problem is that the angle should be entered, not in degrees, but in radians. In everyday use, degrees are nearly always used for the measurement of angles and it is not surprising that the radian is a relatively unfamiliar unit. Some computers will automatically convert from degrees to radians, but the ZX81 does not.

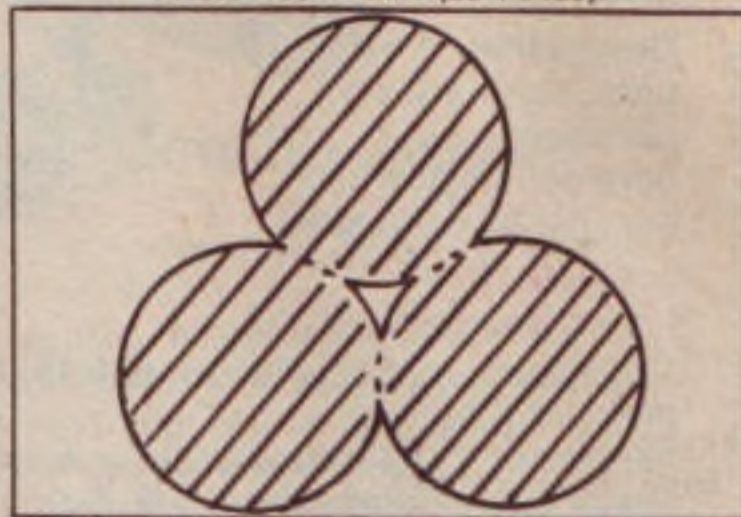
The conversion is not difficult but, first, what is a radian? If we draw a circle and measure off a distance the length of the radius along the circumference, then the angle subtended by this arc at the centre is equal to one radian.

Since the angle subtended at the centre of a circle is 360° , one radian is then equal, in

degrees, to 360 divided by the numbers of times the radius can be measured around the circumference. This works out as $180/\pi$ degrees, or 57.2957° . . . Consequently, to convert from degrees to radians multiply by $\pi/180$; to convert from radians to degrees multiply by $180/\pi$.

Returning to the original problem — the height of the tree is given by:

```
PRINT 100 * TAN (20*PI/180).
```



Puzzle 14

Consider the floor-tile with a design consisting of three circles of equal radius, each touching the other two. The designer requested that the area of the central (shaded) portion should be exactly half the area of the 1ft-square tile. The artist drew a layout in which each of the circles had an area of one-sixth sq ft. But, it was pointed out to him that he had forgotten to take account of the small central portion which lies between the three circles.

What is the correct radius for the circles? The closing date for the competition is Tuesday, August 3.

Solution to Puzzle No. 10

The sets of four digits (all different) can be generated in four For/Next loops. These can then be combined in pairs, the product of the

two pairs evaluated, and, by entering the relevant values into strings the digits can be checked off against each other.

```
10 FOR A = 1 TO 9
20 FOR B = 0 TO 9
30 IF B = A THEN GOTO 240
40 FOR C = 1 TO 9
50 IF C = A OR C = B THEN GOTO 230
60 FOR D = 0 TO 9
70 IF D = C OR D = B OR D = A THEN GOTO 220
80 LET E = 10 * A + B
90 LET F = 10 * C + D
100 LET G = E * F
110 LET GS = STR$ G
120 IF LEN GS <> 4 THEN GOTO 220
130 LET AS = STR$(E + 100 + F)
140 FOR N = 1 TO 4
150 LET T = 0
160 FOR M = 1 TO 4
170 IF AS(N) = GS(M) THEN LET T = T + 1
180 NEXT M
190 IF T <> 1 THEN GOTO 220
200 NEXT N
210 PRINT AS(1 TO 2); "X"; AS(3 TO 4); " = "; GS
220 NEXT D, C, B, A
```

The answer is that there are six such 'sets' of numbers possible: $15 \times 93 = 1395$; $21 \times 60 = 1260$; $21 \times 87 = 1827$; $27 \times 81 = 2187$; $30 \times 51 = 1530$; and $35 \times 41 = 1435$.

Winner of Puzzle No. 10

The winner is: P Atkinson, Park Grove, Norton, Malton, North Yorkshire, who receives £10.

Solution to Crossword No. 10

Across: 3 Ice, 8 Roast, 9 Vinegar, 10 Nice, 11 Analogue, 13 Hidden, 14 Aspirin, 17 Romantic, 19 Ante, 21 Excused, 22 Ramps, 23 Sum.
Down: 1 French fries, 2 Rancid, 3 Its, 4 Event, 5 Analyst, 6 Agog, 7 Free and easy, 12 Newness, 15 Rename, 16 Winds, 18 Mice, 20 Arm.

Winner of Crossword No. 10

The winner is: D J Robinson, Bare Lane, Morecambe, Lancs, who receives £10.

CITIZEN PAIN

BY DAVID IRELAND and JAMES MACDONALD



New ZX81 Software from Sinclair.

A whole new range of software for the Sinclair ZX81 Personal Computer is now available – direct from Sinclair. Produced by ICL and Psion, these really excellent cassettes cover games, education, and business/household management.

Some of the more elaborate programs can only be run on a ZX81 augmented by the ZX 16K RAM pack. (The description of each cassette makes it clear what hardware is required.) The RAM pack provides 16-times more memory in one complete module, and simply plugs into the rear of a ZX81. And the price has just been dramatically reduced to only £29.95.

The Sinclair ZX Printer offer full alphanumeric and highly-sophisticated graphics. A special feature is COPY which prints out exactly what is on the whole TV screen without the need for further instructions. So now you can print out your results for a permanent record. The ZX Printer plugs into the rear of your ZX81, and you can connect a RAM pack as well.

Games

Cassette G1: Super Programs 1 (ICL)

Hardware required – ZX81.
Price – £4.95.

Programs – Invasion from Jupiter. Skittles. Magic Square. Doodle. Kim. Liquid Capacity.
Description – Five games programs plus easy conversion between pints/gallons and litres.

Cassette G2: Super Programs 2 (ICL)

Hardware required – ZX81.
Price – £4.95.

Programs – Rings around Saturn. Secret Code. Mindboggling. Silhouette. Memory Test. Metric conversion.
Description – Five games plus easy conversion between inches/feet/yards and centimetres/metres.

Cassette G3: Super Programs 3 (ICL)

Hardware required – ZX81.
Price – £4.95.

Programs – Train Race. Challenge. Secret Message. Mind that Meteor. Character Doodle. Currency Conversion.
Description – Five games plus currency conversion at will – for example, dollars to pounds.

Cassette G4: Super Programs 4 (ICL)

Hardware required – ZX81.
Price – £4.95.

Programs – Down Under. Submarines. Doodling with Graphics. The Invisible Invader. Reaction. Petrol.
Description – Five games plus easy conversion between miles per gallon and European fuel consumption figures.

Cassette G5: Super Programs 5 (ICL)

Hardware required – ZX81 + 16K RAM.
Price – £4.95.

Programs – Martian Knock Out. Graffiti. Find the Mate. Labyrinth. Drop a Brick. Continental.

Description – Five games plus easy conversion between English and continental dress sizes.

Cassette G6: Super Programs 6 (ICL)

Hardware required – ZX81 + 16K RAM.
Price – £4.95.

Programs – Galactic Invasion. Journey into Danger. Create. Nine Hole Golf. Solitaire. Daylight Robbery.

Description – Six games making full use of the ZX81's moving graphics capability.

Cassette G7: Super Programs 7 (ICL)

Hardware required – ZX81.
Price – £4.95.

Programs – Racetrack. Chase. NIM. Tower of Hanoi. Docking the Spaceship. Golf.

Description – Six games including the fascinating Tower of Hanoi problem.

Cassette G8: Super Programs 8 (ICL)

Hardware required – ZX81 + 16K RAM.
Price – £4.95.

Programs – Star Trail (plus blank tape on side 2).

Description – Can you, as Captain Church of the UK spaceship Endeavour, rid the galaxy of the Klingon menace?

Cassette G9: Biorhythms (ICL)

Hardware required – ZX81 + 16K RAM.
Price – £6.95.

Programs – What are Biorhythms? Your Biohythms.

Description – When will you be at your peak (and trough) physically, emotionally, and intellectually?

Cassette G10: Backgammon (Psion)

Hardware required – ZX81 + 16K RAM.
Price – £5.95.

Programs – Backgammon. Dice.
Description – A great program, using fast and efficient machine code, with graphics board, rolling dice, and doubling dice. The dice program can be used for any dice game.

Cassette G11: Chess (Psion)

Hardware required – ZX81 + 16K RAM.
Price – £6.95.

Programs – Chess. Chess Clock.
Description – Fast, efficient machine code, a graphic display of the board and pieces, plus six levels of ability, combine to make this one of the best chess programs available. The Chess Clock program can be used at any time.



Cassette G12: Fantasy Games (Psion)

Hardware required – ZX81 (or ZX80 with 8K BASIC ROM) + 16K RAM.
Price – £4.75.

Programs – Perilous Swamp. Sorcerer's Island.

Description – Perilous Swamp: rescue a beautiful princess from the evil wizard. Sorcerer's Island: you're marooned. To escape, you'll probably need the help of the Grand Sorcerer.

Cassette G13: Space Raiders and Bomber (Psion)

Hardware required – ZX81 + 16K RAM.
Price – £3.95.

Programs – Space Raiders. Bomber.
Description – Space Raiders is the ZX81 version of the popular pub game. Bomber: destroy a city before you hit a sky-scraper.

Cassette G14: Flight Simulation (Psion)

Hardware required – ZX81 + 16K RAM.
Price – £5.95.

Program – Flight Simulation (plus blank tape on side 2).

Description – Simulates a highly manoeuvrable light aircraft with full controls, instrumentation, a view through the cockpit window, and navigational aids. Happy landings!

Education

Cassette E1: Fun to Learn series – English Literature 1 (ICL)


Hardware required – ZX81 + 16K RAM.
Price – £6.95.

Programs – Novelists. Authors.
Description – Who wrote 'Robinson Crusoe'? Which novelist do you associate with Father Brown?

Cassette E2: Fun to Learn series – English Literature 2 (ICL)

Hardware required – ZX81 + 16K RAM.
Price – £6.95.

Programs – Poets. Playwrights. Modern Authors.
Description – Who wrote 'Song of the Shirt'? Which playwright also played cricket for England?



Cassette E3: Fun to Learn series - Geography 1 (ICL)

Hardware required - ZX81 + 16K RAM.

Price - £6.95.

Programs - Towns in England and Wales. Countries and Capitals of Europe.
Description - The computer shows you a map and a list of towns. You locate the towns correctly. Or the computer challenges you to name a pinpointed location.

Cassette E4: Fun to Learn series - History 1 (ICL)

Hardware required - ZX81 + 16K RAM.

Price - £6.95.

Programs - Events in British History. British Monarchs.
Description - From 1066 to 1981, find out when important events occurred. Recognise monarchs in an identity parade.

Cassette E5: Fun to Learn series - Mathematics 1 (ICL)

Hardware required - ZX81 + 16K RAM.

Price - £6.95.

Programs - Addition/Subtraction. Multiplication/Division.
Description - Questions and answers on basic mathematics at different levels of difficulty.

Cassette E6: Fun to Learn series - Music 1 (ICL)

Hardware required - ZX81 + 16K RAM.

Price - £6.95.

Programs - Composers. Musicians.
Description - Which instrument does James Galway play? Who composed 'Peter Grimes'?

Cassette E7: Fun to Learn series - Inventions 1 (ICL)

Hardware required - ZX81 + 16K RAM.

Price - £6.95.

Programs - Inventions before 1850. Inventions since 1850.
Description - Who invented television? What was the 'dangerous Lucifer'?

Cassette E8: Fun to Learn series - Spelling 1 (ICL)

Hardware required - ZX81 + 16K RAM.

Price - £6.95.

Programs - Series A1-A15. Series B1-B15.
Description - Listen to the word spoken on your tape recorder, then spell it out on your ZX81. 300 words in total suitable for 6-11 year olds.

Business/household

Cassette B1: The Collector's Pack (ICL)

Hardware required - ZX81 + 16K RAM.

Price - £9.95.

Program - Collector's Pack, plus blank tape or side 2 for program/data storage.
Description - This comprehensive program should allow collectors (of stamps, coins etc.) to hold up to 400 records of up to 6 different items on one cassette. Keep your records up to date and sorted into order.

Cassette B2: The Club Record Controller (ICL)

Hardware required - ZX81 + 16K RAM.

Price - £9.95.

Program - Club Record Controller plus blank tape on side 2 for program/data storage.
Description - Enables clubs to hold records of up to 100 members on one cassette. Allows for names, addresses, 'phone numbers plus five lots of additional information - eg type of membership.

Cassette B3: VU-CALC (Psion)

Hardware required - ZX81 + 16K RAM.

Price - £7.95.

Program - VU-CALC.

Description - Turns your ZX81 into an immensely powerful analysis chart. VU-CALC constructs, generates and calculates large tables for applications such as financial analysis, budget sheets, and projections. Complete with full instructions.

Cassette B4: VU-FILE (Psion)

Hardware required - ZX81 + 16K RAM.

Price - £7.95.

Programs - VU-FILE. Examples.

Description - A general-purpose information storage and retrieval program with emphasis on user-friendliness and visual display. Use it to catalogue your collection, maintain records or club memberships, keep track of your accounts, or as a telephone directory.

How to order

Simply use the FREEPOST order form below and either enclose a cheque or give us your credit card number. Credit card holders can order by phone - simply call Camberley (0276) 66104 or 21282 during office hours. Either way, please allow up to 28 days for delivery, and there's a 14-day money-back option, of course.

**sinclair
ZX81
SOFTWARE**

Sinclair Research Ltd,
Stanhope Road, Camberley, Surrey,
GU15 3PS.
Tel: Camberley (0276) 66104 & 21282.

To: Sinclair Research, FREEPOST, Camberley, Surrey, GU15 3BR.
Please send me the items I have indicated below.

Qty	Cassette	Code	Item price	Total	Qty	Cassette	Code	Item price	Total
	G1: Super Programs 1	30	£4.95			E2: English Literature 2	45	£6.95	
	G2: Super Programs 2	31	£4.95			E3: Geography 1	46	£6.95	
	G3: Super Programs 3	32	£4.95			E4: History 1	47	£6.95	
	G4: Super Programs 4	33	£4.95			E5: Mathematics 1	48	£6.95	
	G5: Super Programs 5	34	£4.95			E6: Music 1	49	£6.95	
	G6: Super Programs 6	35	£4.95			E7: Inventions 1	50	£6.95	
	G7: Super Programs 7	36	£4.95			E8: Spelling 1	51	£6.95	
	G8: Super Programs 8	37	£4.95			B1: Collector's Pack	52	£9.95	
	G9: Biorhythms	38	£6.95			B2: Club Record Controller	53	£9.95	
	G10: Backgammon	39	£5.95			B3: VU-CALC	54	£7.95	
	G11: Chess	40	£6.95			B4: VU-FILE	55	£7.95	
	G12: Fantasy Games	41	£4.75			ZX 16K RAM pack	18	£29.95	
	G13: Space Raiders & Bomber	42	£3.95			ZX Printer	27	£59.95	
	G14: Flight Simulation	43	£5.95			Post & packing - only if ordering hardware		£2.95	
	E1: English Literature 1	44	£6.95						

TOTAL £ _____

I enclose a cheque/postal order to Sinclair Research Ltd for £ _____

Please charge my *Access/Barclaycard/Trustcard no. _____

*Please delete as applicable. _____

Mr/Mrs/Miss _____

Address _____

POPULAR
Computing
WEEKLY

**DISCOUNT CLUB
SPECIAL OFFER**

Beaumont Summer Camps are offering readers of *Popular Computing Weekly* the following special rate of £20 off their usual prices

- RESIDENTIAL CAMP
Normal price £118
Popular Computing Weekly price £98
- DAY COMPUTER CAMP (per week)
Normal Price £95
Popular Computing Weekly price £75

(Sports/activities only day camp, £65 per week)
Beaumont Summer Camps are the only experienced computer camp operator

Please send this voucher worth £20 to:
BEAUMONT SUMMER CAMPS
100 NEW KING'S ROAD
LONDON SW6 6LX
Tel: 01-736 3272 (5 lines)

for relevant booking form and brochure

All prices exclusive of VAT

STOP PRESS

ZX81

16K RAM

NEW LOW PRICE!

£19.95

FULLY COMPATIBLE, BLACK CASE, GOLD CONNECTOR.

■ ASSEMBLED _ TESTED _ GUARANTEED ■

Cheque/P.O.s to:
PLESSIS ELECTRONICS, CASTLE HOUSE, OLD RD,
LEIGHTON BUZZARD (beds), LU7 7RG.

PLEASE ADD. £1.55 P.P

14 DAYS DELIVERY

MORE FUN WITH YOUR ZX81!



16K RAM PACK

PUSH-ON PLUG-COMPATIBLE MEMORY

The addition of our fully-compatible, assembled, tested and guaranteed 16K Ram Pack means more memory for better games and programs

ORDER YOURS TODAY FROM:

Phoenix Marketing Services
Dept. P.C.W., Oaklands House
Solartron Road, Farnborough
Hants GU14 9QL

Please send me my Byg Byte 16K Ram Pack. I enclose cheque/postal order for £25.00 (includes VAT, Postage & Packing)

Name

Address

Dept. E

Allow 28 days for delivery

Fully

£25.00

inclusive