

POPULAR Computing WEEKLY

29 July 1982 Vol 1 No 15

35p

Meltdown on Vic 20

BBC graph plot

**ZX81 keyboard
repeat**

**Spectrum
fortune**

**Goto
destinations**

**Win a ZX Spectrum
& ZX Printer -
details inside**



ABERSOFT

7 MAESAFALLEN, BOW ST, DYFED, SY24 5BA

ZX81 & Spectrum Games

Now **NEW LOW prices!!!!**

PROGRAM	OLD	NEW 81	SPECTRUM
Chess 1.4 10 levels m/c	10.00	8.95	
Adventure 140 locations based on the original (At £10.00 well worth the money Sinclair User Issue 2 review)	10.00	8.95	9.95*
Invaders Fast m/c arcade action	5.00	4.45	
Mazeman All the features of the original arcade version m/c	5.00	4.45	4.95

*requires 48k Spectrum

All prices are inclusive
Return of post service

Chrisalid - BERKHAMSTED'S COMPUTER STORE

Watch this space for the real computer **BARGAINS** every week:
EPSON MX80f/t **£355+VAT** — EPSON



MX80 tractor only
£315+VAT
VIC20 at
£173+VAT



unit **£39+VAT** — range of VIC software.

CALL US FOR A QUOTE

11 x 9½ fanfold paper

at **£16.50** per 2000 sheets



GENIE 1 & 2 @ **£289+VAT** — All GENIE mods expansion/disks/mem.

CUMANA disk drives at **£199** single and **£369** double —


9" 12MHz monitors for only **£99+VAT** (metal).

OFFICIAL DEALERS FOR:

Nascom, Genie, Cumana, Vic,

and lots more — RING US NOW on **BERKHAMSTED (04427) 74569** or **5704**

13 HIGH STREET
BERKHAMSTED HP4 2HY
HERTFORDSHIRE



MORE FUN WITH YOUR ZX81!



The addition of our fully-compatible, assembled, tested and guaranteed 16K Ram Pack means more memory for better games and programs

ORDER YOURS TODAY FROM:

Phoenix Marketing Services
Dept. P.C.W., Oaklands House
Solartron Road, Farnborough
Hants GU14 9QL

16K RAM PACK

PUSH-ON PLUG-COMPATIBLE MEMORY

Please send me my Byg Byte 16K Ram Pack. I enclose cheque/postal order for £25.00 (includes VAT, Postage & Packing)

Name

Address

Dept. E

Allow 28 days for delivery

Fully

£25.00

inclusive

POPULAR Computing WEEKLY

The Team

Editor

Brendon Gore

Reporter

David Kelly [01-930 3271]

Sub-editor

Peter Harvey

Editorial Secretary

Fiona McCormick

Advertisement Manager

David Lake [01-839 2846]

Advertisement Executive

Alastair Macintosh [01-930 3840]

Managing Editor

Duncan Scot

Publishing Directors

Jenny Ireland

Nick Hampshire

Popular Computing Weekly,
Hobhouse Court, 19 Whitcomb Street,
London WC2

Telephone: 01-839 6835

Published by Sunshine Publications Ltd.

Typesetting, origination and printing by
Chesham Press, Chesham, Bucks

Distributed by S M Distribution
London SW9. 01-274 8611. Telex: 261643

© Sunshine Publications Ltd 1982

Subscriptions

You can have *Popular Computing Weekly* sent
to your home: the subscription rate is £18.95 per
year, for addresses in the UK, £37.40 overseas.

How to submit articles

Articles which are submitted for publication
should not be more than 1000 words long.

All submissions should be typed and a double
space should be left between each line.

Programs should, whenever possible, be
computer printed.

At present we cannot guarantee to return
every submitted article, so please keep a copy.

Accuracy

Popular Computing Weekly cannot accept any
responsibility for any errors in programs we
publish, although we will always try our best to
make sure programs work.

This Week



Cover illustration by Stuart Hughes

News	5
Prestel adaptor for Spectrum.	
Letters	7
Megabytes v cost factors.	
Meltdown	8
A game for the Vic20 by Malcolm North.	
Readership survey	10
A questionnaire of likes/dislikes.	
Street Life	11
The Computer Users Club.	
Reviews	12
Keyboard repeat, P-E-P.	
Spectrum	15
User defined characters.	
Open Forum	16
Five and a half pages of your programs.	
Award scheme	21
The final coupon in our competition.	
Programming	22
Calculated Gotos.	
Sound & Vision	23
Vic screenprint by Ken Clark.	
Peek & Poke	24
Your questions answered.	
Puzzle	25
Cartoon.	

Editorial

In common with most other microcom-
puting magazines, we are inundated
with programs. Every day readers
send in programs in the hope of
having them published in Open
Forum.

However, most of these programs
are based around a few basic games.
Moonlander, Space Invader and Fruit
Machine programs abound. Puckman
is another favourite.

There is nothing wrong with these
games. They have provided hours of
fun and entertainment for micro-
computer enthusiasts.

But, there is little purpose in re-
inventing the wheel. While there is a
certain amount of satisfaction to be
gained from writing your own version
of noughts and crosses or meteor run,
there is far more satisfaction in writing
a completely original program.

Once you have mastered the basics
of programming, there is little point in
continually imitating other people's
efforts. You will learn more from think-
ing up your own games than you will
from copying established programs.

Writing software programs is rather
like learning to fly. There comes a
point where you must go solo.

Next Week



A deadly assassin has
disrupted your jungle Kingdom
and must be eliminated in this new
game for Spectrum — Hunter Killer

Classified

20 SIMPLE ELECTRONIC PROJECTS FOR THE ZX81 and other computers

Make the most of your Micro-computer with this great book of construction projects. £6.45.

Available from:
National ZX Users' Club
P.C. 44-46 Earls Court Road
London W8 6EJ

Please make your cheques payable to Interface.

COMMERCIAL ACCOUNTS

A gem of a program, all for cassette, with the following features:
Daily Journal Sales Ledger
Credit Sales Purchase Ledger
Cash Sales Bank Account
Credit Purchases Year to Date Summary
Purchases — other

A fully interactive program suitable for all businesses. Files can be saved and loaded and totals from one file carried forward to another on cassette. Particularly useful from a cash flow point of view, with an immediate accessibility to totals for debtors and creditors. Bank totally supported with entries for cheque numbers, credits and, of course, running balance. £19.95

Access cards accepted. Send cheque or PO or credit card number to:
GEMINI MARKETING LTD
Quay House, Quay Road, Newton Abbot, Devon TQ12 2SU.
OR telephone us with your credit card order on Newton Abbot (0628) 62869
Despatch by return

ZX81 CONSOLE (£17.50), case (£27.50) securely mount computer, RAM, printer, recorder. No disconnections. See ZXBS, 14 Brookfield Gardens, Ryde 0983 65997.

PECMAN & SKYSCRAPER CAPER, tape 4, high resolution graphics for standard Vic 20, £3 or see for games available. M. Gardiner, 103 Holmes Chapel Road, Congleton, Cheshire.

SPECTRUM AMPLIFIER — really hear those beeps, complete, just plugs in, only £9.95. A. Pennell, 14 Swayn Road, Cliftonville, Kent.

ZX SPECTRUM, as new, so why wait, £120. Tel: Basingstoke 65876.

SINCLAIR BUILT ZX81, 16K RAM PLUS wanted in exchange for legal CB radio, power pack, filter, meter and extension speaker. Details 15 Fairway Rise, Chant, Somerset.

"FIVE A SIDE FOOTBALL", ZX81 (16K), for two players, uses machine code for fast action — five levels: "Dunkirk" ferry the troops. Dodge the bombs, machine code, six levels, on cassette, £4.00 from G. Allan, 21 Perth Street, Edinburgh EH3 5DW.

ZX81, PSU, manuals, software cassettes, all for £40. Batley 440389.

TRS-80, MODEL I, level II, 16K RAM + tape recorder, books, light pen, tapes, excellent condition, £350. Phone 078066 630 after 5 pm.

VIC20 PROGRAMMES for unexpanded machine. Mastermind, Reverse, Alien Attack and Maze Run, £3.50. K. Brunning, 1 Wigmore Road, Tadley, Basingstoke RG26 6HH.

ZX81, 16K RAM plus keyboard, OS graphics generator, motherboard and software, £130 ono. Tel: York (0904) 76849.

NASCOM II COMPUTER, 24K MEMORY in Kenilworth box, for £160. Tel: Rushden 315764.

HAVEN HARDWARE ZX PRODUCTS

ZX Repeating Key Module Kit £3.50 Built £4.95
One of the most successful ZX products ever created. Essential for speedy Editing, etc. See review in Popular Computing Weekly, 24th July.

ZX81 Inverse Video Module Built £5.95
ZX Programmable Character Generator Kit £17.95 Built £22.95

ZX Keyboard with Repeat Key, etc Kit £18.95 Built £22.95
(Also has provision for Single Key Repeat and Cursor Controls)

ZX 3K Memory Built only £12.95
ZX Edge Connector (Gold Plated Contacts) £2.29

Many other products for ZX80, ZX81, ZX Spectrum etc in stock.

SAE for details (Catalogue and Order Form).
Haven Hardware, 4 Asby Road, Asby, Workington, Cumbria
(We will be at the EDINBURGH ZX SHOW 24th July)

VIC20. Entertaining, addictive 3.5K games: Lunar-base, Catch, Chasemaze, Cascade. 4-game cassette, £3.95. SAE details: Neil Parry, 44 Ravenspur Road, Bilton, Hull HU11 4HE.

ZX81 16K fuller keyboard cased. Software and books, value £40 plus, total £110 ono. Tel: 0590 612186.

PET BASIC + 32K. Cassette, sound-box, software, manuals, books, £350 (neg). Tel: 051-429 2260.

NASCOM 2 with 32K RAM, Graphics Rom, Cassette recorder, manual and all leads and PSU, £250. Ask for Adrian, evenings, 061-766 4145.

OLIVETTI P6060 desktop computer, 32K. Fully serviced, 18 months' old. Offers around £2,500. Tel: 0524-63121 evenings.

VIC20 and cassette unit plus instruction manual and programs, £200. Tel: Jon, Sheffield 303143.

BBC MICRO GAMES. Cassette A (Models A & B): Space Invaders (machine code) Dodgems Breakout — £5 (inc); Cassette B (Model B only) Pacman (machine code) 3D Maze — £5 (inc). Both cassettes for £9 (inc). From B. Cridland, 8 Bowness Avenue, Fleetwood, Lancs. FY7 8PA.

VIC20 plus cassette, £38-worth of software, £210. Tel: 051-228 1356.

ZX81 16K, manual, leads and software on cassette, £90. 049-376 346.

ZX82 SPECTACULAR

Instant user defined graphics
The programme that designs, monitors, corrects, and saves YOUR graphics with X8 magnification and actual size display of all characters.

plus

hundreds of instant graphic symbols for your own programmes, including: Pacman, Invaders, music, maths, gambling, 7 foreign alphabets, all on one cassette for 16K or 48K spectrum

ONLY £4.00 incl. UK p&p
AUTOMATA LTD
65 OSBORNE ROAD
PORTSMOUTH PO5 3LR

ZX81 KEYBOARD BLEEPER

IMPROVES KEYBOARD CHEAPLY
FITS INSIDE

Simple plug-in, no soldering connections. All normal and shifted keys now beep £8.95 includes instructions.

T-Shirts black with Red "Sinclair ZX81. Also available "ZX Spectrum". Sizes 24 to 44 in £3.25.
Sweat shirts as above £6.99

FULCRUM PRODUCTS, DEPT W
HILLSIDE, STEEP LANE, FINDON,
W. SUSSEX BN14 0UF

BBC SUPER STARTREK for Model B. All the features of regular Startrek plus extra asteroid storm and others, £4.50. T. Sato, 37B New Cavendish Street, London WIM 6JR.

BBC DISASSEMBLER. All the features of more expensive disassemblers. Runs in less than 4K (relocatable), £3 inclusive. Send cheque for quality cassette and full instructions to P. Mapstone, 48 Stanhope Road, London N6 5AJ.

ZX81, 16K. Also £16-worth of programs, £70 ono. Leeds (0532) 686225 after 6 pm.

TRS-80 L2 32K, VDU and cassette, Aculab floppy tape, Epsom MX80FT2 printer with hi-res graphics, £600 or can split. Delivery possible. Tel: 0509 39098.

ZX81 16K, plus ten software cassettes, £100. Tel: Cobham (Surrey) 3503.

MZ80 A, B AND K DATABASE

The program that everyone needs. Facilities include sort, search, list, delete, change, totals, save file, line print if required, etc. etc. Can be used in place of any card index application. £19.95

Access cards accepted. Send cheque or PO or credit card number to:

GEMINI MARKETING LTD
Quay House, Quay Road, Newton Abbot, Devon TQ12 2SU. OR telephone us with your credit card order on Newton Abbot (0628) 62869 Despatch by return.

MOONBASE BETA

A new ZX81 adventure from Aquarius Software; stranded on a deserted moonbase your task is simply to escape alive. But before doing so you must explore the base, performing many difficult tasks. An extremely challenging game taking up the full 16K. Only £4.95 from

AQUARIUS SOFTWARE
53 Towncourt Crescent,
Pitts Wood, Kent BR5 1PH
(Or send SAE for free catalogue)

BBC MICRO GAMES: Invaders (full speed, machine code version), Breakout and Dodgems. All run on Model A or B using sound and colour. Three programs on one cassette, £5 inc. From B. Cridland, 8 Bowness Avenue, Fleetwood, Lancs FY7 8PA.

P-E-P, the Program Enhancement Package for the ZX81 (16K). Seven fantastic new features for your basic programs. Only £5.95 from R & R SOFTWARE, 34 Bourton Road, Gloucester.

VIC20 (UNEXPANDED) SOFTWARE: Awar Colusion, Infection, Car-race, A-maze-ing and Pinball, £2.95. Others available. D. Spencer, 230 Low Grange Avenue, Billingham, Cleveland.

VIC CASSETTE, Vic Computing Super Expander Programmers aid, Avengers., software, books, £330. Tel: 01-204 1692, after 6 pm.

ZX81 SCIENTIFIC PACK: Statistics, T test, chi squared analysis variants, graphics, graph, histogram and bar-charts, £6.95. Contact Mr Reed, 9 Vicarage Close, Waterbeach, Cambridgeshire CB5 9QG.

CLASSIFIED ADVERTISING RATES:

Line by line: For private individuals, 20p per word, minimum 10 words.

For companies, traders, and all commercial bodies, 40p per word, minimum 20 words.

Semi-display: £10 per single column centimetre, minimum length 3 cm. (Please supply A/W as PMT. Or supply rough setting instructions.)

Conditions: All copy for Classified section must be pre-paid. Cheques and postal orders should arrive at least two weeks before the publication date.

If you wish to discuss your ad, please ring Alastair Macintosh 01-930 3840.

Back Numbers

Make sure of a real collector's item — the full set of Popular Computing Weekly.

We'll mail any of the numbers you've missed — from issue 1

to the latest — for just 50p an issue, including P&P.

Send cheques/postal orders to: Back Numbers, Popular Computing Weekly, Hobhouse Court, 19 Whitcomb Street, London WC2 7HF.

Here's my classified ad.

(Please write your copy in capital letters on the lines below.)

Please continue on a separate sheet of paper

I make this words, at per word so I owe you £.....

Name

Address

.....

Telephone

Please cut out and send this form to Classified Department, Popular Computing Weekly, Hobhouse Court, 19 Whitcomb Street, London WC2

Sinclair to launch dial-a-program

SINCLAIR is developing a Prestel adaptor for the ZX Spectrum. It should be available in the first half of next year and will cost "substantially less than £100" according to Nigel Searle, head of Sinclair's computer division.

The Prestel adaptor will make it possible to both upload and download software from the Spectrum to Prestel. Instead of loading programs from cassettes or discs, you will be able to dial a program directly into the Spectrum via a tv set.

There are a number of advantages in using Prestel, or

teletext, said Searle. Telesoftware can be constantly updated and it obviates the need for large storage devices.

But, the key to the success of this scheme is the cost of the adaptor. Martochoice Ltd, winner of the British Telecom ZX81 Prestel adaptor competition, will be charging in the region of £120-£150 for their adaptor when it goes on sale.

A Spectrum adaptor will be substantially cheaper, because the Spectrum already contains a colour modulator. But, even allowing for this, it is likely to cost at least £20 and possibly



Sinclair's Nigel Searle.

as much as £50.

However, Searle is convinced that telesoftware will play an increasingly important part in the home computer market. "The future of personal computing lies in communication," he said.

Dragon goes for a two-pronged attack

HARD on the heels of the announcement of the new Dragon 32 micro comes news of a further machine from Mettoy.

The company is to produce an advanced Dragon in early 1983.

It will have 64K Ram, enhanced graphic capabilities and will probably include a disc-operating system and be capable of running CP/M software.

Aimed more at the business user, the machine will sell for about £250.

Development of the mini-floppy disc system for the Dragon 32 is well advanced and the system is planned to be available at the end of this year.

Japs aim for a supercomputer

THE development of a 'human' computer is the long-term aim of a new Japanese research program.

The 10-year project has been started by a team of workers in Japan. The hope is to make a 5th generation computer that will reason and speak much like a human.

The work, being carried out at the Institute for New Generation Computer Technology in Tokyo, is still in its initial stages.

The problem-solving and inference-making parts of the project will be key developments. It is hoped to produce a supercomputer that can make more than 100m logical inferences per second — an order of about 1000 times faster than present computers.

Reaction to the proposed development has been muted.

Welcome to the machine

THE British Passport Office has been evaluating equipment capable of handling machine-readable passports.

But already civil rights organisations fear a further invasion of individual privacy if the system was to be linked to other computers, such as the Police National Computer.

A Home Office spokesman has insisted that no such link is planned.



A pet watchdog at the Cleveland Boys' hike.

Setting Pets loose in wide-open spaces

PETS are venturing out into the moorlands.

The progress and safety of those taking part in the annual Cleveland Boy's Brigade hike, on June 26 and 27 has been monitored using a Commodore Pet.

The two-day event involves an exhausting traverse of the North Yorkshire moors. Each team must complete a course planned between 12 widely

spaced checkpoints.

The Pet is used to provide up-to-date information of the stages of the event and to warn of groups that are overdue at their check-points.

Apart from the vital safety that the micro system affords, it is also used to give a breakdown of each hiker's position, points, and overall time, within minutes of the last walker crossing the finishing line.

Soft soap from Sinclair

SINCLAIR is to give away a cassette of introductory programs with every ZX Spectrum.

By the end of August, each Spectrum buyer should receive a free *Horizons* software starterpack. Those with Spectrums already will also get their packs, though it may be September before they arrive,

The *Horizons* cassette is produced for Sinclair by Psion.

On one side is a five-level keyboard trainer program. On the other side there are ten demonstration programs, putting the micro through its paces.

Sinclair is expected to release further software for the Spectrum shortly.

Spectrum now visibly extended

KEMPSTON Electronics has launched a selection of add-ons for the ZX Spectrum.

The company has produced a two-slot motherboard and a 24-line input/output port.

The port is accessed by the In and Out commands on the Spectrum. Built around a single MOS chip, the port is mapped and can be configured in a variety of ways. The three 8-bit I/O ports can be assigned as either In or Out by the Spectrum.

When the port is used together with the motherboard the second slot can be used for a stackable connector or to add a printer or microdrive.

THE I/O port costs £16.50. The two-slot motherboard costs £16.95. Both are available from Kempston (Micro) Electronics, 60 Adamson Court, Hillgrounds Road, Kempston, Bedford.

Gargle-blasting

SINCLAIR Research now has a staff of 42. Those not familiar with the *Hitch Hiker's Guide To The Galaxy* should note that this number is the answer to "life, the universe, and everything."

READ-OUT

READ-OUT FOR
SOFTWARE
& BOOKS

POPULAR COMPUTING WEEKLY/READ-OUT BOOK SERVICE

For the BBC Micro:

If you own a BBC Micro, the *Practical Programs for the BBC Computer* by David Johnson-Davies, is the book for you! It contains over twenty practical programs ranging from maths and graphics to language manipulation and games. The programs have been tested and they work!

Now that Auntie Beeb is actually delivering its micros to customers, *BASIC Programming on the BBC Microcomputer* by Neil and Pat Cryer will provide an excellent introduction on how to program in BASIC specifically for the BBC Micro. Every program has been tested on a production model.

For the ZX81:

Byteing Deeper into Your ZX81 by Mark Harrison is the bestseller which tells you how to get to grips with your ZX81 and with 39 programs to match!

The ZX81 Pocket Book by Trevor Toms covers the use of the ZX81 in detail and leads the reader into a clear understanding of programming.

20 Simple Electronic Projects for the ZX81 by Stephen Adams can really put your ZX81 to practical use in a number of electronic projects — thermometer, burglar alarm, voltmeter etc.

34 Amazing Games for the ZX81 by Alistair Gourlay, shows you what you can do with only 1K of memory.

For the Beginner:

An excellent introduction for beginners and an invaluable aid for enthusiasts is *The Personal Computer Book* 2nd Edition by Robin Bradbeer which tells you all you need to know about microcomputers.

"... sets out in a very entertaining and readable form the facts on owning a computer ..."

Computing Today

"Robin Bradbeer's book provides all the information in one place, in a sensible order and in a consistent, clear style." *Practical Computing*

For the PET:

Learning to Use the PET Computer by Garry Marshall is the first in a series of books that introduces popular micros (others to follow are ZX81, ZX Spectrum, VIC-20 and BBC Microcomputer). It eases the reader into a clear understanding of his computer.

Programming the PET/CBM by Raeto West is quite simply the best book on the PET ever published. It contains everything you'll ever need to know about the PET and its workings.



READ-OUT PUBLISHING COMPANY LTD

8 Camp Road, Farnborough, Hampshire, GU24 6EW Telephone: 0252 510331/2 Telex 858001 GOWER G

READ-OUT PUBLISHING COMPANY LTD

8 CAMP ROAD, FARNBOROUGH, HAMPSHIRE GU24 6EW.
24 hour answering service. Telephone: 0252 510331/2

Name _____

Address _____

Make cheques payable to Read-Out Publishing Company Ltd.

I enclose my cheque for £.....

Please debit my Access

Number

Signed _____

Date _____

Please send me _____ copy/ies of :
All prices include postage.

- Practical Programs for the BBC Micro @ £7.50
- BASIC Programming on the BBC Microcomputer @ £6.95
- Byteing Deeper into Your ZX81 @ £6.45
- The ZX81 Pocket Book @ £6.95
- 20 Simple Electronic Projects @ £7.45
- 34 Amazing Games for the ZX81 @ £5.95
- Learning to use the Pet Computer @ £6.45
- Programming the PET/CBM @ £14.90
- The Personal Computer Book @ £7.55

PCW-2

Letters

write to Letters, Popular Computing Weekly, Hobhouse Court, 19 Whitcomb Street, London WC2

Whether tis nobler to have 10 megabytes etc.

WITH regard to Robert Lober's letter (PCW July 1), he says, "I am sure it is better to have a highly expandable system, with the most powerful Basic and the highest-res graphics for under £600, than a ZX Spectrum which can only play one note at a time compared with the BBC's four."

May I say that Mr Lober misses the point. The ZX Spectrum costs £125 compared with the BBC Model A's £299. It would be better to have a 10 megabyte computer that did the washing up than an unexpanded ZX81!

PS, Mr Lober also says that Sinclair claims the BBC micro has no *Verify* command. This is incorrect. If you look in the "comparisons table" you will see there is a tick in the *Verify* section of the BBC micro's column.

Michael Vale
104 Colehill Road
Hodge Hill
Birmingham B36 8AD

I say, just a minor gripe or three . . .

I AM writing in response to your review (July 8) of the Dragon 32 micro. Of the computers which this machine is most likely to affect, most prominent is probably the Texas Instruments 99/4A, which is currently selling at Argos for £199 — quite a drop from the £340 which it sold for earlier in the year, and an even steeper drop from the £695 which I paid for my early NTSC 4 some two years ago.

What has really prompted my response is the statement in your Dragon review where you state that *Print @* and *Print Tab* are fulfilling the same function. They most certainly do not. Somebody is missing something!

Print @ allows you to specify both a screen row and a screen column as the starting point for the printing of a piece of information. This not only enables you to format the screen output very effectively, but also permits the printing of information in any sequence — ie, first bottom of screen, then top, then middle, say — and without disturbing the current contents of the screen by scrolling.

Print Tab on the other hand, is a function of the standard *Print* command, which (a) allows the specification of a screen column only, and (b) follows the sequential print-out, perhaps involving scrolling on some machines, on others following the printout from top of screen to bottom.

To say that the two commands are virtually identical is to say that *Input* and *Inkeys* or *Get* are identical. True, they

perform similar functions, but would you say that only one was necessary?

Apart from this, I have only one minor gripe. It is confusing when you refer to yourselves as *PCW*, as *Personal Computer World* beat you to that one four years ago. The use of initials not only saves time when writing, it is also far easier to communicate verbally. The trouble is that now we have to differentiate between the two *PCWs*. Any suggestions?

Finally, I must echo the comment of one of your readers with respect to *Citizen Pain*. Either expand it into a full feature, or drop it altogether, please.

Peter Brooks
66 Kelburne Road
Cowley
Oxford OX4 3SH

Hey presto: you too can be an editor

RECENTLY I was looking through some of my old computer magazines and I stumbled across a letter in the *Peek & Poke* section of *PCW*, issue number 5, from Simon Cray, who complained of not being able to edit. All he has to do is to clear the screen before he presses *Edit* and hey presto his line should appear at the bottom of the screen. I used to have the same problem when working in 1k on my ZX81.

Ian Timm
30 Cavendish Square
Park South
Swindon
Wiltshire

Having three bytes at the cherry

UNFORTUNATELY for program writers, when Sinclair de-bugged the ZX81 they changed the addresses of some of the routines in the Rom. In particular, *Slow* and *Fast* were both moved up by three bytes.

Consequently, readers who have machines with the new Rom should make the following changes to my *Remloader* program (June 17):

29 at 16517 should be changed to 23
28 at 16607 should be changed to 2B

Dr L. F. W. Rowe
31 Manor Park
Clyst St Mary
Exeter EX5 1EW

Just delighted to become debugged

As a Sinclair ZX81 user, I am very impressed by the aims of your magazine in bringing to the home computer user a combination of informative articles and programs in a weekly publication. However, I have found the error rate in your published programs a little annoying,

especially in your cover story programs.

I have only taken the trouble to key in two of these to date, and both had a number of errors. This is particularly disturbing when the programs are supposed to be 'computer printed'. One can only assume that your writers do not attempt to run the program fully once written. The particular programs I refer to are *Planet Ruler* by Dave Middleton and *Shark Attack* by Dave McGuire. The bugs I refer to are as follows:

Planet Ruler
Line 2320 `LET C = INT RNDX10`

This line, as printed, will always return the value 0 for C and, therefore, the cost of opening a mine will always be 17. The line should read `LET C = INT (RNDX10)`.

Line 3180 `LET P = P + 1`

This will only increase the population by one each year, irrespective of the number of immigrants calculated and displayed. The line should read `LET P = P + I`.

In addition, there should be a line 6215 *Pause 75* as the present listing clears the screen before the player has a chance to read the lines printed at 6205 and 6210.

I would also comment that, for a program which hinges around the screen display of written information for the player, the said display was most unimaginative. Judicious use of the *Tab* and *Print at* functions would have improved this immeasurably.

Your response to this may be that you expect your readers to amend the published programs to their own taste. However, speaking for myself, if I have spent two hours keying in a program I have no desire to spend another two hours tidying it up before I am able to run it satisfactorily.

There are two errors in the *Shark Attack* program which, luckily, I was able to spot before I wasted a lot of time keying it in. This was because I have just started to work my way through Toni Baker's excellent book on machine code. Had I not had this advantage, I imagine that I would have spent several frustrating hours trying to get the program to run, and failed.

In the machine code loader there should be a line 55 `LET A=A+1`, otherwise the loader continues to *Poke* the code to 16514. The machine code routine should end with a return instruction (return to *Basic*) or the code will crash. There is therefore an additional byte to those printed which should have the value 201.

Once running, the program was immensely enjoyable. I think it is a pity that many of your readers were probably frustrated in their efforts to load the program correctly by these errors.

James Greenall
39 Dunmow Road
Bishops Cleeve
Hertfordshire

Meltdown

A new game for Vic20
by Malcolm North

You are in control of a nuclear power station. The automatic control systems have broken down. As the senior officer on duty, it is your responsibility to prevent the uranium core from going critical and covering the surrounding countryside with radioactive waste.

There is an emergency back-up system, complete with manual controls, for governing the power station. Unfortunately, the back-up system only has a limited power supply. When the power runs out, there is nothing to stop the core from going critical.

Your primary duty is to keep the core from melting down for as long as possible, giving the local population a chance to escape. If you manage to keep the station running for two and a half hours, a specialist repair team will arrive and mend the broken control systems.

The key to controlling the uranium core

lies in the carbon damper rods. These rods absorb the neutrons emitted by the uranium. Thus, by raising and lowering the rods, you can control the speed of the nuclear reactions inside the core.


This program runs on an unexpanded Vic20. You can control the damper rods by means of the function keys.

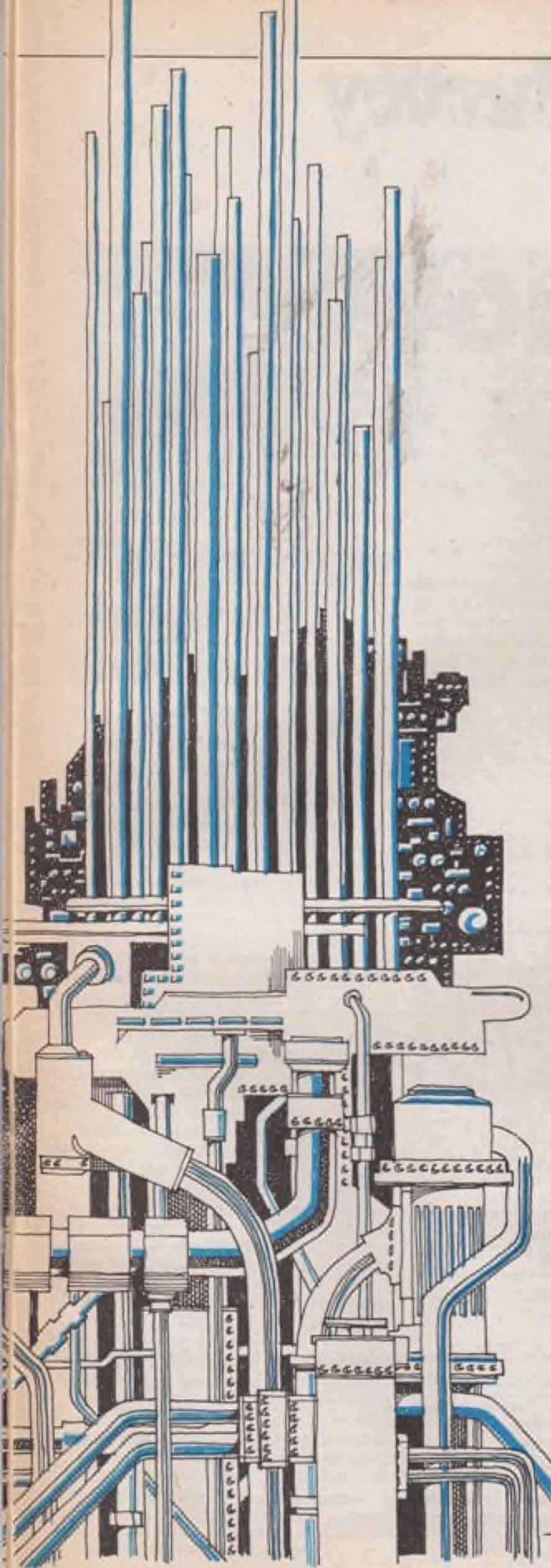
The damper rods, the level of radioactivity, the power supply for the back-up controls, and the elapsed time are all displayed on the screen.

To minimise energy loss, you need to keep the radioactivity level as close to optimum as possible. The further the

radioactivity level gets from the optimum point, the more power is used up. If the level of radioactivity gets too high, nothing can stop the core from melting down.

Just to make things more difficult, the longer the game goes on the faster the changes in the level of radioactivity in the core. It will take a skilful player to survive until the repair team arrives.

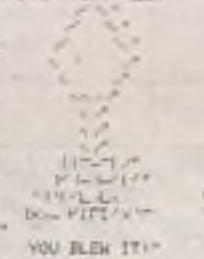




```

3 T18*000000 POK27157.6 POK26879.114*14*0R0R5
7 00007000 CLR
10 VET 44 BY H, NORTH 1982 **
20 PRINT ***
30 PRINT TAB(13)LEFT(T18,2) MID(T18,3,2) RIGHT(T18,2) NR=4
50 00001000 ER=10 00002000 RD=1 FL=170 00003000 00004000 00005000
55 PRINT TAB(13)LEFT(T18,2) MID(T18,3,2) RIGHT(T18,2)
56 00006000 00007000 00008000
57 IF FL(1) THEN ER=FORER=2100STEP-1 00009000 00010000 00011000 HEIT
58 IF W(1) THEN ER=22 0011 00012000 00013000 0011 00014000 00015000 END
59 IF FL(1) THEN
60 POK(1) 255 GETA
70 IF ER=1 THEN ER=10 THEN ER=1 00016000 001055
80 IF ER=1 THEN ER=10 THEN ER=1 00017000 001055
95 IF T18*010000 THEN 00018000 00019000
100 001055
1000 PRINT *
1010 PRINT *
1020 PRINT *
1030 PRINT *
1040 PRINT *
1050 PRINT *
1060 PRINT *
1070 PRINT *
1080 PRINT *
1090 PRINT *
1100 PRINT *
1110 PRINT *
1120 PRINT *
1130 PRINT *
1140 PRINT *
1150 PRINT *
1160 RETURN
2000 IF ER(1) THEN RETURN
2005 PRINT TAB(14) FOR=0 TO ER PRINT TAB(14) *** NEXT
2010 FOR=0 TO 10 PRINT TAB(14) * HEIT RETURN
4000 RL=INT(FL/5) RH=FL-(RL*5)
4010 RE=" 111111" SV=" " IF RC(4) THEN SV="S"
4020 IS=" "
4030 ISH="S" LEFT(RL, RL) + " " REH="R" (RH, RH+1, 1) + " "
4040 ISH=LEFT(RH, RH) + " " REH=LEFT(RH, RH) + " "
4050 PRINT ***** NEUTRON ACTIVITY *****
4060 PRINT "S" SV "S"
4070 PRINT TAB(10) " "
5000 RETURN
6000 SV=0.664 SE=22 SE=0 SE=1
6005 IF CO=1 THEN SE=0 SE=22 SE=1
6010 FOR=0 TO SE STEP 1E
6020 POK(664, (2+(22-1)*))
6030 POK(666, (NR(123)))
6040 POK(668, (9+(23-1)*))
6050 POK(687, (142))
6060 NEXT
6100 POK(687, 0) PRINT ***
6110 PRINT *
6120 PRINT *
6130 PRINT *
6140 PRINT *
6150 PRINT *
6160 PRINT *
6170 PRINT *
6180 PRINT *
6190 PRINT *
6200 PRINT *
6210 PRINT *
6220 PRINT *
6230 PRINT *
6240 PRINT *
6250 PRINT * YOU BLEK IT! *
6260 PRINT *
6270 POK(7157.66) RETURN
6300 POK(687, 15
6310 POK(687, 200
6315 FOR=0 TO 100 NEXT
6320 FOR=0 TO 100
6330 POK(687, 230-C
6340 POK(687, 15) POK(687, 0
6350 NEXT
6360 POK(687, 0) RETURN
6400 POK(687, 15) FOR L=1 TO 5 POK(687, (16*14) OR 0R2
6405 FOR=100 TO 100 STEP 2
6410 POK(687, 1
6420 FOR=1 TO 5
6430 NEXT L
6440 POK(687, 0
6450 POK(687, (16*14) OR 0R5
6470 FOR=1 TO 5 NEXT L
6480 T18*000000 RETURN
41000
7010 PRINT * NUCLEAR POWER STATION *
7020 PRINT * FUNCTION SIMULATOR *
7030 PRINT PRINT BY SLOPPENHEIMER PRINT PRINT PRINT
7040 FOR=0 TO 10000 NEXT
7070 RETURN
7900 END
8000 NR=ER-5.5 CT=71
8010 CT=1-P=2+ER NR=NR+1 F1=PRINT
8050 IF CT-LT=10*(F1+5) THEN FL=1-LT=71 NR=0
8055 IF CT-LT=10*(F1+5) THEN F2=0
8055 IF CT-LT=10*(F1+5) THEN NR=NR+1
8060 NR=NR-1
8065 IF FL(1) THEN FL=0
8065 IF RC(1) THEN RC=0
8070 RETURN
9000 PRINT ***** CONGRATULATIONS! *****
9010 PRINT ***** YOU HAVE SAVED *****
9020 PRINT ***** THE POWER STATION *****
10000 POK(7157.66

```



Reader Survey

We would like to know more about you. To that end the eccentric academic Boris Allan has devised a novel way of allowing you to express your views. It is all done by numbers.

All you have to do is fill in the boxes below, write a slogan, send the page, or a copy, to PCW and you stand a chance of winning a £10 gift voucher.

Boris Allan writes: Some magazines are more alike than others. For example, some magazines usually have better love stories than others and magazines with recipes tend to have knitting patterns — but not always.

Use your judgment to make such comparisons and fill in these boxes on a scale from 1 to 7. If two items are more or less identical give a score of 1; eg *Your ideal computer magazine* will always have *Bug free programs* put a 1 in that box.

If two items are totally different, or never go together, give a score of 7; eg if *Your ideal computer magazine* will never have *Old news* give a score of 7. If you do not know, give a score of 4. If you do not read one of the magazines leave the appropriate box blank.

Male

Female

Your Computer

Computer & Video games

Useful reviews

Old news

Interesting letters

Personal Computer World

Personal Computing Today

Bug-free programs

Badly set out

Computing Today

Sinclair User

Good articles

Popular Computing Weekly

Name

Address

Age: 15 and under

16 to 20

21 to 25

26 to 35

36 to 50

51 and over

Your ideal magazine
Your Computer
Computer & Video Games
Useful reviews
Old news
Interesting letters
Personal Computer World
Personal Computing Today
Bug-free programs
Badly set out
Computing Today
Sinclair User
Good articles
Popular Computing Weekly

What three things would you most like to see in *Your ideal computer magazine*?

1. 2. 3.

What three things would you not like to see in *Your ideal computer magazine*?

1. 2. 3.

Would you buy a binder to keep your copies of *Popular Computing Weekly*?
Yes No

Have you had difficulty finding copies of PCW. If so please say where
And now for the fun bit, which could win you some money. Pretend that you have been commissioned by a leading advertising agency to write a promotional slogan for *Popular Computing Weekly*.

My advertising line (in less than 15 words including the name *Popular Computing Weekly*) is

Now either cut out this page, or make a copy, and send it to *Popular Computing Weekly*, Hobhouse Court, 19 Whitcomb Street London WC2 7HF.

Street Life



The ebullient Tony Latham with neighbour and partner John Knight.

Their problems shared are soon solved

David Kelly talks to Tony Latham of the Computer Users' Club.

Someone must have once observed that the quickest way to learn about a person is to look at the place where they live.

Tony Latham's abode gives many clues as to his main enthusiasm. Tucked away in every corner of his living room are bits and pieces of computers. And there is evidence of his handiwork everywhere: the suite of furniture is home-made and the lowered glass ceiling hides a complex disco-lighting arrangement.

He cheerfully recalls that he has been involved with electronics all his working life. As an engineer he trains electronics apprentices. When Tony first became interested in microcomputing everyone was still having to design their own — the Latham computer cluttered up the bathroom for some time.

In July last year, Tony helped to set up the Computer Users Group. Despite the fact that they keep a low profile and do not advertise, knowledge of the group has spread by word of mouth. Now, 12 months after formation, the club has over 500 members.

The group offers a monthly newsletter and a friendly telephone or return-of-post problem-solving service.

Originally started by a small number of electronics students, who went their separate ways but stayed members, the Computer Users' Group has quickly become established as more than a local or regional group. Now it has members as far afield as the Outer Hebrides, Europe and even Africa.

Although members have all sorts of

machines, Tony thought it important to standardise the output from the group. For this reason, shortly after the club began, the BBC micro was selected as the common medium of the group.

Since the size of the Computer Users' Group has grown, it now takes three pairs of hands to keep it running — Tony, his wife Iris, and a neighbour, John Knight.

Most subscribers are professional or business people of one sort or another — chemists, headmasters, shop keepers, doctors. As a result, most of the information the club provides and disseminates in its monthly 15-page newsletter has tended to be applications-based.

Programs published by the club are thought out, not just to be of direct use, but also, it is hoped, to demonstrate different programming techniques.

When the idea of an educational Hangman program was thought up, one of the group, who is a conductor, provided a musical accompaniment for the game in three-part harmony. Another subscriber is using a micro to assist in the design of a zoo.

When Tony and his cohorts first decided that they wanted to help people in difficulties with their micros they thought of opening a shop.

When that proved to be too costly to set up, they organised the Computer Users' Group. With membership quickly increasing they are well pleased, and believe they are providing a much-needed service.

Membership costs £6 or £12 for either a six-month or twelve-month subscription.

For further details contact: Tony Latham, Computer Users' Club, 72 Sidmouth Road, Welling, Kent (Tel: 01-304 3910).

What's happening

Streetly Computer Club has been formed and meets every second Sunday at the Streetly Community Centre, Foley Road East, Streetly. For more details contact Paul Fitzmaurice, 86 Bankside Crescent, Streetly, Sutton Coldfield.

Putting on a joint show in Sussex

Six micro clubs in Sussex joined together to hold a mini computer show at Ifield School on Saturday, June 12.

John Heron, the organiser, was very pleased with the way the show went. More than 500 people turned up to see the exhibits.

Among the attractions were stands from the six local groups with almost every type of micro being demonstrated.

The Ifield School computer facility was represented by Dave Frith who kept seven Pets in continuous operation.

Because of the success of this first Ifield show, plans are already under way for another show next year.

The six groups involved were: Crawley ZX81 Users' Group. Contact John Heron, 23 Petworth Court, Bewbush, Crawley.

Mid-Sussex Micro Computer Club. Contact Bernard Langton, Tain, Broadwater Lane, Copsale, Horsham, Sussex.

Brighton Area ZX80/81 Users Group. Contact John Ireland-Hill, 145 Godwin Road, Hove.

Crawley Computer Club. Contact Chris Seager, 43 Jewel Walk, Bewbush, Crawley.

Bognor Computer Group. Contact Neil Vass, Greys Cottage, 38 Aldwick Avenue, Bognor.

Hassocks ZX Micro Computer Users' Group. Contact Paul King, 25 Fir Tree Way, Hassocks.

Below: there was plenty of interest at the Sussex micro show at Ifield.



Reviews

software

Fortune

AVC Software, PO Box 415, Birmingham.
Spectrum, 16K/48K, cassette.
Price £3.00.

It is an obvious move, when a new machine appears, for software houses to take the easy way out and simply modify their existing library of programs.

This program is one such example — it is a Spectrum version of AVC's 16K ZX81 program *Madame ZX81*.

AVC — one is always a little uncertain about buying programs from companies that hide behind a PO Box number — apparently specialise in learning programs. This is about the closest thing to a general interest title in their list.

The program begins by ascertaining the enquirer's vital statistics: name, sex, date of birth etc, and uses these to make predictions of the future.

After a few, not entirely successful attempts at humour, the fortune-teller displays a fairly accurate star-map of the relevant Zodiac sign, with personal details superimposed.

There follows a description of the victim's personality, with a set of positive characteristics listed randomly together with suitable messages.

The program closes with a hopeful request for money. Presumably one is to cross the computer's palm with silver!

Fortune starts and restarts automatically and is fully mug-trapped. Consequently, it should be safe enough with hordes of summer fair-goers seeking advance warning of the future.

Summary

A reasonable program for those who have actually got their Spectrum. The new machine is so much more advanced than the ZX81, however, that converting games for the ZX81 is not necessarily the best way of providing Spectrum software. KJ

Program Enhancement

R & R Software, 34 Bourton Road, Tuffley, Gloucester.
ZX81, 16K, cassette.
Price: £5.95.

The Program Enhancement Package, or P-E-P, is a selection of subroutines to give greater flexibility to the screen display of the ZX81.

The P-E-P tape includes the package itself and a demonstration program to illustrate the scope of the facilities offered.

There are six short machine-code programs included in the cassette: Scroll, Fill-screen, Clear-screen, Inverse screen,

Fill-background and Fill-foreground.

In order to use these routines within a program under development by a user, the P-E-P must be loaded before the programming session is begun.

The P-E-P begins at line 9980 so there is plenty of room to write programs before the routines. The first line of any program written after the P-E-P has been entered should be *Gosub 9980* in order to set up the P-E-P's mnemonics for the entry points to the subroutines and the control variables.


Scroll allows scrolling both up and down the screen. Fill-screen quickly fills the screen with any selected character. Clear-screen is a very fast clear screen facility.

Inverse-screen changes every character on the screen to its graphic inverse, and back again if used twice. A development of this will give a flash invert. Fill-background and Fill-foreground do just that within the same limits as those defined by the Fill-screen command.

The P-E-P cassette is supplied with an exhaustive booklet describing the use of the routines.

Summary

A useful selection of subroutines. Essential to anyone interested in graphics or animation on the ZX81. DK



Robot Zap

Available from Adda Home Computers Ltd, 154 Victoria Street, London W3 and other Vic20 dealers.
Vic20, cassette, 3.5K.
Price £3.95.

Robot Zap is one of six Vic20 programs written and sold by Simon Taylor of Taysoft. His name appears in some of the official Commodore Vic20 software lists.

The game uses joysticks or keyboard control. A rectangular box is created in red on the screen and ten black crosses, or

pylons, are placed randomly inside the rectangle. Five robots are then placed on the screen and, finally, you appear.

The robots are programmed to break all three of Asimov's famous laws of robotics. In other words the robots are trying to zap you. The robots are, however, somewhat simple and with very little skill you can lead them to crash into one of the pylons. If, by chance, or lack of attention, you are ever in trouble, you can press the joystick control button to jump elsewhere on the screen.

After a couple of goes, all the intricacies of this game had been mastered. This is one of those games for a 3.5K Vic20 which would be fine and interesting to study if one could copy the listing out of a magazine. It is not worth spending £3.95 on it.

Another of Simon Taylor's programs is called *Alien Blaster*. This also sells for £3.95. The saving grace of this package is that both *Robot Zap* and *Alien Blaster* can be bought on the same cassette for £4.95.

Alien Blaster is a far more interesting game which makes impressive use of the Vic's graphics and sound facilities. In the centre of the screen are your laser gun sights. Alien spacecraft appear on the screen one by one.

With a bit of effort on the joystick you can pull the alien ships into your sights and fire at them. The game is a race against your dwindling energy reserves. You start off with 200 units of energy but every shot uses up 10 units. The alien craft fire back and every hit takes 60 units off you.

You can replete your resources by destroying the alien ships. For a program written in Basic on a 3.5K Vic it is quite impressive and certainly better value for money than many of the other Vic programs or cartridges on the market. You can choose for yourself whether to buy *Alien Blaster* by itself for £3.95 or *Robot Zap* and *Alien Blaster* together for £4.95. D

Bltz

Commodore, 675 Ajax Avenue, Slough Trading Estate, Slough, Berkshire.
Vic20 (no Ram expansion required).
Price £4.99.

As the pilot of a bomber plane, your objective in this game is to flatten the city below so that you can land without crashing. The plane descends with each pass over the city, so if you fail to destroy the city you will crash into the side of a building.

This simple and addictive program is one of the better games in the Commodore stable. It is difficult, but not impossible, to succeed in landing the plane. The problem is that you can only release one bomb at a time, and you cannot drop a second bomb until the first one has exploded. E

Reviews

hardware

Your Own Computer

By Michael Waite and Michael Pardee.
Sams, 222pp, p/b.
Price £5.55.

Little known in this country, Howard Sams is one of America's largest and most prolific computing publishers.

On the whole their publications tend to look rather unappealing — and this book is no exception. The impression from a casual view is that the design and presentation are anything but eye-catching.

The book is a fairly important one, however. It provides a reasonably successful beginners guide to microcomputing, combined with a brief buyer's guide.

The main drawback of *Your Own Computer* is that the view it takes is primarily an American one. There are books published in this country, such as *The Personal Computer Book* by Robin Bradbeer, which deal with the topic in a more informative and relevant way for a UK reader.

However, it does offer a very interesting picture of home computing in the US. The authors look at 30 computers commonly found in American homes. Although the list includes well-known machines such as ZX80s, Ataris, TRS80s and Apples, it also includes less familiar ones, such as Cromemcos. Costing as much as £10,000, these higher priced micros are apparently not unusual additions to American domestic life.

Summary

Although it may not be as useful to micro owners in the UK as it has been to those in America, the book is still worth a look. KJ

Keyboard Repeat


Haven Hardware, 4 Asby Road, Asby, Workington, Cumbria.
Price £3.50 (kit) and £4.95 (built)

A device which makes the keys of a ZX81 repeat after a certain time can be very useful.

Just think over the number of times that you have had to slowly tap the cursor keys to get back to a mistake in order to amend it.

Another use is when making up Rem statements for use with machine code where up to 256 characters have to be entered to store the code at the beginning of a program.

This little printed-circuit board, approximately one inch square, will provide this facility if you are willing to pick up a soldering iron. The board has to be soldered to nine points on the ZX81's printed-circuit board. Five of these links go to the data lines from the ZX keyboard and two



Making black on white become white on black, the Inverse Video Module (left).

go to the +5 and 0 volts. The other two are attached to two control signals beneath the Z80A microprocessor.

Fitting these connections is fairly straightforward if you have used a soldering iron before. If you have not, then there is a problem, since the brief instructions will give you no help at all.

Again, the building of a kit will cause no problems to those used to a soldering iron.

On the review model there were no sockets even though the instructions included with the kit say they are recommended. The capacitors were also soldered vertically instead of being laid flat on the board, as shown in the diagram supplied with the unit. This made it impossible to close the case unless the printed-circuit board was turned round, so that the capacitors were against the ZX81's circuit board.

Once fitted, the board worked well and every key repeats even when used with Shift.

Summary

The board works very well when fitted beneath the keyboard on the ZX81 and will even work with other keyboards fitted. Built kits could, however, be assembled so that they can be fitted more easily. The instructions also need some revision to be more explanatory than at present. SA

Inverse Video Module

Haven Hardware, 4 Asby Road, Asby, Workington, Cumbria.
Price £4.95

This unit, about the size of a 10p piece, is supplied fully assembled and ready to solder on to the video modulator of a ZX80 or ZX81.

The simple connections to the printed-circuit board are: (a) +5 volts, (b) 0 volts, (c) video in from the printed-circuit board, and (d) video out to the metal-canned video modulator.

Only one alteration has to be made to the ZX81 circuitry, which is to remove the video input wire coming out of the modulator from the printed-circuit board. This is then connected to the inverse video module instead.

The printed-circuit board is small enough to fit underneath the video modulator inside the case.

The instructions are simple enough to follow, but no hints on soldering are given. A change-over switch can be fitted if required to switch between inverse video and normal. This is not included in the kit, but a suitable switch can be obtained in any electrical store.

The one problem encountered with the unit was its instability. The 4700 pF capacitor required changing to a 0.1 μ F. After this, the video could be adjusted by means of the variable resistor into the inverse video range. All this should be done of course after the power has been switched on again after soldering.

Summary

This is a useful unit, allowing the use of a ZX81 on tvs previously considered unusable because of their high sensitivity. However, it is debatable that inverse video, in this case white on black, is, as claimed by the manufacturer, clearer to see than the more usual black on white. The instructions could be better and clearer. Problems, such as that found with the capacitor, could be avoided by testing the units more thoroughly. The price is quite cheap and well within the ZX users price range. SA

POPULAR
Computing
WEEKLY

BACK NUMBERS

MAKE SURE OF A
REAL COLLECTORS' ITEM —
THE FULL SET OF PCW

We will mail any of the numbers you're missing
from Issue 1 to the latest — for just 50p an
issue, including p & p.

Send cheques/Postal Orders to:

Back Numbers
Popular Computing Weekly
Hobhouse Court
19 Whitcomb Street
London
WC2 7HF

**KEMPSTON
(MICRO)
ELECTRONICS**



NEW ZX SPECTRUM HARDWARE

AVAILABLE NOW — A 24 LINE
INPUT/OUTPUT PORT, WHICH MAKES
USE OF THE BASIC COMMANDS
IN AND OUT ON THE SPECTRUM

The Port is built around a M.O.S. chip which imposes virtually no
D.C. load on the datalines. The device is Port Mapped and can be
configured in a variety of modes dependent on the particular
application. We must stress that this is not a modified ZX81 Port,
but a purpose built unit designed exclusively for the Spectrum (16
line I/O port is also available for the ZX81)

The prices for the above items are as follows:

ZX SPECTRUM USER I/O PORT £16.50
ZX 2 SLOT MOTHERBOARD..... £16.95
STACKABLE CONNECTOR..... £5.50

The prices are inclusive of VAT, but postage must be added at
70p for a single item, £1.00 for two or more items.

Cheques/Postal orders made payable to:
**KEMPSTON ELECTRONICS, 60 ADAMSON COURT,
HILLGROUNDS ROAD, KEMPSTON,
BEDFORD MK42 8QZ.**

SAE FOR FURTHER DETAILS.
Delivery 14 days from receipt of order. A. Pandaal, B.Sc P.G.C.E.

NEW!
FOR ZX81 USERS

BYGER BYTE 32K+ RAM PACK

Why put aside your 16K Ram pack when you can use it together with the new
Byger Byte 32K+ Ram pack?

THE RESULT BEING 48K OF MEMORY!

No trailing leads or wires — all you need do is plug the existing 16K Ram pack into
the back of the new Byger Byte 32K+ Ram pack and bingo! 48K of memory.

Uses existing power supply. The new 32K+ Ram pack is tested and guaranteed
with the following 16K Ram packs:

Byger Byte, Sinclair, Downsway.

For further information please ring us on 0252 514990

**Phoenix
Marketing
Services, Dept
PW15, Oaklands
House, Solartron
Road,
Farnborough,
Hants GU14 9QL.**

**£39.50
INCLUSIVE**



Please send me my Byger Byte 32K+ Ram Pack. I enclose
cheque/postal order for £39.50 (includes VAT, Postage & Packing).

Name

Address

Allow 28 days for delivery

Dept. E

Spectrum

Watching the characters as they grow . . .

Martin Houston explains how to create user defined characters.

This is a utility program called Chr\$maker for the ZX Spectrum.

Page 94 of the Spectrum manual gives a

simple three line program for creating user defined characters:

```
10 FOR N=0 TO 7
20 INPUT ROW: POKE USR "P"+N, ROW
30 NEXT N
```

In this case "P" is the graphic character that is re-defined.

But, this approach has several disadvantages. The value of Row has either to be worked out or entered in Bin format. In addition, there is no feedback to the user as the character is built up.

With my program a character can be built up and edited with a large screen

display showing how it looks. Binary strings input by the user are also displayed as eight decimal numbers suitable for defining the same character from within the user's own program, using the above mechanism.

The program is a fast and enjoyable way of defining and editing the Spectrum character set.

Incidentally, I wrote this program on the day after my Spectrum arrived. This shows how fast it is to get used to the Spectrum, particularly for anyone who has used a ZX81.

```
10 REM User defined character
making program
aa Rem @ Martin Houston, 14 West
an Close, Chelmsford, Essex.
15 PAPER 6
20 DIM c$(8,8): REM Matrix array
40 PRINT AT 0,9: "Character Maker"
50 PRINT "Input the 8x8 matrix
of the character a line at
a time. Using ""0""5""1"" to
make binary string.
Input ""9"" to t
he row prompt to stop"
55 BRIGHT 1: PRINT AT 10,12: "Be
sure to": PRINT AT 11,12: "fill
all rows": PRINT AT 12,12: "even
if blank.": BRIGHT 0
60 REM write grid
65 PRINT AT 7,3: "columns"
70 PRINT AT 8,2: "12345678"
80 FOR y=9 TO 16: PRINT AT y,1
:y-8; PAPER 7: "": NEXT y
90 PRINT AT 10,0: "r": PRINT AT
11,0: "o": PRINT AT 12,0: "w": PR
INT AT 13,0: "s"
95 REM array reading loop
95 DIM m(9): REM bugtrap
100 PRINT AT 21,0: "Which
row(1-8)?"
101 LET r$=INKEY$: IF r$="" THE
N GO TO 101
102 IF (CODE r$(49) OR (CODE r$
>57) THEN BEEP .5,1: GO TO 101
103 LET row=VAL r$: LET m(row)=
1
104 IF row=9 THEN GO TO 1000
105 PRINT AT 21,8: " 12345678
"
106 PRINT AT 21,0: "Row "; row
110 INPUT "Input row": c$(row)
120 FOR f=1 TO 8: IF NOT ((c$(r
ow,f)="1") OR (c$(row,f)="0")) T
HEN BEEP 1,-10: GO TO 110: REM c
heck for mistakes
130 NEXT f
```

```
200 REM display c$
205 PRINT AT 8+row,2;
210 FOR x=1 TO 8: IF c$(row,x)=
"1" THEN PRINT "█";
215 IF c$(row,x)="0" THEN PRINT
" ";
217 NEXT x
220 GO TO 100
300 REM character production
310 DIM a(8): REM for holding t
he numbers to be poked
320 FOR r=1 TO 8
325 LET a(r)=0
330 FOR i=0 TO 7
340 IF c$(r,8-i)="1" THEN LET a
(r)=a(r)+2^i: REM conversion of
binary string to decimal
350 NEXT i
360 NEXT r
400 REM ask which graphic lette
r
410 INPUT "Please input the gra
phics set letter to be redefin
ed. (A-U)": l$
415 REM assignment of graphic
420 FOR t=0 TO 7
430 POKE USR l$+t,a(t+1)
440 NEXT t
500 CLS: PRINT AT 10,10: "OK "
l$; " now assigned "; CHR$(144+(C
ODE l$-65))
505 PRINT "Decimal data of thi
s character is ": FOR d=1 TO 8:
PRINT a(d); " ";: NEXT d
510 INPUT "Another run (Y/N)": q$
520 IF q$(TO 1)="Y" THEN RUN
530 BEEP .3,10: CLS
540 GO TO 9999
1000 LET flg=0: FOR f=1 TO 8: IF
m(f)=0 THEN LET flg=1
1005 NEXT f
1010 IF flg=1 THEN PRINT AT 21,0
: " *** 9999 ***
": BEEP .9,-8: LET flg=0: GO TO 1
00
1020 PRINT AT 21,0: " ** T
HINKING **": GO TO 300
```

Reader's contribution

From circles into cones

This program enables you to draw two cones on the screen. You are free to select the colour, size and tilt of the cones.

The cones are created by drawing circles of steadily diminishing size. The maximum circle size is 50.

Andrew Astrand

```
10 INPUT "ENTER INK COLOURS OF
THE CIRCLES": A,B
20 INPUT "ENTER BORDER AND PAP
ER COLOURS IN THAT ORDER": C,D
30 INPUT "ENTER THE SIZE OF TH
E CIRCLES": S,S2
40 INPUT "ENTER TILT OF THE FI
RST AND SECOND CONES": T,T2
50 CLS: LET X=50
60 CIRCLE X,0,S
70 LET S=S-1: IF S=1 THEN GO T
O 100
80 LET X=X+T: IF X=200 THEN G
O TO 100
90 GO TO 60
100 LET X=200: INK B
110 CIRCLE X,0,S2
120 LET S2=S2-1: IF S2=1 THEN G
O TO 100
130 LET X=X-T2: IF X=0 THEN G
O TO 100
140 GO TO 110
```



MAXIMUM CIRCLE SIZE = 50

CONES
© ANDREW ASTRAND
AGED 12

Open Forum

Open Forum is for you to publish your programs and ideas.

It is important that your programs are bug free before you send them in. We cannot test all of them.

Contributions should be sent to: Popular Computing Weekly, Hobhouse Court,
19 Whitcomb Street, London WC2H 7HF.

How to contribute

Each week the editor goes through all the programs that you send to Open Forum in order to find the Program of the Week.

The author of that program will qualify for **DOUBLE** the usual fee we pay for published programs.

(The usual fee is £10.)

Presentation hints

Programs which are most likely to be considered for the Program of the Week will be computer printed and accompanied by a cassette.

The program will be well documented, the documentation being typed with a double spacing between each line.

The documentation should start with a general description of the program and then give some detail of how the program has been constructed and of its special features.

Listings taken from a ZX Printer should be cut into convenient lengths and carefully stuck down on to white paper, avoiding any creasing.

Please enclose a stamped, self-addressed envelope.

Code Cracker

on ZX81

Code Cracker is the standard Mastermind game in which the computer generates a code using the numbers 1 to 6. The computer gives clues in the form of the number of blacks or whites you get; blacks are where you get both the number and position correct, whites are where you get only the number correct.

You have ten guesses at the code after which the code will be revealed. For each attempt you are asked for your guess in the form "1234" or you may enter "R" to reveal the code and end the game.

Program notes

Lines 10 to 50 set up the main variables
Lines 60 to 80 set up the random code which you must guess

Lines 120 to 180 ask for and accept your entry
Lines 170 to 250 count the number of blacks scored
Lines 260 to 340 count the number of whites you scored

Lines 350 to 420 decide if you scored four blacks or you ran out of guesses and give the option of another game.

```

10 LET C$=""
20 LET Q=PI-PI
30 LET U=CODE ""
40 LET E=CODE ""
50 LET R=CODE ""
60 FOR N=U TO E
70 LET C$=C$+STR$ (INT (RND*CO
DE ""+U)
80 NEXT N
90 CLS
100 PRINT TAB R+R; "CODE CRACKER"
"; AT U+U,0; "CODE GOES BLACK W
HITE"
110 FOR N=U TO R+R
120 PRINT AT 20,R; "ENTER CODE E
G, ""1234"" OR ""R"" TO REVEAL"
130 INPUT G$
140 IF G$="R" THEN GOTO 370
150 IF LEN G$<E THEN GOTO 130
160 PRINT AT 20,R; "
"; AT N+
3,0;G$;TAB 7;STR$ N;
170 LET B=0
180 LET W=0
190 LET D$=C$
200 FOR X=U TO E
210 IF G$(X) <> D$(X) THEN GOTO 2
50
220 LET D$(X)="7"
230 LET G$(X)="8"
240 LET B=B+U
250 NEXT X
260 FOR X=U TO E
270 FOR Z=U TO E
280 IF D$(X) <> G$(Z) THEN GOTO 3
20
290 LET D$(X)="9"
300 LET G$(Z)="0"
310 LET W=W+U
320 NEXT Z
330 NEXT X
340 PRINT TAB 14;B;TAB 21;W
350 IF B=4 THEN GOTO 390
360 NEXT N
370 PRINT AT N+R,0; "CODE: ";C$
380 GOTO 400
390 PRINT AT N+R,0; "WELL DONE"
400 PRINT "AGAIN N/A"
410 INPUT A$
420 IF A$="" THEN RUN

```

Code Cracker
by Ian Hunter

CODE CRACKER

CODE	GOES	BLACK	WHITE
1122	1	0	0
3344	2	1	1
5566	3	2	0
4351	4	0	2
5546	5	1	1
3244	6	1	1
3266	7	3	0
3466	8	4	0

WELL DONE
AGAIN N/A

Open Forum

Accounts

on Vic-20

This program is designed to run on the basic Vic20. The program allows for account data to be read from a cassette tape or for a new set of data to be started.

Once the account data has been read from cassette or the new balance is typed in the user is given the option to display the account on the screen, input new credit or debits, or to stop the program by dumping the account data back on to tape. Full use is made of Vic colour and once the program is completed the screen is automatically returned to normal.

The program has prompts to help the user operate the program. The account data held includes either the cheque number involved or a simple explanation of the transaction, the sum involved and the current balance.

If account data has previously been dumped to tape this data can be reread into the program. When the program is stopped the closing routine asks for a filename to be used on the tape — eg. 4TH JUNE or JUNE01.

For added clarity all credit sums are displayed in green and debit sums in red with reverse on. On a black and white TV it is still possible to differentiate which is which by the light or darker shading.

If you are using the program for the first time you set your present account balance, then type in the credit or debit transactions, you then can display the information and/or dump the information to tape.

Due to the basic Vic20 limitation on user available Ram the program is restricted to three pages of account data — 45 entries. This restriction can be overcome if you dump the current data on to cassette, rerun the program, type in the current balance and then continue. The account is capable of handling any sums up to £9999.99.

When displaying the account if there is no data on the page the user requests the instruction is ignored. A lower numbered page must be typed. If there is no data held in the account you cannot display it. You must first type in a credit or a debit.

Line 5 Set up account data arrays. D= Account details, N= Sums involved and CD= Records whether sums are credits or debits.

Lines 15 to 65 User is given the option to read data from cassette or reset (new) balance.

Lines 190 to 605 Program is now operational and the user is asked what he wants to do (see 540 to 580).

Lines 2000 to 2610 This is the routine for accepting credit/debit data into the account program. Traps are provided to ensure the cheque number or event equals 8 characters and that only CR for credit or DR for debit is typed.

Lines 2700 to 2950 Calculation of the credit or debit

to next page

Accounts

by Keith Hall

```
5 DIM D$(46),N(46,2),CD$(46):POKE36879,255
15 PRINT"#####ACCOUNT PROGRAM"
20 PRINT"001 = DATA FROM TAPE"
23 PRINT"002 = RESET BALANCE"
24 PRINT"#####TAPE TO BE AT START"
25 GOSUB9950 IFA#="1"THEN34 IFA#>"2"THEN25
30 INPUT"00TYPE BALANCE" BA:GOTO100
34 INPUT"00TYPE FILENAME" FA#
35 OPEN1:1,0,A#
40 PRINT"00READING ":A#
45 FORR=1TO75:INPUT#1,D$(R):IFD$(R)="END"THEN65
60 INPUT#1,N(R,1):INPUT#1,N(R,2):INPUT#1,CD$(R)
   RC=RC+1:NEXTR
65 CLOSE1:WA N(R-1,?)
100 POKE 36879,20:PRINT"###"
500 PRINT"0" TS="#####"
520 PRINTT# PRINT"   ACCOUNT PROGRAM"
530 PRINT"0" BY K W HALL" PRINTT#
540 PRINT"001=DISPLAY ACCOUNT"
550 PRINT"002=INPUT CREDIT/DEBITS" PRINT
580 PRINT"003=STOP PROGRAM" PRINTT#
600 GOSUB9950
605 A=VAL(A#):ONAGOTO4000,2000,9000:GOTO600
2000 RC=RC+1:POKE36879,200
2030 PRINT"#####CREDITS/DEBITS"
2040 IFR<45THEN2300
2050 PRINT"00LAST ENTRY"
2300 PRINT"00TYPE CHEQUE NO OR"
2310 PRINT"EVENT."
2311 PRINTTAB(13)"#####"
2312 PRINTTAB(11):INPUTD$(RC)
2313 L=LEN(D$(RC)):IFL<8THEN9900
2400 PRINT"00CREDIT/DEBIT "
2410 PRINT:INPUT"CR C: DR " :CD$(RC)
   15 IFCD$(RC)="CR"THEN2600
2416 IFCD$(RC)<>"DR"THEN2410
2600 PRINT"00TYPE AMOUNT"
2610 INPUT"00EG. 23.50 " :S
2700 IF CD$(RC)="CR"THEN 2750
2710 BA=BA-S:N(RC,1)=S:N(RC,2)=BA:GOTO2900
2750 BA=BA+S:N(RC,1)=S:N(RC,2)=BA
2900 PRINT"#####ANOTHER INPUT Y/N"
2920 GET A# : F A#=""THEN2920
2930 IF A#="Y"THEN 2000
2950 GOTO100
4000 POKE36879,25:PRINT"00TYPE PAGE NO. 0=STOP"
4005 GOSUB9950:IFA#>"3"THEN4000
4010 IFA#="0"THEN100
4015 IFA#="1"THENR1=1
4017 IFA#="2"THENR1=16
4020 IFA#="3"THENR1=31
4100 IFR1>R1THEN4000
```

Open Forum

from previous page

and the placing of the data into the correct position in the arrays. Finally the user is asked if there are anymore inputs.

Lines 4000 to 4810 Routine for displaying the account data on to the screen also setting the credits/debits in red or green with reverse on.

Lines 8000 to 8040 Subroutine for ensuring that all sums are displayed with the decimal points 'in line' one under the other.

Lines 9000 to 9070 Routine for closing the program and saving the account data on to tape. The user is asked to set the filename to be used.

Line 9000 Statement used to correct cheque/event details.

Lines 9950 to 9956 Get statement used as a subroutine to save bytes.

The following lines must be modified to increase arrays:

Line 5 Increase array sizes, 1 page = 15 entries. Array size to be number of pages X15 + 1. (1K = approx three pages)

Line 45 75 should be increase to equal array size.

Line 2040 45 should be increased to number of pages X15.

Line 4005 3 changed to the number of pages required. After 4020 insert lines for the number of pages required THEN R1 = should be increased by 15 each time. For page four R1 = 45.

Keyboard Bleeper

on Video Genie

This short machine code subroutine will make a short bleep every time a key is pressed. This is useful when touch-typing and the subroutine also debounce's the keyboard. The first listing is an assembly language listing of the program while the second is a Basic listing which can be typed in directly.

First I will give an explanation of the assembly language listing. Lines 300 to 700 change the keyboard driver pointer so that it now points to the bleeper subroutine. This means that every time the computer wants to know if a key has been pressed it will jump into the bleeper subroutine.

Lines 800 to 2100 search through eight bytes and checks to see if any of them contain a value other than zero. If it is found that one of them does contain a value other than zero then it signifies that a key has been pressed and control is passed on to line 2200.

The last section of the program makes the actual bleep sound. The reason it is so short is because it uses a call to Rom in line 2300. This call is usually only made when writing data to the cassette but since the sound box uses the same channels as the cassettes the Rom call can also be used to produce sounds.

The only thing that needs to be said about the Basic listing is that the memory size does not have to be set since the program does it by itself. The data value in line 50 can be changed to alter the length of the bleep.

```

4410 POKE36879,25:PRINT"ACCOUNT          PAGE "A$
4420 PRINT"DETAILS | CR/DR | BAL"
4425 PRINT"-----"
4430 R2=R1+14:C2$="███":IFR2=0THENR2=RC
4430 FORC=R1TOR2:K=N(C,1)GOSUB8000P1$=K1X=N(C,2)
GOSUB8000
4431 C1$="███"
4433 IF C1$(C)="DR"THENC1$="███"
4435 PRINTC$(C)TAB(2);C1$:P1$:C2$:TAB(2);K$
4450 NEXTC
4800 PRINT"#####HIT A KEY"
4810 GOSUB9950GOTO4000
8000 A$=RIGHT$(" "+STR$(INT(X))/4)
8030 B$=LEFT$(MID$(STR$(INT((X-INT(X))*100+.005))+
"00",2),2)
8040 C$="."X=A$+C1$+B$RETURN
9000 PRINT"ENCLOSING PROGRAM":INPUT"TYPE
FILENAME";A$:OPEN1,1,1,A$
4030 FOR R=1TORC:PRINT#1,D$(R)PRINT#1,N(R,1)PRINT#1,
N(R,2)PRINT#1,C$(R):NEXT R
9060 PRINT#1,"END":CLOSE1
9070 PRINT"REWIND TAPE":GOSUB9950:POKE36879,27
PRINT"X"END
9900 PRINT"EVENT MUST = 8 CHARS!":GOTO2300
9950 GETA$:IFA$=""THEN9950
9956 RETURN
9998 FORD=1TO0000:NEXTRETURN
    
```

Keyboard Bleeper by Roy Gardner

```

00100 ;KEYBOARD BLEEPER SUBROUTINE
7FD0 00200 ORC 7FD0H ;TOTAL BEEP
7FD1 00300 PUSH KC ;SAVE HL
7FD2 21097F LD HL,7FD9H ;MAIN PROG. START ADDRESS
7FD3 221640 LD (4016H),HL ;CHANGE KEYBOARD DRIVER POINTER
7FD4 00500 POP HL ;RESTORE HL
7FD5 00600 RET ;RETURN
7FD6 00700 LD HL,4036H ;KEYBOARD DRIVER ADDR
7FD7 213F40 LD HL,3801H ;KEYBOARD INPUT ADDR
7FD8 00900 LD HL,00H ;
7FD9 1600 LD HL,00H ;
7FE0 01100 LOOP1 LD HL,0 ;IN CURRENT BIT OF KEYB
7FE1 5F LD HL,R ;R
7FE2 A1 XOR HL ;HL
7FE3 73 LD HL,0 ;HL
7FE4 A7 AND HL ;
7FE5 200F JR NZ,LOOP1 ;IF A KEY PRESSED
7FE6 14 LD HL, ;
7FE7 20 LD HL, ;
7FE8 CB01 RLC C ;ROTATE LOCATION FOR KEY BEEP
7FE9 2217F LD HL,0 ;
7FEA 00 LD HL, ;
7FEB 0602 LD HL,0 ;
7FEC 0640F LD HL,0 ;
7FED 102E LD HL, ;
7FEE 03F40 LD HL, ;
7FEE 0260 LD HL, ;
10 POKE 16526,208:POKE 16527,127:BACK MAIN OF I/O ROUTINE
20 POKE 16561,208:POKE 16562,127:POKE 16599,127:POKE 16598,208:BACK
PROTECT MEMORY FOR I/O ROUTINE
30 FOR I=32770 TO 32761:INVD X:POKE I,X:BACK
40 DATA 229,33,217,127,34,32,64,225,201,33,54,64,1,1,56,22,0,10,95,174
;15,163,32,R,20,44,203,1,242,225,127,201,6
50 DATA 2:REM CHANGE THIS NUMBER TO ALTER LENGTH OF BLEEP
60 DATA 205,100,2,16,251,195,250,3
70 REM
    
```

Open Forum

Torpedo

on ZX81

Torpedo is a fast-moving graphic game which occupies less than 4K of the expanded ZX81. The idea of the game is to torpedo as many of the 15 ships as possible as they move across the top of the screen at different speeds.

You control the torpedo base at the bottom of the screen on the seabed and can move it to the left and right with the 2 and 4 keys. To fire a torpedo press 9. Make sure you don't waste your torpedos as you only have one for each ship.

One feature of the program is the full 24 line display. This is achieved by poking 16418 with 0. The memory location 16418 is one of the computer's system variables and has the job of remembering how many lines are in the lower part of the screen.

Many memory saving techniques have been employed, the most obvious of which is the use of PI-PI and PI/PI instead of 0 and 1. It is also cheaper in memory terms to say LET S=VAL"22" rather than LET S=22, a useful point to remember if you're running close to the limits of your computer's memory.

It is also worth noting that there is no limit to the number of print statements you can have in one line. This saves memory and also lets the program run faster.

The main repetitive loop of the program is from line 140 to 190. When 9 is pressed the variable C is set to 0 and then the main loop is made to include lines 100 to 140 which release and move the torpedo.

Maths Quiz

on Vic-20

This is a simple maths program for the unexpanded Vic20. First of all the program will print out a question either addition, subtraction, multiplication, or division.

The numbers chosen for the question will be in the range of 0 to 50 but this can easily be changed by changing the value in the *Rnd* statements from 50 to whatever. If the answer that you input is equal to the answer then the computer makes a sound and prints the big tick.

If you answer wrongly then the computer makes a lower sound and prints a big cross. This program takes up about 1 3/4K.

Reflections

on ZX81

This program allows you to create your own patterns. It is deliberately short so that as much of the memory of the 1K machine

to next page

Torpedo

by Ian Benyon

```
5 POKE 16418,PI-PI
10 LET S=VAL "22"
20 LET H=VAL "12"
30 LET I=VAL "5"
50 LET A=PI-PI
55 LET T=PI/PI
60 LET SC=A
70 LET G=VAL "2"
85 FOR N=A TO VAL "31"
90 PRINT AT VAL "23",N;" ";AT
I,N;"-"
91 NEXT N
92 FOR F=T TO VAL "15"
93 PRINT AT A,A;"SHIP NO. ";F;
AT A,22;"SCORE=";SC
95 LET Z=VAL "(RND*3+1)/G"
96 LET O=A
97 LET C=T
98 LET Y=VAL "20"
99 GOTO VAL "140"
100 IF Y<>20 THEN PRINT AT Y+G,
X;" "
103 PRINT AT Y,X;"0"
104 IF Y=I THEN GOTO VAL "200"
105 LET Y=Y-G
130 NEXT M
140 FOR M=A TO VAL "25" STEP Z
144 IF INKEY$="2" AND S>PI/PI T
HEN LET S=S-G
145 IF INKEY$="4" AND S<VAL "26"
THEN LET S=S+G
150 PRINT AT VAL "5",M;"
AT I,M;"---";AT 22,S;"
155 IF C=0 THEN GOTO VAL "100"
160 IF INKEY$="9" THEN LET C=0
165 LET X=S+VAL "3"
170 IF C=0 THEN GOTO VAL "100"
190 NEXT M
195 GOTO VAL "280"
200 IF X>=INT M+G AND X<=INT M+
VAL "5" THEN GOTO VAL "250"
210 GOTO VAL "280"
250 FOR N=T TO VAL "15"
255 PRINT AT H,H;"
H,H;" * HIT *";AT
265 NEXT N
266 PRINT AT H,H;"
270 LET SC=SC+T
280 PRINT AT I,M;"-----";AT VA
L "5",M;"
VAL "25";"-----";AT I,X;"-";AT I
L "26";"
290 NEXT F
300 PRINT AT 10,6;"YOU SCORED "
;SC;AT 14,T;"PRESS ANY KEY TO
310 IF INKEY$="" THEN GOTO VAL
"310"
320 CLS
330 RUN
```

Maths Quiz

by Neil Sibley

```
1 PRINT"Q1 MATHS QUIZ":POKE36879,8
2 PRINT"PRESS ANY KEY TO START":PRINT
"RBI"
4 GETA$:IFA$=""THEN4
20 B=INT(4*RND(4)+1):ONBOOTD101,201,301,401
100 REM ADDING
101 Q=INT(50*RND(1)+1):W=INT(50*RND(1)+1)
```


Open Forum

PROGRAM OF THE WEEK

```

10 CLS
20 PRINT AT 2,11;"LABYRINTH";T
30 INPUT L
40 IF L<1 OR L>5 THEN GOTO 30
50 FAST
60 CLS
70 DIM A(19,19)
80 FOR N=1 TO 100
90 LET Y=INT (RND*19)+1
100 LET X=INT (RND*19)+2
110 IF (Y=9 OR Y=10) AND (X=18
OR X=19) THEN GOTO 90
120 LET A(Y,X)=1
130 NEXT N
140 LET Y=10
150 LET X=1
160 LET R=Y
170 LET U=X
180 LET C=0
190 SLOW
200 PRINT AT 20,0;"
";AT 0,0;"
";
210 FOR N=1 TO 19
220 PRINT "
";
230 NEXT N
240 PRINT AT 10,20;" "
250 FOR N=1 TO 5-L
260 LET C=C+1
270 LET Z=X
280 LET T=Y
290 LET Y=Y+(INKEY$="6")-(INKEY
$="7")
300 LET X=X+(INKEY$="6")-(INKEY
$="5")
310 IF Y=10 AND X=20 THEN GOTO
470
320 LET Y=Y+(Y<1)-(Y>19)
330 LET X=X+(X<1)-(X>19)
340 IF A(Y,X)=1 THEN LET X=Z
350 IF A(Y,X)=1 THEN LET Y=T
360 PRINT AT T,Z;" ";AT Y,X;"0"


```

Labyrinth
by Ian Hunter

```

370 NEXT N
380 LET E=R
390 LET S=U
400 LET U=U+(U<X)-(U>X)
410 LET R=R+(R<Y)-(R>Y)
420 IF A(R,U)=1 THEN LET R=E
430 IF A(R,U)=1 THEN LET U=S
440 PRINT AT E,S;" ";AT R,U;"X"
450 IF R=Y AND U=X THEN GOTO 49
3
460 GOTO 250
470 PRINT AT 10,19;" ";AT 10,20
;"0";AT 1,25;"YOU";AT 3,23;"ESCA
PED";AT 5,25;"IN";AT 7,25;"C";AT 9
,24;"MOVES"
480 GOTO 500
490 PRINT AT 3,25;"YOU";AT 5,25
;"HAVE";AT 7,25;"BEEN";AT 9,24;"
CAUGHT"
500 PRINT AT 13,23;"ANOTHER";AT
15,24;"GAME";AT 17,24;"ENTER";A
T 19,22;"Y" OR "N"
510 INPUT A$
520 IF A$<>"N" THEN RUN

```



YOU
ESCAPED
IN
239
MOVES
ANOTHER
GAME
ENTER
"Y" OR "N"

Win the great new ZX Spectrum

All you have to do to enter this award scheme is send us a program in one of the following categories: (a) Games; (b) Educational/Scientific; (c) Business/Office; (d) Utility.

Programs for each category should be accompanied by a cassette, a copy of the listing and full documentation. Points will be awarded for use of machine code, innovation, structure and ease of use.

The overall winner will receive a ZX Spectrum and Printer. Individual category winners will be awarded £30 of software, and 24 runners-up will receive programming merit awards.

This is the final competition coupon. To enter the competition, you must send in your program together with any four differently numbered coupons to:

Popular Computing Weekly,
Programming Award Scheme,
Hobhouse Court,
19 Whitcomb Street,
London WC2.

Rules

1. There is no limit on the number of entries you can send in, but each entry must be accompanied by four differently numbered competition coupons.
2. Closing date for entries is August 16, 1982.

3. The names of the winners will be announced in the September 16 issue of Popular Computing Weekly.
4. The Judges' decision is final.
5. No employees of Sunshine Publications Ltd, or their families, will be eligible to enter the competition.



Popular Computing Weekly Programming Award Scheme

Fill in this coupon. When you have collected four differently numbered coupons, send them with your program to: Popular Computing Weekly, Programming Award Scheme, Hobhouse Court, 19 Whitcomb Street, London WC2.

NAME:

ADDRESS:

PROGRAM CATEGORY:

5

Programming

How to pass Go and collect 200 variables

David Lawrence explains how to use variables as Goto and Gosub destinations.

When Sinclair first produced the ZX81, not a few people expressed the opinion that the way in which Goto destinations were expressed was extravagant and unnecessary. After all, it was argued, all that is really needed to cope with destinations in the range 1-9999 is two bytes — the line numbers themselves are only two bytes long.

What possible use could there be for the way in which the ZX81 allowed anything which could be interpreted as having a numerical value to be used as the destination for a Goto? Goto 30, for instance, could also be expressed as Goto code '2', Goto val "30", Goto X, Goto 5+2+5, Goto 2*X+(Y/3), Goto A(3,5) and an infinite variety of other expressions. The same is true for Gosubs.

At first sight this seems like sheer overkill. In fact, it is a reflection of Sinclair's philosophy of providing the user with real flexibility to compensate for the ZX81's limitations. Many other micros, for instance, provide a useful command usually known as 'On... Goto' (sometimes Goto... Of) which allows one of a variety of destinations to be chosen on the basis of a simple condition:

```
ON X GOTO 100,210,350,470,580
```

This means that whenever X is in the range 1-5, program execution will jump to the Xth destination shown, otherwise the instruction will be ignored. This has the effect of replacing, in this particular case, five If... Then instructions:

```
IF X=1 THEN GOTO 100  
IF X=2 THEN GOTO 200 etc.
```


The ZX81 has no such command. But the extraordinary flexibility of the way in which Goto destinations can be expressed does open up a variety of possibilities. On... Goto itself can be simulated quite simply in 2 lines such as:

```
10 LET A$="100210350470580"  
20 GOTO VAL A$(X*3-2 TO X*3)
```

If there is a possibility of X falling outside the range of options the program is designed to cope with, or if you want a default destination, the following could be used:

```
10 LET A$="10021035047058030"  
15 IF X>6 OR X<1 THEN LET X=6  
20 GOTO VAL A$(X*3-2 TO X*3)
```

For anything other than the range 1-5, the program will now continue execution at



ZX81... the extraordinary flexibility of the Goto facility opens a variety of possibilities

line 30. It could equally have been made to jump back — for instance to a menu with only five alternatives.

For those programming in 1K it is also feasible to use Code values of single characters as destinations, provided that none of the destinations is greater than 255. A\$ would need only to have as many characters as there are choices for destinations. The Goto instruction would take the form Goto Code A\$(X).

It is often possible to design a program so that an input value can be used to directly determine a destination. Take the example of a program function to determine how many days have passed since the beginning of the year. The result is achieved by subtracting the number of days in the remaining months from 365. But, note how the jump to the correct month to start subtraction is achieved:

```
10 PRINT "NUMBER OF CURRENT MONTH?"  
20 INPUT M  
30 LET D=365  
40 GOTO 40+10*M  
50 LET D=D-28  
60 LET D=D-31  
70 LET D=D-30 etc.
```

Where the number of lines permits, it is also possible to structure a whole program to allow an input to directly determine the destination for a Goto or Gosub. Take the example of a program which has a 'menu' of five functions:

```
100 PRINT "INPUT CHOICE OF FUNCTION"  
110 INPUT X  
120 GOSUB X-500  
130 GOTO 100  
500 SUBROUTINE 1  
1000 SUBROUTINE 2  
1500 SUBROUTINE 3  
2000 SUBROUTINE 4  
2500 SUBROUTINE 5
```

It is sometimes possible to base the calculation of a Goto destination on figures

arising during the course of a program, though this will often mean adopting a very irregular structure of line numbers. In the following example, the aim is to calculate the month in which a particular day of the year falls (the day having arisen as the result of previous calculations):

```
10 IF D<=10 THEN LET D=11  
20 GOSUB D*2  
21 STOP  
62 PRINT "JANUARY"  
63 RETURN  
118 PRINT "FEBRUARY"  
119 RETURN  
180 PRINT "MARCH"  
181 RETURN etc.
```

Note how D must in this case be multiplied by two in order to ensure room for the Return instructions — there can, of course, never be a case of D=31.5. If this had not been done, we might have mistakenly numbered the lines:

```
31 PRINT "JANUARY"  
32 RETURN
```

with the result that nothing would be printed for day 32.

This principle can be applied whenever the action to be taken by a program varies predictably according to the value of a known variable.

Finally, remember that the capacity to use variables as destinations for Gotos and especially Gosubs, gives you the opportunity to put some structure into your programs by using named subroutines. Having decided upon the name for a routine, declare that name as a variable at the beginning of the program and give it a value corresponding to the line number at which the routine commences. From then on you can use lines like Gosub Instructions which can help to make the functioning of a program much more comprehensible.

Sound & vision



Dumping it all on the printer

This is a simple program suitable for Pets and Vics which dumps the contents of the screen onto a printer. It consists of two interactive loops, one for the length of each line and one for the number of lines

on the screen. The main routine inside these loops peeks each position on the screen in turn, and converts the value into the correct chr\$ code for printing.

Line 10160 adjusts the print output so that graphic characters join up vertically on the Commodore 4022 printer. I assume there is a similar process for the Vic printer. Line 10440 resets the 4022 printer to normal. When using the printer in this way the page throw facility is upset and so the top of the form will need to be reset.

Vic owners will be able to convert the program so that the variables LL (line length) and NL (number of lines) can be calculated by peeking control registers 3 and 4 and masking out the unwanted bits.

In control register 3 (36866) bits 0-6 contain the number of columns in the video matrix. In control register 4 (36867) bits 1-6 contain the number of rows in the

video matrix. The following statements will calculate the values:

```
LL=(PEEK(36866) AND 127)
NL=INT(PEEK(36867) AND 127/2)
```

It should be possible to use this routine to dump Hi-res graphics onto the printer, but I have not tried it. I would like to hear if anyone has any success. Also, the top of screen variable will have to be altered, depending on the method used.

Pet owners with 80 column screens will need to omit lines 10200, 10220 and 10390, and change line 10340 to Print#1. Note that the Print# statements must be typed in full, ?# is not allowed.

The program can be added to the end of the user program which intends to call it or can be loaded after the screen is completed — as long as the user program is larger in size than the Screenprint program.

Ken Clark

```
10000 REM *** SCREENPRINT ** (C) KEN CLARK 1982
10010 REM
10020 REM TS = TOP OF SCREEN POINTER: FOR PET'S TS = 32768
10030 REM FOR VIC'S WITH MORE THAN 8K OF MEMORY TS = 1024
10040 REM OTHERWISE TS = 7680
10050 REM
10060 REM LL = LINE LENGTH: FOR VIC'S LL = 22
10070 REM FOR 40 COLUMN PET'S LL = 40 , FOR 80 COLUMN PET'S LL = 80
10080 REM
10090 REM NL = NUMBER OF LINES: FOR PET'S NL = 25 , FOR VIC'S NL = 23
10100 REM
10110 TS=32768:LL=40:NL=25
10120 REM
10130 REM *** OPEN PRINTER AND ADJUST SPACING FOR GRAPHICS ***
10140 REM
10150 OPEN 1,4:CMD1
10160 OPEN 6,4,6:PRINT#6,CHR$(24):CLOSE 6
10170 REM
10180 REM *** START SCREEN BOX ***
10190 REM
10200 PRINT#1," / ";FOR Z=1TOLL:PRINT#1,"-";:NEXT Z:PRINT#1," \"
10210 FOR VLOOP=1TONL
10220 PRINT#1," | ";
10230 FOR XLOOP=1TOLL
10240 REM
10250 REM *** GET A CHARACTER FROM THE SCREEN AND CONVERT ***
10260 REM
10270 R=PEEK(TS)
10280 IF R>191 AND R<224 THEN PRINT#1,"  ";CHR$(R);"■";:GOTO10320
10290 IF R>127 THEN PRINT#1,"  ";CHR$(R-64);"■";:GOTO10320
10300 IF R>63 AND R<96 THEN PRINT#1,CHR$(R+128);:GOTO10320
10310 PRINT#1,CHR$(R+64);
10320 TS=TS+1
10330 NEXT XLOOP
10340 PRINT#1," | "
10350 NEXT VLOOP
10360 REM
10370 REM *** FINISH SCREEN BOX ***
10380 REM
10390 PRINT#1," \" ";FOR Z=1TOLL:PRINT#1,"-";:NEXT Z:PRINT#1," / "
10400 REM
10410 REM *** CLOSE & RESET PRINTER ***
10420 REM
10430 CLOSE1
10440 OPEN10,4,10:PRINT#10:CLOSE10
```

Peek & poke

Peek your problems to our address. Ian Beardsmore will poke back an answer.

ER, WHAT DO I DO NOW PLEASE?

David Scott of Inverary Avenue, Glenrothes, Fife, writes:

Q I am at present the owner of a Tandy pocket computer, but I am considering buying a larger colour computer such as the ZX Spectrum, or a Vic20. I wonder if you could answer some questions for me.

Is there any memory expansion available for the Vic20 larger than 48K? Are there any plans to let the Spectrum or the Vic20 be suitable for other languages such as forth, CP/M or Pascal? What can the RS232 interface be used for, besides printers?

Have you any details of the Vic30 and the Vic64 new colour computers? What sort of price are they?

Are the Spectrum and the Vic20 capable of outside communication, ie modem? If so, who supplies them? Also, do you publish programs for the TRS80 pocket computer?

A A lot of questions to answer, but here I go. There is a disc drive available for the Vic20, which stores 174K, that can be accessed in 664 blocks. There is a review of the disc drive in our May 20 issue. The drive is available from Commodore, in Slough, for £396.

Commodore do a forth cartridge for the Vic and forth is available for the ZX81. So, a Spectrum version is very probable, given that ZX81 Basic is more or less a complete subset of Spectrum Basic.

CP/M is, to my knowledge, not available for the Vic. It is a Z80a-based system, so it is possible that it might be developed for the Spectrum in the coming months, especially once the microdrive is released.

An RS232 interface can be used for printers or for modem. While it is used to interface other peripherals, the printer option is the most common. Depending on the individual computer, the RS232 can be used for sound boards, extra graphic boards, control

packs and for the external control of anything from model railways to robots to Viewdata access.

I wrote about the Vic30 in PCW, July 15. The Vic64 is just a 64K version of the Vic10 with all the Ram onboard, and 20K onboard Rom. It can control two joysticks and four paddles. The price being discussed is £500 and the provisional release date is early 1983.

At the moment, I do not know of any modem hardware actually available for the Vic20. As far as the Spectrum is concerned, the first models are only getting through now.

As for programs for the TRS80, we are happy to consider programs for any computer. It is sometimes said that we are monopolised by a few machines. What we publish reflects what we are sent. We cannot publish programs for machines if no one sends them to us.

TO ERROR IS HUMAN IS IT NOT?

Dave Webb of Stewart Avenue, Sandbach, Cheshire, writes:

Q I would like to know how to Poke the error code off the screen using a ZX81, in the same way you can on the ZX80.

A You cannot Poke the error code off in the same way as you can on the ZX80, or ZX80 with new Rom. If you want to move the error code, first ensure that you are in Fast mode. Next, make the last line of your program LET L=USR 681. When you have done this, the program will stop but there will be no error code.

OR TO BE HUMAN IS AN ERROR?

W E Rodgers of Sheldon Road, Dagenham, Essex, writes:

Q I have two points about which I would like your opinion.

Firstly, in the faulty Rom test in the May 13 issue of PCW, the line Print 2*32-1 gives an answer rounded up to

4294967300 not 4294967296 as stated.

Secondly, in the program Music 2, for the ZX81, I keep getting an error code 2/ followed by a line number. The line number that follows is always a line that reads NEXT N ie 2/630 but it is not always the same line number.

A The answer to your first question is that your Rom should be all right. The correct answer was worked out the old fashioned way by pencil and paper. Because the ZX81 is only accurate to 9 places, it has to round up or down any digits after that (see letters PCW, July 3).

The second problem is caused by a printing error. The +1 should go inside the outer set of brackets, so the line should read:

```
10 GOSUB 100*(INT(RND*9)+1)
```

This generates a whole number between one and nine and then multiplies it by 100. The form as printed gives a number between nought and eight, multiplies this by 100 and then adds one.

So, if the number six is generated this will become 600 plus one. The computer is trying to Gosub 601, but it cannot, so it goes to the next command working on from there. When it gets to line 630 it shows an error code because it has not been to 600 and therefore does not know what N is.

TO B OR NOT TO BE, THAT IS . . .

M Hubbard of Robert Adam Crescent, Hulme, Manchester, asks:

Q Please could you explain to me the difference between a model B BBC micro-computer, and a model A micro with a £35 16K memory expansion — apart from the obvious £65 and the printer port. How easy is it to upgrade the model A to the B? I am interested because, apart from financial considerations, there is less demand for the A and so less waiting time.

A Essentially, the difference between the two is the much greater flexibility of

the model B. It has several ports and interfaces that the A does not possess.

The first and probably most useful extra is the Acorn Tube, which allows the use of a second processor. This second processor does not have to be a 6502, but could for example be a Z80a. This automatically opens up the vast field of CP/M for the Beeb micro. It also makes the operating times a lot faster because the first 6502 chip does not have to stop calculating to output data. The calculations can all be done simultaneously by the second processor.

The model B also has an RS232 port for use with a serial printer or modem. Other extras include an RGB output for monitors and an analogue port for use with joysticks or laboratory instruments.

When you pay the extra for the model B you are paying for potential, as represented by the extra ports. Whether you think it is worth the extra money is up to you, but perhaps you can now understand why the model B is out-selling the model A by about two to one.

It will probably become possible to upgrade the model A to near the specification of the B by using mother boards with additional ports as and when they come on to the market. This will I'm sure, in the long run cost more, and I doubt if the Acorn Tube will ever become available.

STOP agonising over that nagging problem. Write to Ian Beardsmore at Peek & poke for the answer. Letters should be as brief as possible and include full name and address. Try and limit yourself to one question per letter. Write to: Peek & poke, Popular Computing Weekly, Hobhouse Court, 19 Whitcomb Street, London WC2 7HF.

Competitions

It's cool to be a perfect square

A perfect square is a whole number, the square root of which is also a whole number — 4, 9, 16 and 25 are all perfect squares. Any whole number, multiplied by itself, gives a value which is a perfect square.

A number of familiar ideas are linked to that of perfect squares. Noughts and crosses is played on an area of nine cells arranged in three rows of three. This is said to be a square of order 3. Similarly, a chessboard is a square of order 8, and the oriental game of Go is played on a grid of order 16.

Let us take a look at some of the properties of square numbers. First, write out the eleven numbers 0 to 10 and, underneath write their squares.

n 0 1 2 3 4 5 6 7 8 9 10
n² 0 1 4 9 16 25 36 49 64 81 100

Notice how the last figure of each of the squares runs in the sequences: 0, 1, 4, 9, 6, 5, 6, 9, 4, 1, 0. This can be useful as a negative check that a number is not a perfect square.

If the last figure of any number is either 2, 3, 7, or 8 then that number cannot be a perfect square.

A similar check can be carried out using the digital root of a number. To find the digital root add together each of the digits, and then, if this total has more than one digit, add these digits together until a single digit remains. For example, the digital root of 734482149036 is:

7+3+4+4+8+2+1+4+9+0+3+6 = 51
= 5+1 = 6.

This tells us that the number cannot possibly be a perfect square. To see why, here is a

program that finds the digital roots of successive square numbers up to 900. If you run it you will see that the digital roots fall in to a cyclical sequence comprising just four different digits. If our digital root is not one of these, then that number cannot be square.


```
10 FOR N = 1 TO 30
20 LET AS = STR$(N * N)
30 LET A = 0
40 FOR M = 1 TO LEN AS
50 LET A = A + VAL AS (M)
60 NEXT M
70 IF A > 9 THEN GOTO 200
80 PRINT A:
90 NEXT N
200 LET AS = STR$ A
210 GOTO 30
```

This provides us with a useful negative check.

Puzzle No. 15

Can you find (a) the lowest and (b) the highest perfect square that can be made using in each case the nine digits 1 to 9 (each digit is used only once, and zero is not used)?

Solution to Puzzle No. 11



The bee flies a total distance of 254,040 feet (48 miles 200 yards) — making it an incredibly industrious insect.

The program to give the solution works by incrementing D by 2 to give the distance between each successive flower. This is added to H to give the distance to the hive and twice

this distance (to allow for the return journey) is added to T, the total distance flown.

The program stops as soon as H exceeds 5280 ft (1 mile).

```
10 LET T = 0
20 LET H = 1
30 LET D = 1
40 LET T = T + 2 * H
50 LET D = D + 2
60 LET H = H + D
70 IF H < 5280 THEN GOTO 40
100 PRINT "TOTAL DISTANCE "; T: " FEET"
```

Rules

The winner of the puzzle will be the reader who, in the opinion of *Popular Computing Weekly*, has submitted the best solution. Preference will be given to solutions which show how the entrant arrives at the correct answer.

Envelopes containing entries should be marked clearly with PUZZLE.

The closing date for the competition is Tuesday, August 10.

Winner of Puzzle No. 11

The winner is: Gary Jones, Green Way, Colne Engaine, Colchester, who receives £10.

Solution to Crossword No. 11

Across: 8 Ace, 9 Hourglass, 10 Elements, 11 Idle, 13 Screen, 14 Report, 17 Lens, 18 Pedigree, 20 Steelyard, 21 Par.

Down: 1 Lasers, 2 Teleprinter, 2 pH meter, 4 Dusty, 5 Age, 6 Cardiograph, 7 Isle, 12 Reminds, 15 Theory, 16 Relay, 17 List, 19 Sly.

Winner of Crossword No. 11

The winner is: L. Lightfoot, Lynwood Avenue, Clayton-le-Moors, Accrington, who receives £10.

CITIZEN PAIN

BY DAVID IRELAND and JAMES MACDONALD



SPECTRUM

Spectrum is a new, rapidly expanding group of independent retailers who specialise in selling a range of popular home computers.

Our group policy is simple: we won't be beaten on price and 'know-how'. We can make this claim because our bulk buying power ensures that we select and buy at the best prices and then can pass on the benefits to you.

We guarantee if you find an item advertised and in stock at any other retailer at a better price than us, we will match that price.

You will see we quote our prices both including and excluding VAT - no hidden 15% to suddenly uplift your bill but also making our prices easier to compare with our competitors.

To ease payment we accept Barclaycard and Access as well as our own Spectrum Charge Card. Longer term credit terms are also available.


We believe our product 'know-how' is crucial to you as a customer. In every one of our centres there are personnel who have been trained by the manufacturers or distributors themselves. So we know what we are talking about on the products we sell and can help every customer, including the complete beginner, find and understand the equipment to suit his or her needs. For us it's not just a matter of simply handing over a box and leaving you on your own to figure it out. Our service includes 'hands on' experience that we can pass on to you.

After sales care is also well catered for. Our own Spectrum Service Centres will insure that should your machine 'go down' we will get it up and running as quickly as possible. We can also offer extended warranties at reasonable prices.

When it comes to mail order delivery we use Securicor for despatch to anywhere in the British Isles. The cost is low and the service is good. Further details are available from your local shop at the time of ordering.

Finally, we should point out that although not every Spectrum centre carries every advertised item, they can always be obtained quickly from our central warehouse. If you have any difficulty, please telephone Spectrum Customer Service on (0727) 66645.

Spectrum Computer Group is a division of Spectrum (UK) Ltd - Britain's largest photographic retailing group.



The VIC 20 really is extraordinary value for money. It does so much for so little. It's fully expandable to 2716K user RAM, has a full size typewriter keyboard and plugs straight into your home TV.

COMMODORE VIC 20
£173.90
£199.99 INC. VAT

Micro-soft 'BASIC' is standard but additional machine language is available via plug-in cartridges. There is also a choice of other programs for chess, music and languages as well as games. Printer disk drive and other peripherals, software and books are all available to further expand your use and enjoyment.

VIC 20K cassette unit	£35.99	£44.95
VIC Printer (plain paper tractor)	£200.00	£236.00
VIC Single floppy disk drive (5 1/4")	£244.35	£286.00
32K RAM expansion cartridge	£20.04	£29.95
64K RAM expansion cartridge	£26.09	£44.95
128K RAM expansion cartridge	£65.17	£74.95
Super expander Hi Res cartridge	£30.99	£34.95
Joystick	£5.52	£7.50
Games paddles (pair)	£11.74	£13.50

GAMES		
Programmer's Aid cartridge	£20.29	£24.95
Machine Code Monitor cartridge	£20.29	£24.95
Introduction to Basic (1)	£12.00	£14.95
'Avenger' (ROM)	£17.35	£19.95
'Star Battle' (ROM)	£17.35	£19.95
'Jelly Monsters' (ROM)	£17.35	£19.95
'Super Lander' (ROM)	£17.35	£19.95
'Road Race' (ROM)	£17.35	£19.95
'Rat Race' (ROM)	£17.35	£19.95
'Blitz' cassette	£4.34	£4.99

BOOKS		
Learn Computer Programming with the Commodore VIC	£1.95	No VAT
VIC Revealed	£10.00	No VAT
VIC 20 Programmer's Reference Guide	£14.95	No VAT
VIC Computing Magazine	£0.95	No VAT

ATARI



Developed by the Company famous for its TV and arcade games the Atari Computers have superb colour graphics and facilities for the manipulation of visuals on the screen.

In-built 'player-missile-graphics' enable the user to compose games to very professional standards. Any key on the keyboard can be made to produce any character the user wishes on the screen. Atari Computers have an extra microprocessor onboard especially to enable these unique features. There are over 200 programmable colours and tones and a wide range of programmable sounds.

Plug a 'BASIC' cartridge in and you have a comprehensive computer.

ATARI 400

£217.30

£249.90 INC. VAT

The model 400 has 128K of RAM and a touch sensitive keyboard. The 600 model has a professional style typewriter keyboard and a memory which is user expandable to 48K. Add disk drives (up to 4) and a printer and you have a system of adequate power for business uses.

ATARI 800 128K COMPUTER (EXPANDABLE)	EXC VAT	INC VAT
ATARI 410 PROGRAM RECORDER	£43.70	£49.90
ATARI 810 DISK DRIVE	£43.48	£50.00
ATARI 822 THERMAL PRINTER	£26.03	£29.95
ATARI 850 INTERFACE FOR DOT MATRIX PRINTER	£20.43	£24.94
ATARI 16K RAM EXPANSION FOR 800	£17.35	£134.99
ATARI GAMES PADDOLES (PAIR)	£50.52	£54.95
ATARI GAMES JOYSTICKS (PAIR)	£12.13	£13.95
ATARI THERMAL PRINT PAPER (2 ROLLS)	£2.48	£4.00
ATARI 5 1/4" DISKETTES (5)	£12.91	£15.99
SOFTWARE		
INVITATION TO PROGRAMMING (1)	£10.87	£15.95
INVITATION TO PROGRAMMING (2)	£10.86	£22.95
CONVERSATIONAL FRENCH	£24.74	£28.95
CONVERSATIONAL GERMAN	£24.74	£28.95
CONVERSATIONAL ITALIAN	£24.74	£28.95
CONVERSATIONAL SPANISH	£24.74	£28.95
MUSIC COMPOSER	£21.29	£25.95
TOUCH TYPING	£13.87	£15.95
ASTEROIDS	£26.04	£29.95
MISSILE COMMAND	£26.04	£29.95
PACKMAN	£26.04	£29.95
SPACE INVADERS	£26.04	£29.95
STAR RAIDERS	£26.04	£29.95
SUPER BREAK-OUT	£21.30	£24.50
VIDEO EAGLE	£21.30	£24.50
COMPUTER CHESS	£12.13	£13.95
GRAPHIT	£26.04	£29.95
WORD PROCESSOR (MSW)	£26.04	£29.95
ASSEMBLY EDITOR	£26.04	£29.95
DE-RE-ATARI	£17.00	No VAT

ALFRETON
Gordon Hardware
68/71 High Street
Alfretton Notts
Tel: 0723 832575

BIRMINGHAM
Shearwoods
Great Western Arcade
Birmingham 2
Tel: 011 735 7171

CAMBRIDGE
EP Ltd
124 Kings Parade
Cambridge
Tel: 0223 69087

GUILDFORD
The Model Shop
23 Swan Lane
Guildford
Surrey GU1 4ED
Tel: 0483 3995

LONDON SE5
Square Deal
375 Forebush Road
New Eltham
London SE5
Tel: 01 859 5246

MIDDLESBROUGH
McKenzie & Brown
390 Louth Road
Middlesbrough
Tel: 0642 248245

NOTTINGHAM
Camera Computers
81/82 Trinity Walk
Nottingham
Tel: 0602 42912

READING
David Saunders
Computer Centre
8 Field Hall Place
Reading
Berkshire
Tel: 0734 58770

TEDDINGTON
Andrews
49 Broad Street
Teddington
Middlesex
Tel: 01 977 478

WALLINGTON
Surrey Micro Systems Ltd
52 Woodstock Road
Wallington
Surrey
Tel: 01 547 5678

WATFORD
SRS Microsystems Ltd
84 The Parade
High Street
Watford
Herts
Tel: 0923 26602

WEST BROMWICH
Bell & Jones
38 Queens Square
West Bromwich
Tel: 021 553 6825

WIGAN
Willing Ltd
11 Mealey St
Wigan
Lancs
Tel: 0942 44382

WORKING
Hargreaves
71-73 Commercial Way
Working
Surrey
Tel: 04852 50061

WORCESTER
David Waring Ltd
1 Marnock House
High Street
Worcester
Tel: 0805 27507

We won't be beaten on prices. *Just compare them!*

NASCOM



SPECIAL EDITION! UNIQUE TO SPECTRUM

The Nascom is a British designed and built microcomputer and one of the first home micros to appear in this country, some five years ago.

Since then, it has been developed into one of the most powerful and expandable systems around.

It can have up to 206K on-board memory, combined with superb colour graphics, disk drives, printers and various input/output facilities can be added.

Such is the versatility of this micro that it has been adopted for numerous commercial applications including hotel booking systems, blood grouping, weaponry and satellite tracking.

Previously looked upon as a machine for the knowledgeable hobbyist only Spectrum now bring you the opportunity to embark upon this remarkable sphere of computing in the easiest possible way. A ready to plug in and use 'SPECIAL EDITION' Nascom, programmable in machine code or BASIC is now available from us. If you are serious about computing the 'SPECIAL EDITION' is your starter pack. The initial machine provides 8K of memory but a simple plug in board upgrades your computer to 56K.

THE NASCOM 'SPECIAL EDITION'	EXC VAT	INC VAT
'SPECIAL EDITION' 48K RAM BOARD	£429.95	£494.44
	£130.00	£149.50

SHARP

The MZ80A is the newcomer to the Sharp range with the serious user very much in mind in the design. A complete stand-alone 48K system incorporating a profiled typewriter keyboard with numeric pad and a 9" green display screen. The "BASIC" contains a number of very useful additions over the previous models. A full line up of peripherals further add to the versatility of this machine. INCLUDES £75 OF FREE SOFTWARE

SHARP MZ80A
£477.38
£548.99 INC. VAT

SHARP PERIPHERALS FOR MZ80A

- * Twin floppy disk unit (5 1/4")
- * Single floppy disk unit
- * Floppy disk interface card
- * Floppy disk cable
- * Master printer and manual
- * All computer inc. cable, I/O card and ROM
- * All-in-one printer, paper roll card and ROM
- * 132 pin printer inc. cable, I/O card and ROM
- * Expansion and required for disk drive and/or printer
- * Universal interface card
- * Assembly tapes and manual
- * I/OSS
- * MZ80A to MZ80A conversion tape

	EXC VAT	INC VAT
* Twin floppy disk unit (5 1/4")	£400.00	£478.50
* Single floppy disk unit	£400.00	£468.00
* Floppy disk interface card	£100.00	£115.00
* Floppy disk cable	£24.00	£27.50
* Master printer and manual	£31.00	£35.95
* All computer inc. cable, I/O card and ROM	£415.00	£477.25
* All-in-one printer, paper roll card and ROM	£475.00	£546.25
* 132 pin printer inc. cable, I/O card and ROM	£845.00	£971.75
* Expansion and required for disk drive and/or printer	£100.00	£115.00
* Universal interface card	£40.00	£45.75
* Assembly tapes and manual	£42.00	£48.95
* I/OSS	£80.00	£92.75
* MZ80A to MZ80A conversion tape	£10.00	£11.50

Hand held computers from Sharp give you a pocket personal of your own. We sell the well established PC1211 and the new 1500.

The PC1211 packs high performance functions with Basic language into a slim, compact body. You can extend your PC1211 with a cassette interface or a printer/cassette interface.

The new PC1500 takes technology close to personal computer ability. Its compact body has 8K bytes of ROM and 3.5K bytes of RAM. With an extended alpha basic language. You can then go further with the 4K or 8K RAM upgrades. There is also, for the first time in hand held computers, a four colour graphic printer or a combined printer and cassette interface.

PC1211 Computer	£95.95	£74.75
PC1211 Cassette interface	£11.25	£12.95

£75 OF FREE SOFTWARE WITH THE MZ80A.



- PC1211 Cassette and printer interface
- PC1500 Computer
- PC1500 Printer/cassette interface
- PC1500 4K RAM upgrade

	EXC VAT	INC VAT
PC1211 Cassette and printer interface	£50.83	£59.95
PC1500 Computer	£147.78	£180.95
PC1500 Printer/cassette interface	£120.38	£148.95
PC1500 4K RAM upgrade	£43.43	£49.95

SHARP PERIPHERALS FOR MZ80K

- * Twin floppy disk unit (5 1/4") including I/O card, booklet, manual and cable
- * Dot matrix printer
- * Expansion interface (required for either/both above)
- * Machine code language tape and manual
- * Assembly tapes and manual
- * Basic compiler
- * Pascal
- * Double precision basic

	EXC VAT	INC VAT
* Twin floppy disk unit (5 1/4") including I/O card, booklet, manual and cable	£192.49	£227.86
* Dot matrix printer	£376.01	£435.75
* Expansion interface (required for either/both above)	£95.00	£110.40
* Machine code language tape and manual	£17.57	£20.20
* Assembly tapes and manual	£36.00	£41.40
* Basic compiler	£40.00	£46.00
* Pascal	£40.00	£46.00
* Double precision basic	£38.00	£42.70

STOP PRESS! At the time of going to press we still have a few of the very popular Sharp MZ80K computer. It has 48K RAM (approx 34.5K when operating BASIC), a BASIC tape manual as well as an application tape and demo tape. It's an incredible package at the price.

SHARP MZ 80K
£369.57

£425.00 INC. VAT



BOOKS

We stock an extensive range of books to help you. Check below and we're sure you'll find something to whet your appetite.

CP/M Handbook	£11.50
DON'T	£9.80
Programming the Z80	£11.95
Programming the 6502	£10.75
Your First Computer	£7.75
BASIC Handbook (2nd edition)	£14.90
A-Z of Computer Games	£5.80
Atan Basic	£5.95
Basic BASIC	£9.95
BASIC Computer Games	£6.95
BASIC Computer Programs for Business (Vols. 1)	£8.55

NO VAT ON BOOKS

- BASIC Computer Programs for the Home
- BASIC: A self-teaching guide (2nd edition)
- Microsoft Basic
- More Basic Games
- Software Secrets (Sharp)
- Getting Acquainted with your Apple II
- Instant Basic
- Why do you need a Personal Computer?
- 24 Tested Games and Programs
- 33 Games for Apple - TRS 80 - PET
- Bytong Design into your ZX81
- Gateway Guide ZX81
- Getting Acquainted ZX81
- HITS and TOPS ZX81
- Mastering Machine Code ZX81
- Not Only 30 Programs ZX81
- ZX81 Companion
- ZX81 Pocket Book
- What can I do with my ZX81
- PEEK PEEK-BYTE RAM ZX81
- Executive Computing
- Computers for Everyone
- Some Common Basic Programs Atan
- 49 Explosive Games ZX81
- Practical Programs BBC & Atan
- 34 Amazing Games
- 30 for Basic BBC

NO VAT ON BOOKS

£9.50
£6.75
£6.95
£6.95
£5.95
£7.95
£6.95
£5.75
£5.80
£5.95
£4.95
£6.40
£5.80
£4.25
£7.50
£6.95
£7.80
£3.95
£4.95
£4.95
£5.75
£6.15
£11.10
£5.95
£5.95
£4.95
£5.50

DEALERS: Spectrum Computer Centres operate on an exclusive area basis and if you would like to know more about our group, contact Mike Stern or Alan Warren now on (0727) 66646.

Spectrum

COMPUTER GROUP

Prices correct at time of going to press. E. & O. E.

4th. ZX MICROFAIR



**Buying your first computer?
Looking for SPECTRUM software?
Want to expand your ZX81?
Need technical advice?**

Whatever the problem you find the answer at the ZX Microfair—the user friendly show exclusively for ZX Computers. You can see demonstrations, displays and many new products. You can even sell your micro or pick up a bargain at the bring-and-buy sale. Whatever your interest — hobby/home, business or educational, there's lots to see at the Microfair. So come along and make the most of your Sinclair Computer!

REMEMBER — PRICES ARE DOWN!

**One day: 10am to 6pm.
August 21st. Westminster Exhibition Centre
(Royal Horticultural Society New Hall)
Greycoat Street, London SW1.**

Adult 5.00
Child 4.00
Advance tickets from
Mike Iskender,
71 Park Lane,
London W1T 0HG
(Enclow S.A.E.)



**moving ahead
with
ZX software**

ZX CHESS & ADVENTURES PROGRAMS FOR THE ZX81/80 INCLUDING —

- ZX-FORTH** Full implementation of Forth on ZX. No longer held down by slow BASIC. Forth is 10-26 times faster. "Simplicity of Basic with the speed of Machine Code"
- NEW** **16K BYTE RAM PACKS** 'BYG BYTE' Ram packs. no wobble problems. 1 year guarantee. Simply the best you can buy immediate delivery. **£31.95**
- NEW** **1K ZX CHESS!** We didn't think it was possible but this game plays against you, two opening moves. Needs 1K of memory to run. Incredible! **£2.95**
- ADVENTURES** Exciting machine code games with instant response, choose from the range below. You find yourself stranded on an alien planet. Can you reach your ship and escape?
ADVENTURE 'A' £6.00
- ADVENTURE 'B'** In a jungle clearing you come across an Inca temple. You must break in, collect treasure and escape alive. Beware. Includes a cassette save routine. **£7.00**
- ADVENTURE 'C'** You are unfortunate enough to be drawn to an alien cruiser. Can you reach the control room and free yourself or will they get you first? Includes a cassette save routine. **£8.00**
- GALAXIANS** £3.95
All the features of the arcade game in a fast machine code program. Swooping attackers, explosions and personalised scoring.
- ZXBUG** £7.00
A 30 in 1 machine code tool and disassembler, allows access to registers and search through and modify memory; with cassette routines.

ARTIC COMPUTING

DEPT RM, 396 JAMES RECKITT AVENUE, HULL HU8 0JA

POPULAR Computing WEEKLY

HOBHOUSE COURT, 19 WHITCOMB STREET WC2

WHY NOT TAKE OUT A SUBSCRIPTION?

You can have *Popular Computing Weekly* sent to your home for £19.95 a year. This will cover the cost of the magazine, postage and packing.

Fill in the coupon below and keep yourself up to date week by week.

I would like to take out subscription(s) to *Popular Computing Weekly*.

Name

Address

Tel No.

I enclose £..... for subscription(s).

Please make cheques payable to Sunshine Publications Ltd.