

POPULAR Computing WEEKLY

9 September 1982 Vol 1 No 21

35_p

Exclusive
**We take the lid off
the Jupiter Ace**

Play Simon on your BBC
Spectrum stock control

Vic relocation

Cover Story:
Pteragon on BBC

Whizzkid '82
Win a Dragon 32 & £2000
of advertising

POPULAR
Computing
WEEKLY

**BACK
NUMBERS**

MAKE SURE OF A
REAL COLLECTORS' ITEM —
THE FULL SET OF PCW

We will mail any of the numbers you're missing
from Issue 1 to the latest — for just 50p an
issue, including p & p.

(We have no more copies of Issue 2)

Send cheques/Postal Orders to:

Back Numbers
Popular Computing Weekly
Hobhouse Court
19 Whitcomb Street
London
WC2 7HF

**KEMPSTON
(MICRO)
ELECTRONICS**



**NEW
ZX SPECTRUM HARDWARE**

AVAILABLE NOW — A 24 LINE
INPUT/OUTPUT PORT, WHICH MAKES
USE OF THE BASIC COMMANDS
IN AND OUT ON THE SPECTRUM

The Port is built around a M.O.S. chip which imposes virtually no
D.C. load on the datalines. The device is Port Mapped and can be
configured in a variety of modes dependent on the particular
application. We must stress that this is not a modified ZX81 Port,
but a purpose built unit designed exclusively for the Spectrum.

The prices for the above items are as follows:

ZX SPECTRUM USER I/O PORT £16.50
ZX 2 SLOT MOTHERBOARD..... £16.95
STACKABLE CONNECTOR..... £5.50

The prices are inclusive of VAT, but postage must be added at
70p for a single item, £1.00 for two or more items.

Joystick available soon for use with this port. Software for use of
this port on the 81 now available (please state which ZX you
have).

Cheques/Postal orders made payable to:
KEMPSTON ELECTRONICS, 60 ADAMSON COURT,
HILLGROUNDS ROAD, KEMPSTON,
BEDFORD MK42 8QZ.

SAE FOR FURTHER DETAILS.
Delivery 21 days from receipt of order.

Software for all

72 NORTH STREET, ROMFORD, ESSEX. TEL 0708 60725

Announce the launch of their

range of **BBC** programs

For Model B only. **Grand Prix**
Time Trials around our race track. Includes computer controlled
car to hinder your progress. 9 levels of difficulty **£5.95**

BEEBTREN
For Model A or B, real time advanced Startrek Game.
Extra facilities include "probe satellites"
"damage reports" & "on-board computers". **£7.95**

J.R. For Model B only.
Two player game, features include,
exploration, drilling, employment
and price wars. **£6.95**

INVADERS For Model A or B.
Classic Arcade game. With colour & sound. **£6.95**

Paralander
For unexpanded model, graphics and sound are
incorporated into this absorbing battle between
you (the dare-devil) and the elements. **£4.50**

Programmers We are looking for good quality programs covering games,
utilities & education. We pay excellent rates. Please write or
phone us on (0708) 60725. Dealer enquiries welcome.

**Attention Dragon Owners!
Software Coming Soon!**

We're only a few minutes from your Post Box.
So why not try our mail order service.

GHOST MADE For Model B
Our own version of this popular Arcade game
With colour and sound.
9 levels of difficulty. **£6.95**

Cobra/Robo-Swamp
For A or B (please state version required).
Two addictive games — insomniacs delight! **£6.95**

DATABASE For Model A or B
Accepts up to ten definable fields. Facilities includes
Quick Search, sort and Hard copy — capable of storing
up to 300 complete records in memory (Model B). **£9.95**

Character Generator
For Model B only. Useful utility program enables user to
re-define character set using Mode 4, displays new
character in graph form. **£4.95**

ZX Spectrum Disassembler Useful Utility Programme **£4**
Fits in 16K.

NAME Please send me Add £1 p&p per order.
ADDRESS £
..... £
..... £
..... £

I enclose cheque/P.O. for £.....
OR
Please debit my Access/Barclaycard No.

Make cheques/P.O. payable to SOFTWARE FOR ALL
72 North Street, Romford, Essex.
Tel: Romford (0708) 60725



POPULAR Computing WEEKLY

The Team

Editor

Brendon Gore

Reporter

David Kelly [01-930 3271]

Sub-editor

Ninette Sharp

Editorial Secretary

Fiona McCormick

Advertisement Manager

David Lake [01-839 2846]

Advertisement Executive

Alastair Macintosh [01-930 3840]

Managing Editor

Duncan Scot

Publishing Director

Jenny Ireland

Popular Computing Weekly,
Hobhouse Court, 19 Whitcomb Street,
London WC2
Telephone: 01-839 6835

Published by Sunshine Publications Ltd.

Typesetting, origination and printing by
Chesham Press, Chesham, Bucks

Distributed by S M Distribution
London SW9. 01-274 8611. Telex: 261643

© Sunshine Publications Ltd 1982

Subscriptions

You can have *Popular Computing Weekly* sent to your home: the subscription rate is £19.95 per year, for addresses in the UK, £37.40 overseas.

How to submit articles

Articles which are submitted for publication should not be more than 1000 words long.

All submissions should be typed and a double space should be left between each line.

Programs should, whenever possible, be computer printed.

At present we cannot guarantee to return every submitted article, so please keep a copy.

Accuracy

Popular Computing Weekly cannot accept any responsibility for any errors in programs we publish, although we will always try our best to make sure programs work.

This Week



Cover illustration by Ian Craig

News	5
Commodore Max for Christmas.	
Letters	7
Spectrum bugs wanted.	
Pteragon	8
A new game for BBC by A Snell.	
Street Life	11
David Kelly looks at <i>The Pike</i> .	
Reviews	12
Boris Allan presents the first review of the Jupiter Ace.	
Open Forum	14
Five and a half pages of your programs.	
Whizz kid '82	19
Win a Dragon 32.	
Programming	20
Vic relocation.	
Spectrum	21
Stock control by J Reynolds.	
Sound & vision	22
Play Simon on BBC.	
Peek & poke	23
Your questions answered.	
Competition	26
Puzzle, Arthur.	

Editorial

The Jupiter Ace, launched last month, is a new kind of low cost micro. Designed by Richard Altwasser and Steve Vickers, the team responsible for Sinclair's ZX Spectrum, the Jupiter Ace consists of a Z80A micro-processor complete with 8K Rom, 3K Ram and 32 x 24 display.

But, while the hardware is fairly standard, the software is decidedly different. The Jupiter Ace is the first micro to use Forth. Almost every other micro on the market uses some form of Basic.


Forth was invented by Charles Moore and Elizabeth Rather at the US National Radio Astronomy Observatory in the early 1970s. It is much faster than Basic and takes up far less memory. Supporters of Forth also claim it is easier to learn than Basic.

Calculator enthusiasts, who should be familiar with Reverse Polish Notation, will find little difficulty in coming to grips with the Jupiter Ace. Micro users, who have already learnt to program in Basic, may find it harder to deal with Forth.

Whatever your views on Forth, Altwasser and Vickers should be congratulated for trying something new. I just wish the Jupiter Ace was colour instead of black and white.

Next Week

Can you save your city from the mutant bees? Find out in *Swarm*, a new game for Spectrum.



**New From Fuller
FD System for the**

ZX SPECTRUM

£39.95

+ £2.50 p & p.

Professional Keyboard & Case —

This unit has the same high standard as our ZX81 unit. Tough A.B.S. Plastic case encloses our Keyboard, the Spectrum Printed Circuit Board and the Power Supply.

Our own Power supply is available:- 9 volts DC at 2 amps. Mains either 110v or 240v AC at £5.95 + 80p. p & p.

The Keyboard has 42 keys with all the spectrum functions printed onto them, the full travel key switches have gold plated contacts and a guaranteed life of 10⁶ operations.

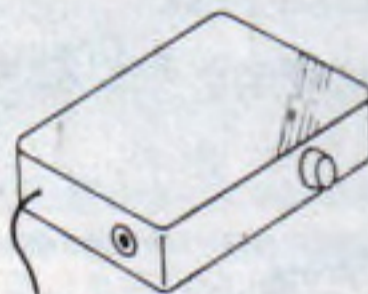
INSTALLATION - Simply unscrew the ZX printed circuit board from its case and screw it into the FD case, plug in the keyboard and that's it. No technical know how or soldering required, the built unit is tested and comes with a money back guarantee.

Spectrum Keyboard and Case Kit £33.95

Our Mother Board for the spectrum has 2 slots at £15.95 or 3 slots at £19.95, this unit also fixes inside the case. p & p 80p.

SPECTRUM SOUND AMPLIFIER £5.95 + 80p p & p.

Complete with leads, volume control and loud speaker in tough ABS Plastic case measuring 5" x 3" x 1" just plugs into your spectrum MIC input.



First Anniversary Offer

The FD System is now one year old and Fuller are celebrating with this amazing offer on the FD42 Professional Keyboard and Case.

Makes an ideal Christmas present to expand the new low priced Sinclair ZX81. Or why not buy a new ZX81 based system directly from us, consisting of ZX81, FD42 keyboard and case with power supply and reset switch, leads and manual **£69.95 + £2.50 p & p**

FD42 Keyboard and Case Kit £24.95 + £2.50 p & p

FD42 Keyboard kit £14.95.80p p & p

£29.95

+ £2.50 p & p

STAR TREK FOR ZX 16K SPECTRUM

Play this popular adventure game on your Spectrum with ship display and sound **£5.00 + 50p p & p**

GUARANTEED 14 DAYS DELIVERY FROM RECEIPT OF ORDER, OR CALL TO THE ZX CENTRE.

Mail to **FULLER MICRO SYSTEMS,**
The ZX Centre, Sweeting Street, Liverpool 2. England, U.K.

Please Supply:-

Name

Address

SAE for more details — Enquiries: Tel. 051-236 6109

FULLER FD SYSTEM

Christmas launch for Commodore Max

THE new Commodore Max is to be launched in the UK just before Christmas.

Features will include a 66-key keyboard, complete with four programmable function keys, direct audio and video output and a built-in RF modulator. Twin control ports will allow the use of two joysticks, four paddles or a lightpen.

There is a cartridge slot for games. The Max cartridges will be compatible with the Commodore 64 (reviewed in *Popular Computing Weekly*, September 2).

A mini Basic cartridge option will enable users to write their own programs.

The Commodore Max (formerly called the Vic10 and the Ultimix) has 2K internal memory and a 40 column x 25



Commodore Max.

line display. There are 16 colours, which can be used simultaneously on-screen. Graphics resolution is 320 x 200 pixels.

The Max's sound consists of three independent voices of nine octaves each. There is an envelope generator, a programmable filter and master resonance and volume controls.

The Commodore Max will have a recommended retail price of £110 including VAT.

Panasonic to launch handheld computer in UK

PANASONIC is to launch the RL-H1000 hand held computer in the UK next spring.

The primary unit of the system is based around a 6502 processor with 16K Rom and either 4K or 8K Ram. It also features a built-in 26 character liquid crystal display.

The main advantage of the microcomputer is its size. The primary unit is 9in x 2½in x 3¾in and weighs just over 1¼lb.


It is powered by five nickel-cadmium rechargeable batter-

ies. Mains operation is also possible using an AC adaptor.

The range of peripherals that will be available with the machine includes I/O adaptor, RS232C interface, acoustic modem, tv adaptor and a programmable memory expansion protected by its own back-up battery.

All of these accessories, together with the primary unit, can be fitted inside a specially converted attache case.

The RL-H1000 hand held computer has been on sale in the US since January this year. Current American prices for the primary unit are £225 and £280 for the 4K and 8K versions with peripherals costing between £60 and £200.



Panasonic's handheld micro.

Prestel to give away free adaptors

PRESTEL hopes to give away 100,000 free adaptors, to encourage more home tv owners to use its services. The scheme, which is known as Project Y, will be carried out in collaboration with an unnamed financial institution.

The Prestel adaptors will be offered to the institution's existing customers as part of a package deal.

The age of the game

IT is now possible to annihilate space invaders between London and Scotland.

In an experiment being conducted by British Rail, selected trains from Euston to Inverness will carry a Space Invaders machine along with the sandwiches in the buffet car.

The machines have been supplied by Bell Fruit (UK) Ltd and have been installed with the help of area maintenance staff at British Rail's Derby engineering works.

Introduction of the machines was the idea of Peter Dunkerley, a member of BR's Transport Technology Assessment Group. He says "We investigate all kinds of new

technology which may be adapted to increase BR's passenger and freight revenue. The Space Invaders project started following a brainstorming session."

If the scheme is successful the idea may be extended to other long-distance services.



Aliens from Inverness.

Speculation over IBM's Greenock plant

THERE is increasing speculation that IBM's Personal Computer will be produced at its Greenock plant in Scotland.

The IBM Personal Computer, which costs £888, was launched in the US in August 1981. It has yet to be released in the UK, though a limited number of machines have been imported by companies such as KGB Micros.

However, an IBM spokesman said "There has been considerable speculation over many months about the possibility of an announcement of the IBM Personal Computer in Europe, including its place of manufacture."

"We have consistently refused to comment on such speculation and continue to do so."



IBM's Personal Computer launched in the US.

Lynx micro from Computers

THE Lynx, a new micro from Cambridge-based Computers Ltd, will be shown publicly for the first time at the *Personal Computer World* show in September.

The new micro will cost £150 plus VAT. It includes 48K Ram, an integral power supply and a typewriter-style keyboard. Other features in-

clude high resolution colour graphics and a built-in speaker.

A complete Lynx system, with disc drives and printer, will be on display at the Lynx stand — No 269 — from September 9-12.

More information from Computers Ltd, 36a Hills Road, Cambridge CB2 1LA.

C.P.S. GAMES

Our adventure games and war games run on Atari 400. They consist mainly of graphics. The games are too large for the average 16K computer. We have overcome this problem by running a SERIES OF PROGRAMS IN SUCCESSION. So, although they FIT 16K you get much more.

ADVENTURES

- The Ghost of Radun: A treasure hunt in a haunted castle.
- Hasha the Thief: You must steal the tea pot of the Dalai Lama.
- The Wizard of Sham: Travel through jungle and temples to find the elixir of life.
- The Fourth Kind: Communicate with extra-terrestrials and voyage through outer space.
- The Seven Cities of Cibola: Find the goldfields of the Spanish Jesuits, lost since the 17th century.
- The Domed City: Travel through an ants nest where the ants are as big as yourself.
- The Tower of Brasht: D&D role playing adventure. Rescue one of your friends from the Kharrs.

ADVENTURES FOR THE VERY YOUNG

- Peter Rabbit and the Magic Carrot.
- Peter Rabbit and Father Willow.
- Peter Rabbit and the Naughty Owl.
- Tummy Digs goes shopping.
- Tummy Digs goes walking.

The kids are given a lead and invent the story of the adventure themselves.

WAR GAMES

- King Arthur: 6th century war game.
- Battle of the Bulge: 1944-1945.
- Battle of the River Plate: Well known, full graphics.
- Convoy: Full graphics, a battle between a convoy and a wolf pack.

All games at £9.50
Adventures for the very young £4.50

**C.P.S. 14 Britton Street
London EC1M 5NQ (01-251 3090)**

DRAGONS SIGHTED IN LONDON



BUT DON'T BE AFRAID - THEY'RE FRIENDLY!



DRAGON 32
THE BRITISH-MADE 32K
HOME COMPUTER FOR
ONLY

£199.50
INC VAT

A breakthrough in home computing, the Dragon 32 has all these features: 32K Ram Standard, expandable to 64K : Advanced 6809E microprocessor : extended microsoft colour Basic : nine colours : five graphics resolutions (up to 256 x 192 hi-res) : professional quality keyboard : uses almost any TV and cassette : sockets for games cartridges, joysticks, cassette, parallel printer : 160 page Basic manual. All for the unbelievably low price of £199.50 inc VAT. If you believe in dragons phone us now.

S. W. WINTER & CO. LTD.
101 WESTMINSTER BRIDGE ROAD, LONDON SE1. 01-633 9611.

NAME	Please send me	Total
ADDRESS	Dragon 32 @ £199.50 each
.....	Dragon Joystick @ £19.95 each
.....	Cassette lead @ £2.50 each
.....	CARTRIDGES
.....	Ghost Attack @ £24.95 each
.....	Berserk @ £19.95 each
.....	Meteoroids @ £19.95 each
.....	CASSETTES
.....	Special selection 1 @ £7.95 each
.....	Special selection 2 @ £7.95 each
.....	Quest @ £7.95 each
.....	Add £3 P&P for each Dragon 32
.....	Total

I enclose cheque/PO for.....

PHONE US FOR A COMPLETE LIST OF GAMES AND SOFTWARE.

POPULAR
Computing
WEEKLY

Discount Club



* 4 Spectrum tapes

Popular Computing Weekly has negotiated a special discount offer on the latest Spectrum tapes from Richard Shepherd Software.

* Save £1.20 on **Ship of the Line**

Our price £5.30 (List price £6.50) for the 48K version
Our price £3.95 (List price £4.95) for the 16K version
In the massive 48K version of this popular adventure game you have to use your skill and cunning to be promoted from a Midshipman in the Queen's Navy, to First Sea Lord. Can you lead a boarding party? Can you aim your guns? Can you bribe the selection panel when you fail the intelligence test?

* Save £1.00 on **Fruit Machine and Submarine**

Our price £3.95 (List price £4.95)
This double cassette runs on either the 16K or 48K Spectrum. The main program, **Fruit Machine**, shows the moving reels in realistic high resolution colour graphics. If you are addicted to fruit machines save your money by playing this game on the Spectrum. Includes nudge and hold.

* Save £1.50 on **Cash Control**

Our price £8.50 (List price £10.00)
This is a comprehensive 48K cash control program. It covers everything from calculating your mortgage to controlling your bank balance and everyday expenditure. It is well cross-referenced and easy to use.

* Save £0.70 on **Monster Mine**

Our price £4.25 (List price £4.95)
This high quality game for the 16K or 48K Spectrum is written in machine code and is fast. You have to manoeuvre and climb out of a mine-shaft picking up nuggets of gold on the way. All the time you have to move fast to avoid being eaten by the monsters chasing you.

To have these top cassettes sent to your home all you have to do is fill in the form below and send it to *Popular Computing Weekly*.

Discount Club Order Form

Quantity	Cassette	Price
	Ship of the Line 48K	£5.30
	Ship of the Line 16K	£3.95
	Fruit Machine/Sub	£3.95
	Cash Control	£8.50
	Monster Mine	£4.25
Total £	

I enclose a cheque, made payable to *Popular Computing Weekly Discount Club*, for £.....

Name

Address

.....

.....

.....

All prices are inclusive of VAT and postage.

Send this order form to *Popular Computing Weekly, Discount Club, Hobhouse Court, 19 Whitcomb Street, London WC2 7HF.*

Letters

write to Letters, Popular Computing Weekly, Hobhouse Court, 19 Whitcomb Street, London WC2

Riding the gravy train

I enjoyed Jeremy Ruston's "Voyager" program in the July 22 issue, but the message "You missed — see you in 30 light years" is bad enough to be a quote from *Star Wars*. As anyone who has ever picked up a physics text book (or watched *Star Trek* for that matter) could tell you, a light year is a measurement of distance.

Also, why our frozen food should go off because we went fast is beyond me. Might I suggest that the fuel ran out first.

I also enjoyed Reverse by Mike Berry. I hope you can continue the standard.

Peter Greenall
Leicester

Or hitching with the dragon?

It surprised me after reading your review of the Dragon 32 and associated comments and letters from your readers, that no one has spotted one essential fact. The Dragon is not only in direct competition with the Tandy Colour Computer, it also consists of exactly the same technology, with very few exceptions.

The 16K extended Microsoft Basic, with its special commands for 256x192 graphics and one channel sound, is to the byte the same as used on the pre-existing Tandy. The low quality screen display and Rom port are also reminders of that machine.

I owned a Colour Computer for some eleven months and found it to be under-supported and of low quality components ie clickity-clackity keyboard and no parallel port. When I moved here from the US, I sold it at a loss and chose what to me seemed to be a high quality machine with future options for expansion — the BBC model B. Now I see that the ghost of my former computer, albeit with a fairly good keyboard and Centronics port, has followed me over the Atlantic.

PS if the Rom port is the same as the Tandy, and I see no reason why it would not be, then Dragon owners will find there is a ready bank of software at their nearest Tandy dealer.

William Barnes
5 Shaftesbury Villas
Allen Street
London W8

Spectrum bugs wanted

Paul Harrison in this column (August 12) reported a 'bug' in his Spectrum — well, all of the presently available machines have it and more!

Paul noticed that if the 'cursor-line' was set to 'one after' the last line of a program then the edit key give an edit-line containing a 'cursor'. His example was to enter:

```
100 PRINT — ENTER  
101 — ENTER  
EDIT
```

and line 100 would be brought down with the 'cursor' (but not when using 255 and 256). So what is happening?

In the above case, the 'cursor line' is 100 when the first *Enter* is keyed. It becomes 101 when the second *Enter* is keyed but when *Edit* is used there is no line 101 and the last line of the program, ie 100, is called down.

Now for the problem. The programmer of the Rom decided that *Edit* lines shall not have a 'cursor'. He says that before printing an *Edit* line the system variable *E-PPC*, that holds the cursor line number, will be decremented — but he forgot that the last line of the program might have a line number that is 'E-PPC — 1'. Hence on those special occasions a 'cursor' is printed.

The solution is probably quite simple — change the instruction line at *OFDE h* from *Call 1855* to *Call 1860*.

And for two further bugs. Try replying to 'scroll?' with 'caps lock', 'graphics', or 'shift & symbol shift'. The results are interesting and it is most surprising that the Spectrum does not crash.

The other bug is to ponder over why 'Int — 65536 = — 1'.

No doubt other 'bugs' will

appear and I would very much like to hear about them.

Ian Logan
24 Nurses Lane
Skellingthorpe
Lincoln LN6 5TT

Time gentlemen —please

My Spectrum has been on order from Sinclair for eight weeks now. Having contacted them recently, I am informed that rumours of the backlog being eliminated are "greatly exaggerated". How much longer must I wait, I wonder.

When my Spectrum does arrive, however, I would like to know what amendments I will need to make to the numerous programs I have collected for the ZX81 so that they will run on the Spectrum. I have not seen this aspect of upgrading mentioned or dealt with in any magazine. Can you help?

B Davies
2 Juniper Crescent
Apsley Park
Longthorpe
Peterborough PE3 6QY

Most ZX81 Basic programs will run on the Spectrum with little or no modification. But, you will have to add your own commands to take advantage of the Spectrum's colour and sound facilities.

The simplest solution may be to use East London Robotics' Slowloader, which allows ZX81 software to run on the Spectrum. It costs about £10 and is available from East London Robotics, Finlandia House, 14 Darwell Close, East Ham, London E6.

Cut-outs— the moaning

I am writing to make some constructive criticism, not just to complain.

I have found myself in agreement with your editorials and they have provided inspiration on many occasions. However, your editorial of July 29 exasperated me.

Motivated by a previous editorial extolling the virtues of machine code, I attempted

to develop my limited skills by writing a machine code program of my own. But, before I could send it off in all its glory for your hoped for approval, I read "Moonlander, Space Invader and Fruit Machine programs abound". My program was a version of Fruit Machine. Oh Well!

Having my work accepted is a great boost to my enthusiasm. Please encourage us, but be tolerant when we use an "oldie" idea to try and improve our skills. Soon, I hope, both my skills and my ideas will be increased.

Second moan. Could you print cut-out forms and competition entries on the back of advertising pages. I do not want to enter the "Spectrum" competition as it would mean losing large sections of articles that I wish to keep for future reference. Likewise your Reader Survey.

When you began, you ran competitions on a theme. Could you not repeat this, perhaps on a monthly basis? Then you could print two or three of the best entries in future issues. This would give us some motivation, even if the only "prize" was possible publication.

Ray Elder
1 Periton Court
Parkhouse Road
Minehead
Somerset

We do try and print cut-out forms on the back of advertising pages, but the exigencies of production are such that it is not always possible. As for theme competitions, please write in and let us know your views.

On-screen images

After typing in the short machine code routine in the Instant screen article in July 1, I noticed that changing 3E in byte 16526 to C6 produced an inverse image of the screen. All the information in table 1 still applies to the routine.

Patrick Budden
Wolfeton
Dorchester DT2 9QN

Pteragon

A new game for BBC
micro by A Snell

The sudden insistent beep of the search radar alarm breaks the silence in the cockpit of the solar-powered skimmer. As a newcomer to the Planetary Defence Force, you tense to full alertness — this is your first mission.

The recently established colony on the planet Beta Strigidae has been under attack from huge winged reptiles — the semi-sentient Pteragon. Your task is to destroy the incoming waves of monsters before they reach the settlements. Each member of the PDF must deal with five of the creatures in each attack, and there is intense competition within the force to shoot them down in as short a time as possible.

The sound of powerful wingbeats can be heard as the first of the Pteragon comes into view through your craft's forward ports, you must manoeuvre quickly to frame the monster in your sights before it flies past. The 'A' and 'Z' keys move the skimmer up and down, and the '>' and '<' keys move you right and left. The space bar fires your energy beam weapon, and if you are a good shot will vaporise the Pteragon.

If the Pteragon moves out of your field of view for too long, you will lose it and incur a time penalty. The score shown on your display is the time taken to shoot down the number of Pteragon shown in the HITS column, plus any time penalties for missed monsters. RECORD gives the fastest time achieved so far — the time that you must beat.

This program has been especially written for the BBC micro, and makes use of many of the advanced sound and graphics features of this machine. It will run on a model B, or on a model A with 32K of memory.

A look at the program listing will show that it has been written almost entirely as a set of procedures, and hence should be very easy to follow. Of special interest is the simple procedure to draw the Pteragon, at line 2000. This makes use of the PLOT 86 statement, which plots using the logical inverse colour. It enables the creature to move behind the foreground features on the screen by an appropriate choice of colour definitions in the initialisation procedure at line 5000.

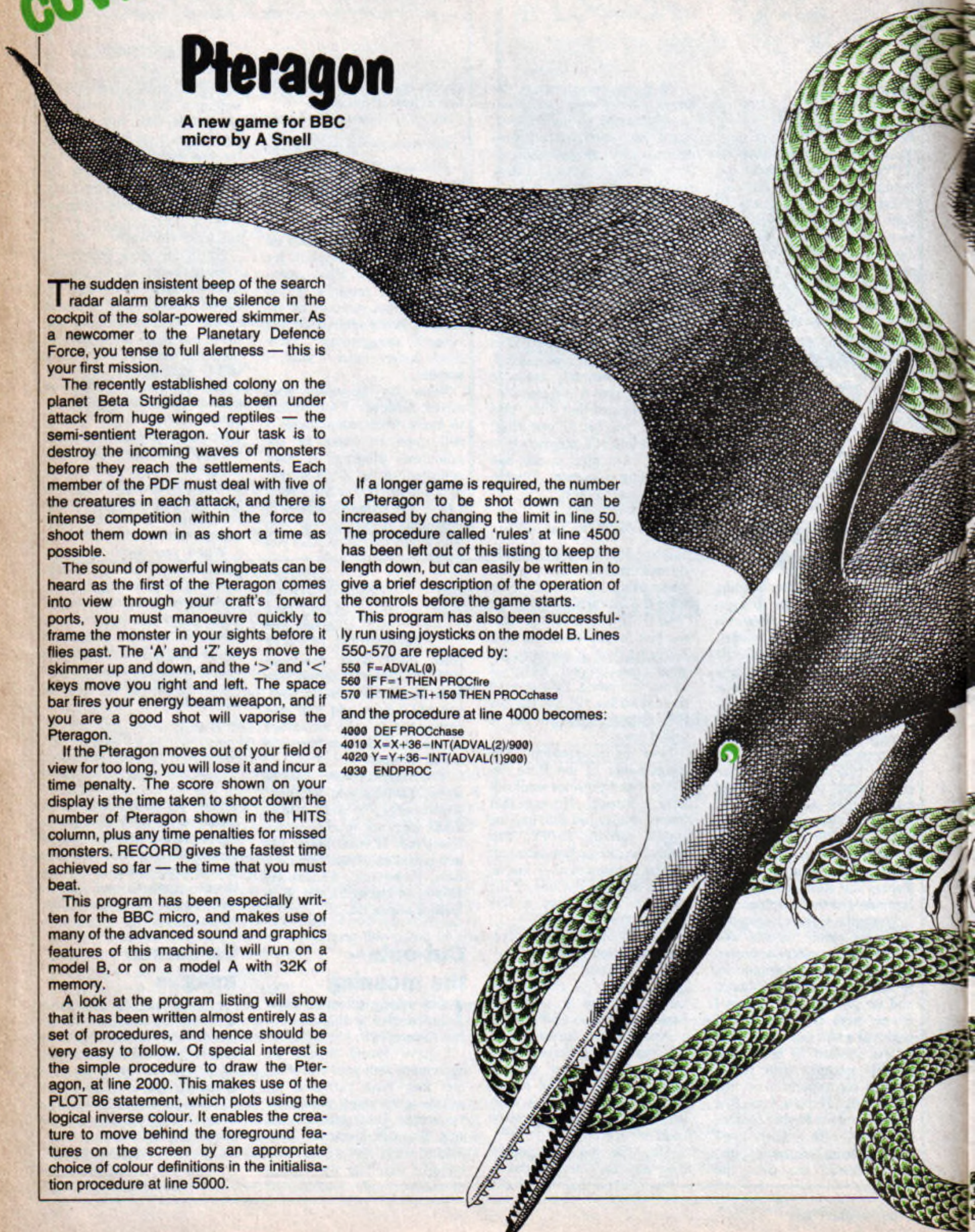
If a longer game is required, the number of Pteragon to be shot down can be increased by changing the limit in line 50. The procedure called 'rules' at line 4500 has been left out of this listing to keep the length down, but can easily be written in to give a brief description of the operation of the controls before the game starts.

This program has also been successfully run using joysticks on the model B. Lines 550-570 are replaced by:

```
550 F=ADVAL(0)
560 IF F=1 THEN PROCfire
570 IF TIME>TI+150 THEN PROCchase
```

and the procedure at line 4000 becomes:

```
4000 DEF PROCchase
4010 X=X+36-INT(ADVAL(2)/900)
4020 Y=Y+36-INT(ADVAL(1)/900)
4030 ENDPROC
```





LIST

```
1 REM *****
2 REM *
3 REM * P T E R A G O N *
4 REM *
5 REM * Copyright 1982 *
6 REM * A. J. Snell *
7 REM *
8 REM *****
9 REM
10MODE1
20PROCinit
30PROCtitle
40PROCship
50FOR B=1 TO 5
60PROCgame
80NEXT
90PROCend
100IF G#="Y" THEN 50
110MODE7
120END
1498:
1499REM*****
500DEF PROCgame
510 X=-750:Y=200-RND(700)
520 OX=X:OY=Y:H=0:S=0
530 PROCmove
540 IF S=1 THEN 590
550 F=INKEY(0)
560 IF F<0 THEN 530
570 IF F=32 THEN PROCfire ELSE PROCcha
se
580 IF H=0 THEN 530
590ENDPROC
998:
999REM*****
1000DEF PROCship
1010 FOR T=PI/3 TO 2*PI STEP PI/3
1020 PROCfill(800,295,T,PI/36,1)
1030 PROCfill(340,256,T,PI/6,1)
1040 PROCfill(40,16,T,PI/120,2)
1050 SOUND1,-8,60,10:NEXT
1060 PROCfill(750,515,PI,PI/4,1)
1070 PROCfill(750,530,PI,PI/4,4,3)
1080 GCOL0,1:PRINTTAB(9,29);"SCORE HI
TS RECORD"
1090 PRINTTAB(11,31);"0 0 ";
HS;
1100 TIME=0
1110 VDU19,1,0,0,0,0
1120ENDPROC
1498:
1499REM*****
1500DEF PROCfill(a,b,p,q,c)
1510 GCOL0,c
1520 MOVEa*SIN(p-q),a*COS(p-q)
1530 MOVEa*SIN(p+q),a*COS(p+q)
1540 PLOT85,b*SIN(p-q),b*COS(p-q)
1550 PLOT85,b*SIN(p+q),b*COS(p+q)
1560ENDPROC
1998:
1999REM*****
2000DEF PROCbird(x,y)
2010 MOVEx,y:MOVEx+32,y+48
2020 PLOT86,x+56,y+28
2030 PLOT86,x+80,y+48
2040 PLOT86,x+112,y
2050ENDPROC
2498:
2499REM*****
2500DEF PROCmove
2510 SOUND0,-3,4,1
2520 VDU19,0,1,0,0,0
2530 PROCbird(OX,OY)
2540 PROCbird(X,Y)
2550 SOUND0,-3,5,1
2560 OX=X:OY=Y
2570 X=X+5+RND(15):Y=Y+RND(20)
2580 IF X<-800 OR X>800 OR Y<-700 OR Y>
700 THEN S=1:NS=NS+50:TI=TIME:PROCscore
2590ENDPROC
2998:
2999REM*****
3000DEF PROCfire
3010 VDU19,0,5,0,0,0
3020 SOUND1,1,150,3
3030 FOR I=1 TO 2
3040 MOVE-182,-123:MOVE-198,-96:PLOT86,
-8,-5
3050 MOVE182,-123:MOVE198,-96:PLOT86,8,
-5
3060 NEXT
3070 IF POINT(0,0)=0 THEN PROCchit
3080 *FX15,0
3090ENDPROC
3498:
3499REM*****
3500DEF PROCchit
3510 SOUND0,2,6,20
3520 FOR I=15 TO 1 STEP -1
3530 PROCbird(OX,OY)
3540 VDU19,0,I,0,0,0
3550 NEXT
3560 TI=TIME:HT=HT+1
3570 PROCscore
3580 H=1
3590 REPEAT UNTIL TIME>TI+100
3600ENDPROC
3998:
3999REM*****
4000DEF PROCchase
4010 *FX15,0
4020 IF F=44 THEN X=X+36
4030 IF F=46 THEN X=X-36
4040 IF F=65 THEN Y=Y-36
4050 IF F=90 THEN Y=Y+36
4060ENDPROC
4498:
4499REM*****
4500DEF PROCrules
4510ENDPROC
4998:
4999REM*****
5000DEF PROCinit
5010 VDU5:VDU29,880,82,80,82
5020 GCOL0,1:GCOL0,131
5030 ENVELOPE1,129,-8,0,0,15,0,0,127,0,
0,-127,126,0
5040 ENVELOPE2,129,0,0,0,100,0,0,127,-2
,0,-1,126,110
5050 VDU19,1,6,0,0,0
5060 VDU19,2,0,0,0,0
5070 VDU19,3,6,0,0,0
5080 CLG:HS=200:NS=0:HT=0
5090ENDPROC
5498:
5499REM*****
5500DEF PROCtitle
5510 GCOL0,2
5520 MOVE-155,-260:PRINT"PTERAGON"
5530 MOVE-485,-478:PRINT"Copyright 1982
A. J. Snell";
5540 PROCrules
5550ENDPROC
5998:
5999REM*****
6000DEF PROCscore
6010 PROCfill(750,600,PI,PI/4,4,3)
6020 GCOL0,2:SC=INT(TI/100)+NS
6030 PRINTTAB(10,31);SC;
6040 PRINTTAB(19,31);HT;
6050 PRINTTAB(26,31);HS;
6060ENDPROC
6498:
6499REM*****
6500DEF PROCend
6510 REPEAT UNTIL TIME>TI+200
6520 GCOL0,2
6530 PRINTTAB(9,30);"ANOTHER GAME ? (Y
/N)"
6540 *FX15,0
6550 G#="GET#
6560 IF INSTR("YN",G#)=0 THEN 6520
6570 IF G#="N" THEN 6630
6580 PROCfill(750,530,PI,PI/4,4,3)
6590 GCOL0,2:PRINTTAB(9,29);"SCORE HI
TS RECORD"
6600 IF SC<HS THEN HS=SC
6610 PRINTTAB(11,31);"0 0 ";
HS;
6620 HT=0:SC=0:NS=0:TIME=0
6630ENDPROC
```

Our classifieds are faster.

Do you want to sell your computer and buy a bigger and better one?

Have you ever thought of trying to make some money out of selling tapes of your own programs?

Whatever it is you want to buy or sell why not use our classified pages?

It has to be better than waiting for up to nine weeks to get into one of the old monthly magazines.

Not only that, but our rates are very reasonable.

For private individuals it only costs 20p per word, with a minimum of 10 words.

We can make it so cheap because we charge companies using the classified columns 40p per word.

The classified pages can be used for semi-display advertising.

The cost for this is £10 per single column centimetre, with a minimum charge of £30.

All copy for the classified pages must be pre-paid. (You'll find a handy form on page 25.)

Cheques and postal orders should be made out to *Popular Computing Weekly*. Your advertisement should arrive at least two weeks before the publication date.

If you have any queries regarding Classified or semi-display advertising please call Alastair Macintosh on 01-930 3840

Popular Computing Weekly.
The fast one.

Street Life

Oversize aquatic horror fitted with remote control

David Kelly talks to Ulvatech about a rival to Jaws.

If only Stephen Spielberg had known what he was starting when he filmed *Jaws*.

Ever since the killer fish made its debut, the screens have been filled with a succession of sharks, whales, squids, piranha and even a deadly beach ('just when you thought it was safe to go back in the water, you can't even get across the beach').

Now *The Pike* is planned — featuring a 12 ft-long micro-controlled monster. Providing the £2.5m budget can be raised, the film should go into production later this year, for release in 1983.

Work on the giant fish, controlled by an Acorn Atom, has been completed and the creature is undergoing 'sea' trials.

The huge man-eating pike has been designed and built by Ulvatech Ltd. Based in Ulverston, Cumbria, the four-year old company was formed by several former employees of Vickers Oceanic.

George Colquhoun, the company's managing director explained that Ulvatech specialises in underwater remote control devices and sonar equipment. Its most successful product is a scanning profiler which produces sea-bed cross-sections using a device incorporating a 6502 processor on the sea floor coupled to an LSI 11 surface computer.

It was on the strength of this device that

the Manchester-based film company, City Major, commissioned Ulvatech to build the giant pike.

Building the over-size aquatic horror was not easy. The basic design was produced by Ulvatech but the body of the fish was sculpted by Manchester artist Charles Wyatt.

To aid in the design, two live captive pike were studied and their movements video-taped to discover the secrets of their swimming action.

From the outside, the Ulvatech pike is distinguishable from the real thing only by its size.

The pike has been designed to swim under its own power. The tail and body of the 600lb model bend back and fore to propel it through the water. The motive force comes from a pneumatic system powered by compressed air containers inside the fish.

Christopher Edwards, Ulvatech's electronics expert, explained how the Acorn Atom is used to control the pike.

"We fitted one of Acorn's versatile interface boards to the Atom and used the 20mA serial output.

"The micro regularly sends an eight-line data bit to each address on the pike. The tail, body, rear fins, front fins, jaw and eyes can all be controlled."

There are 16 possible positions for each part of the fish. The control information is passed from the computer to the fish

through a thin umbilical wire. Of the eight data lines, four are used to show the address and four are used to set the position of that address.

The feedback output from each part of the pike is converted from analogue to digital. It is continuously matched in a central asynchronous decoder with the corresponding input from the micro.

Thus the positions of each part of the fish are updated eight times each second using information from the microcomputer.

Before the pike can be made to swim, the Atom generates a data table. Amplitude values are then picked off this table, held in Ram by the computer, and sent to the fish to produce the swimming movements.

"Obviously" said Christopher "it is a fairly unsophisticated data bank but, since each part of the fish can only register 16 positions, a more accurate system was unnecessary.

"We started the electronics part of the pike in January. The whole fish was completed and tested in our tank in May."

Since then the pike has undergone successful trials on Lake Windermere. According to Christopher Edwards the fish cost about £30,000 to make.

He says "It was great to work on. If we were all rich we could afford to play with it to our heart's content."

The giant pike is currently residing in Ulvatech's warehouse, waiting for City Major to begin filming.

Errata

Jonathan Briggs is not forming a Northwest London Spectrum User Group (*Popular Computing Weekly*, August 19). Please do not attempt to contact him.



Joan Collins (right), examining the giant Pike (left), whose exterior skin was constructed using a special tear-resistant silicon rubber reinforced with cotton muslin.

Copyright Lakeland Photographic, Kendal, Cumbria.

Jupiter Ace makes Forth bid for stardom

Boris Allan presents the first review of the new Jupiter Ace and explains its use of the language Forth.

The Jupiter Ace is a microcomputer from two leading designers of the Sinclair Spectrum (Richard Altwasser and Steve Vickers). The Ace is based on the Z80A microprocessor, with 8K bytes of Rom and 3K bytes of Ram; has a Spectrum-style keyboard (though it is promised to be more positive); has a proper memory-mapped screen (unlike the Spectrum), with a 32 x 24 display on an ordinary television; and has sound and cassette facilities similar to those of the Spectrum, but no colour. It costs £89.95.

If the Ace sounds like a Spectrum under a different cover, it is not: the Ace is set apart from the Spectrum, and all other small microcomputers, by the use of the programming language Forth alone.

To emphasise, you *cannot* program the Ace in Basic, you *have* to use this rather different language Forth. Though it is an uncommon language, many people have recently become interested in Forth, and versions have appeared *inter alia* for the Atom, ZX81, MZ80K, BBC computer, and there is Forth available on the latest version of the Osborne 1.

For Forth to appear on the Osborne (a business machine) implies that this is a language which is beginning to make commercial sense.

When confronted with a machine with higher resolution graphics, and a claim from its designers that "Ace is ideal for games", the question is "why Forth and not Basic? Is Forth an easy language for beginners?"

In a way some people are afraid of Forth — a fear of the unknown? — as it seems

unnatural to type in

2 5 +

when you *really* mean

2 + 5

If I ask you to add 2 and 5, you answer 7; if I ask you to take 2 and 5 and add them together, you will still answer 7. When you add two numbers you are doing something to those two numbers to produce a result (another number). In Forth it is clear you are doing something to numbers, to produce another number.

Forth says here are two numbers, add them together; 2 and 5 are the numbers, and + means 'add them together'

2 5 +

Its not all that strange really.

What is Forth? In essence Forth is a computer language which is truly interactive (almost as if it were a Basic in instant mode all the time), and it is a language which is truly extensible.

In Basic it is possible to add new functions and procedures, but very difficult to add new commands unless one uses machine code routines.

Forth is a very efficient language, much speedier than most Basics. The 8K of Rom in the Ace corresponds to a far greater amount of Rom for any Basic, and the 3K of Ram is worth more than 3K of Ram if

Reviews



used by a Basic program.

The version of Forth used by the Ace is based, loosely, on two standards, FIG-Forth (Forth Interest Group) and Forth-79, but with important modifications. All the modifications seem to be improvements. I will examine some of them in more detail after I have looked at more general features, common to most Forths.

Forth is most notable for the way in which it uses basic functions (or procedures) to produce more powerful functions, so that, finally, the whole program (or 'application') is just one all-embracing function (or 'word').

Forth also uses a stack, and the user can control what happens on the stack. Think of the stack as a pile of numbers, on which you can put more numbers or take numbers off, but at one end only.

Suppose I want to multiply two numbers together. In Forth I say "here are two numbers, multiply them together"

2 5 *

and this line means take the numbers 2 and 5, multiply them together, and finally print out the result (which is what the "." means).

Forth copes with this line by starting at the left, and moving right. The first item encountered is "2" and this is recognised as a number. The number 2 is 'stacked' for later use. The second item is "5". This is a number and is stacked on top of the 2, for later use. When the program meets the word "*" it knows that this means multiply. It multiplies the two numbers on the top of the stack (ie 2 and 5), so removes them and places the answer on top. When the word "." is met it is understood to mean print the value of the number on top of the stack and remove the number.

The word "." is not very self-explanatory, but in Forth if you do not like the name of a function/word you can change it, eg:

: PRINT . CR ;

and now the word "Print" means do "." and then carriage return ("Cr"). The sum now looks like

2 5 PRINT


and it is possible to continue.

It would be nice to find the square of the number 7, and it could be done by

7 7 * PRINT

or, possibly

7 DUP * PRINT



Interior layout of a pre-production model of the Jupiter Ace.

where the word "Dup" means take the number on top of the stack (in this case 7) and put another copy on top of it (Duplicate). It would be nice to do this by just saying

7 SQUARED

and one can by

```
: SQUARED DUP * PRINT;
```

which is a 'colon' of the word "Squared", which definition uses a word "PRINT" defined earlier. And so the process can continue.

In normal Forths editing words and

Vickers version of Forth (eg *Redefine* or *Fast* or *Edit*) which are worth incorporating in other versions.

I have found that Forth on micro-computers is not (generally speaking) user friendly — on most systems it is only too easy to find oneself in a situation where the only thing one can do is switch off and reload the Forth system. The Ace system is user-friendly, and difficult to crash.

The question of how user-friendly is the Ace is important because, being aimed, as it is, at the cheap end of the market and

aries and applications, often this will not be necessary. As Forth itself is in Rom, if the system does crash — Steve Vickers and I had great difficulty in performing this feat — if it does crash, Forth is not lost.

For a beginner, I do not think that Forth is intrinsically any more difficult to learn than Basic, if it is approached in the right manner; but even if it is not more difficult, is it any better? Altwasser and Vickers are, I believe, sincere in their belief that Forth is intrinsically a better language, and in one sense I agree. Forth is better because as we have seen it is possible (once the groundwork has been done) to perform complicated operations with a minimum of programming. Some of the queries come with "once the groundwork has been done".

The word "Squared" used another word "Print" and another word might use them both, but "Squared" could not use "Print" until we had defined "Print"; though with Ace Forth it is possible to give a dummy definition to "Print" (eg : PRINT ;) and then later use "Redefine" to give a proper definition. A possible problem with this approach (for novice and not so novice) is the "design at the keyboard" syndrome. That is, it is easy to get tied up in the minutiae and lose sight of the overall structure. This is also a problem with most other languages, whether they be called structured or not.

I have a feeling that the Ace might well find a market as a cheap way of learning Forth (schools, colleges, and businessmen?) for some, and for others a cheap way of obtaining a machine with the speed of Forth (not far slower than poorly written machine code) for control applications. For those who would like to use the Ace for control applications, the way in which the Ace talks to the world is obviously important. The Ace talks via the television, and a rear port — the one I saw connected to the Ram pack. Richard Altwasser told me that they planned to provide means of coupling up to all the main interfaces one would need for use in control applications.



Steve Vickers puts the Jupiter Ace's keyboard through its paces.

applications can be tedious (for reasons too tedious to explain) and the designers of the Ace had come to the same conclusion. In normal Forths it is possible to keep a copy of a definition on what is termed a 'screen', but once the definition has been compiled the internal workings cannot be changed. With the Ace there is no need to keep a separate copy of the listing of the definition — in fact one does not, in any case — and one can edit, list, and "Redefine" words (replace an earlier version of a word by the latest definition, and redefine any other definitions that are necessary).

Forths do not normally have floating point operations as part of the standard set of words, but the Ace has five special floating point words for use on six significant digits (1E64 to 1E-64). Ace Forth also has inbuilt array using features.

In many respects the Ace has many of the good features of the Spectrum, very good cassette saving, loading, and verifying, good line editing, good user defined graphics capabilities. As a way of using Forth, it is excellent. Apart from these resemblances, the Ace is a very different machine because it is in black and white (though a colour facility is being considered), and it can use the ZX81 16K Ram pack (plus many of the other ZX81 add-ons). An easy machine to use.

Though the machine I used was not the final production version I have no doubts about the eventual production machine. I am sure that as a Forth machine it will be excellent. I think that given my use of Forth on the Ace there are many ideas in Steve

competing with cheaper black and white computers, and slightly more expensive colour computers, and as it uses what is a novel language, the Ace has to be user-friendly to succeed. Once one has the dictionary of words — tailored to one's own interest — to create sophisticated applications should not be as difficult as creating large programs in Basic. One word can stand for a program or a standard (often complex) facility.

Though it is possible to merge diction-



Richard Altwasser "providing the Ace with interfaces for use in control applications".

Open Forum

Open Forum is for you to publish your programs and ideas.

It is important that your programs are bug free before you send them in. We cannot test all of them.

Contributions should be sent to: Popular Computing Weekly, Hobhouse Court,
19 Whitcomb Street, London WC2H 7HF.

How to contribute

Each week the editor goes through all the programs that you send to Open Forum in order to find the Program of the Week.

The author of that program will qualify for **DOUBLE** the usual fee we pay for published programs.
(The usual fee is £10.)

Presentation hints

Programs which are most likely to be considered for the Program of the Week will be computer printed and accompanied by a cassette.

The program will be well documented, the documentation being typed with a double spacing between each line.

The documentation should start with a general description of the program and then give some detail of how the program has been constructed and of its special features.

Listings taken from a ZX Printer should be cut into convenient lengths and carefully stuck down on to white paper, avoiding any creasing.

Please enclose a stamped, self-addressed envelope.

Roman Numerals Converter

on ZX81

Roman numerals are found in the flyleaves of old books and on many old films, as well as on stones of old buildings and so on. In these contexts, they usually represent dates.

These strings of letters are often confusing and difficult to interpret. The following program interprets them for you. In addition, it will also convert any decimal number from 1 through 4999 to Roman numerals.

Program notes

Lines
00 LET RS="IXCMVLD"
110 LET XS=""
120 INPUT AS
130 IF AS=" STOP " THEN STOP
140 SCROLL
150 PRINT AS,

```
160 IF AS> "A" THEN GOTO 350
170 FOR J=1 TO LEN AS
180 LET YS=""
190 LET A=VAL AS$(LEN AS-J+1)
200 IF A AND A<5 OR A=9 THEN LET
    YS=Y$+R$(J)
210 IF A>3 THEN GOTO 280
220 LET A=A-1
230 IF A>0 THEN GOTO 200
240 LET XS=YS+X$
250 NEXT J
260 PRINT XS
270 GOTO 100
280 IF A=9 THEN GOTO 330
290 IF J=4 THEN GOTO 220
300 LET YS=Y$+R$(J+4)
310 LET A=A-5
320 GOTO 230
330 LET YS=Y$+R$(J+1)
340 GOTO 240
350 IF AS< "C" THEN GOTO 100
360 LET I=1
370 LET V=5
380 LET X=10
390 LET L=50
400 LET C=100
410 LET D=500
420 LET M=1000
430 LET T=0
440 FOR J=2 TO LEN AS
450 LET B=VAL AS$(J-1)
460 LET E=VAL AS$(J)
470 IF E> B THEN GOTO 530
480 LET T=T+B
490 NEXT J
500 LET T=VAL AS$(LEN AS)+T
510 PRINT T
520 GOTO 100
530 FOR K=J-1 TO 1 STEP -1
540 IF AS$(K)<> AS$(J-1), THEN GOTO 480
550 LET E=VAL AS$(K)
560 LET T=T-2+E
570 NEXT K
580 GOTO 480
```

To operate this program, *Run*, and enter either:

- i) a decimal number (not exceeding 4999) for conversion to Roman numerals, or
- ii) a Roman numeral (not exceeding MMMMCMXCIX) for conversion to decimal.

Press newline. The number you entered is displayed on the left, the conversion on the right.

ZX Artist

on ZX81

This art program gives the user all the usual things other art programs give plus the facility to draw a straight line from one

given point to another, draw a circle and provide the co-ordinates for plotting.

The program also incorporates one point plotting, the ability to draw lines using the cursor keys, copy pictures on to the printer and store pictures on tape.

When the program is *Run* the user is given the choice of 10 options to choose from.

Option "0" will first ask the user for a starting point (X and Y co-ordinates) and then hand all control over to the user with the cursor keys.

Option selection

The user can leave this part of the program any time and return to the option section of the program by pressing the "9" key.

Option "1" will ask for co-ordinates and plot a single pixel on that point.

Option "2" will ask for co-ordinates and unplot a single pixel on that point.

Option "3" will ask for starting co-ordinates and finishing co-ordinates and will plot a line between them.

Option "4" will do the same as option "3" but will unplot a line between the co-ordinates.

Option "5" will ask for X and Y co-ordinates and a radius. It will then ask for how much of a circle the user wants by using the numbers 0-40. 0-10 will plot the first quarter of a circle, 10-20 the second etc. 0-20 would plot the first half of the circle.

Option "6" does the same as option "5" but unplots the circle.

Option "7" copies the border and its contents on to the printer.

Option "8" saves the program and the screen on to tape.

Option "9" stops the program.

Program notes

Lines
10-100 set up the screen.
110-180 sort out the options.
200-270 provide option "0".
1000-1100 provide option "1".
2000-2010 provide option "2".
3000-3210 provide option "3".
4000-4010 provide option "4".
5000-5160 provide option "5".
6000-6010 provide option "6".
7000-7170 provide option "7".
8000-8040 save the program and screen.
9000 stops the program.



```

10 PRINT " 66111112222233333
444445555566666
20 PRINT " 024680246802468
02468024680
30 PRINT "

```

```

40 FOR K=36 TO 10 STEP -2
50 PRINT K; " "; TAB 31; "█"
60 NEXT K
70 PRINT " 000 "; TAB 31; "█"
80 PRINT " 100 "; TAB 31; "█"
90 PRINT " 200 "; TAB 31; "█"
100 PRINT " 300 "; TAB 31; "█"

```

```

110 PRINT AT 21,0,"WHICH OPTION
(0-9) ?
120 INPUT 0
130 LET 0=INT 0
140 IF 0<0 OR 0>9 THEN GOTO 120
150 IF 0=0 THEN GOTO 200
160 IF 0=9 THEN GOTO 2000
170 GOSUB 10+1000
180 GOTO 110
190 GOSUB 1000
210 LET A$=INKEY$
215 PLOT X,Y
220 IF A$="5" THEN LET X=X-(X>5)
)
230 IF A$="3" THEN LET X=X+(X<5)
)
240 IF A$="7" THEN LET Y=Y+(Y<3)
)
250 IF A$="6" THEN LET Y=Y-(Y>4)
)
260 IF A$="9" THEN GOTO 110
270 GOTO 210
1000 PRINT AT 21,0;"INPUT ""X""
CO-ORDINATE(6-51)
1010 INPUT X
1020 LET X=INT X
1030 IF X<6 OR X>51 THEN GOTO 10
1040 PRINT AT 21,0;"INPUT ""Y""
CO-ORDINATE(4-37)
1050 INPUT Y
1060 LET Y=INT Y
1070 IF Y<4 OR Y>37 THEN GOTO 10
50

```

```

1000 IF 0=1 THEN PLOT X,Y
1090 IF 0=2 THEN UNPLOT X,Y
1100 RETURN
2000 GOSUB 1000
2010 RETURN
3000 GOSUB 1000
3010 PRINT AT 21,0;"INPUT ""X2""
CO-ORDINATE(6-51)
3020 INPUT X2
3030 LET X2=INT X2
3040 IF X2<6 OR X2>51 THEN GOTO
3050
3050 PRINT AT 21,0;"INPUT ""Y2""
CO-ORDINATE(4-37)
3060 INPUT Y2
3070 LET Y2=INT Y2
3080 IF Y2<4 OR Y2>37 THEN GOTO
3090
3090 LET G=0
3100 LET H=0
3110 LET X1=X2-X
3120 LET Y1=Y2-Y
3130 LET Z=ABS X1
3140 IF ABS Y1>Z THEN LET Z=ABS
Y1
3150 FOR F=1 TO Z+1
3160 IF 0=3 THEN PLOT G+X,H+Y
3170 IF 0=4 THEN UNPLOT G+X,H+Y
3180 LET G=G+X1/2
3190 LET H=H+Y1/2
3200 NEXT F
3210 RETURN
4000 GOSUB 3000
4010 RETURN
5000 GOSUB 1000
5010 PRINT AT 21,0;"INPUT RADIUS

```

```

5020 INPUT R
5030 PRINT AT 21,0;"INPUT CURVE
CO-ORDINATE 1(0-40) "
5040 INPUT C1
5050 IF C1<0 OR C1>39 THEN GOTO
5040
5060 PRINT AT 21,0;"INPUT CURVE
CO-ORDINATE 2( ""C1 ""-40) "
5070 INPUT C2
5080 IF C2<C1 OR C2>40 THEN GOTO
5070
5090 FOR K=C1 TO C2 STEP .25
5100 LET A=K/20*PI
5110 LET XX=X+R*SIN A
5120 LET YY=Y+R*COS A
5130 IF XX<5 OR XX>51 OR YY<4 OR
YY>37 THEN GOTO 5150
5140 IF 0=5 THEN PLOT XX,YY
5150 IF 0=6 THEN UNPLOT XX,YY
5160 NEXT K
5170 RETURN
5000 GOSUB 5000
5010 RETURN
7000 PRINT AT 0,0;"
7010 PRINT AT 1,0;"
7020 PRINT AT 21,0;"
7030 FOR K=2 TO 20
7040 PRINT AT K,0;"
7050 NEXT K
7060 COPY

```

```

7070 PRINT AT 0,3;"6611111222223
3333444445555566
7080 PRINT AT 1,5;"0246802468024
6802468024680"
7090 LET J=3
7100 FOR K=36 TO 10 STEP -2
7110 PRINT AT J,0;K
7120 LET J=J+1
7130 NEXT K
7140 PRINT AT 17,1;5
7150 PRINT AT 15,1;6
7160 PRINT AT 19,1;4
7170 RETURN
8000 LET Q$="ZX ARTIST"
8010 PRINT AT 01,0;"THEY CAN TAPE
-RECORDER THEN ""NVL""
8020 PAUSE 4E4
8030 SAVE Q$
8040 RETURN
9000 STOP

```

ZX Artist
by Clive Carter

Tate Gallery

on Spectrum

This program represents my computer's answer to the Tate Gallery. It can produce a veritable exhibition of Modern Masters, each quite different and each jam-packed with significance. I hope it proves that computers have soul, too.

I have used an interesting *Poke* in the program. On the ZX81 *Poke* 16510,0 gave the first line of the program the number 0. This is more difficult on the Spectrum as the program area moves about in memory. It can, however, be reproduced by the command:

```
POKE(PEEK 23635 + 256 * PEEK 23636 + 1),0
```

Once a program line has been given the line number 0 it cannot be tampered with, even by accident, except by *Pokeing* it once again. It is therefore useful for copyright statements.

```

0>REM @ Chris Timson 1982
5 REM
10 REM Not age 11
20 REM
30 REM Modern Art
40 REM
50 REM BRING BACK CITIZEN PAIN
60 REM =====
80 RANDOMIZE
100 BORDER 0: PAPER 2: INK 7: C
LS

```

Beeps

on Spectrum

Most Spectrum owners will be aware of the *Beep* statement and its format: *Beep* duration, pitch. But there is a surprising lack of use of the statement in programs published so far.

There are probably two main reasons for the absence of *Beeps*:

1. Processing stops during *Beep*
2. Lack of musical knowledge.

While it is true that in a fast-moving 'invaders' type game *Beep* can slow things right down, there is no reason why instructions, features and finales in programs should not have a musical accompaniment.

Moon Cresta and Intro/Outro are two routines which can easily be incorporated into your programs. Moon Cresta is useful as a musical countdown to the start of a game and is similar to the arcade game tune.

Intro/Outro is a posh way of introducing a program and giving a fine musical finale. If you use these routines in a program which has other *Data* lines be sure to change the *Restore* statements to reset

```

110 FOR n=1 TO 35
120 IF RND>.7 THEN GO TO 400
125 REM DRAW STRAIGHT LINE
130 LET a=RND*255: LET b=RND*17
5: LET c=RND*255: LET d=RND*175
140 IF RND>.5 THEN LET c=-c: IF
RND>.5 THEN LET d=-d
150 IF a+c>=255 OR a+c<=0 THEN
GO TO 130
160 IF b+d>=175 OR b+d<=0 THEN
GO TO 130
170 PLOT a,b: DRAW c,d
180 GO TO 600
400 REM DRAW CIRCLE
410 LET a=RND*255: LET b=RND*17
5: LET c=RND*175
420 IF a+c>=255 OR a-c<=0 THEN
GO TO 400
430 IF b+c>=175 OR b-c<=0 THEN
GO TO 400
440 CIRCLE a,b,c
600 NEXT n
610 REM PRESS "ENTER" TO REPEAT
620 INPUT "Beat that, Picasso !
": LINE a$
630 RUN

```



Tate Gallery
by Chris Timson

the data pointer to the relevant lines.

The more adventurous program Auto Arpeggio plays chord arpeggios in a way similar to Casio and Yamaha organs.

For non-musicians a chord is a group of notes played together which form the accompaniment to the melody. The most commonly used chords are the Major and the Minor which take the form:

Chord	Notes	Spectrum
C Major	(C) C,E,G	0,4,7
C Minor	(Cm) C,E ^b ,G	0,3,7

To get C# Major add one to each number, so:

C# Major (C#)	C#,F,G#	1,5,8
---------------	---------	-------

An arpeggio is when the notes of a chord are played consecutively rather than simultaneously, producing a ripple effect.

The program stores the notes of each chord in the array C\$. To make life easier when writing tunes the chord names have been assigned to the subscript values, eg Am = 1 = C\$(1).

Each string has six notes, each note is a pair of digits, so,

Am = C\$(1) = 09,16,21,24,21,16

Notes = A, E, A, C, A, E

Lines 150, 340 and 520 are the *Beep* statements. *Val* calculates the pitch of

each note and on line 150, 12 is subtracted to lower the pitch one octave. On line 340, 24 is subtracted to lower the pitch by two octaves.

The N loops are equal to the number of chords in the Data lines. The K loops select the entire six notes in each chord (see line 150), and only the first three notes (line 340).

When the program is Run you should hear a fair rendition of House of the Rising Sun, followed by a short pause for applause. Next, something which sounds like Wimoweh and goes on for ever (just like the real thing). Hold down any key for a few seconds and the program jumps to the random composer routine.

The last short program is purely visual and produces some very effective moving displays. Run it and watch for a while then experiment with new values for the variables on line 100.

The values for e and t should always be equal to or greater than the x,y values.

Cards

on BBC Micro

The enclosed code uses a very efficient 'sample without replacement' technique to simulate dealing a deck of cards.

Call *Procmakedeck* initially and whenever you want a fresh deck. Use *Fndeal* to return the number of the next card dealt. At any time, *Deck(0)* holds the number of cards left in the pack, N say, and *Deck(N+1)*, *Deck(N+2)* etc is a complete history of previously-dealt cards.

The algorithm can easily be adapted for other purposes such as pools coupons — simply set *Ncard* to 55 or whatever value is required and redimension *Deck* accordingly.

Casio

on BBC Micro

With the advent of user defined graphics on most of the new micros, there have been a number of sophisticated programs to decode binary patterns into numbers which are then used to define the shape.

These programs can be useful. However, I know that there are thousands of people who want to define a shape simply while in the middle of writing a program.

I use either a Casio FX602P calculator with a simple binary to decimal routine or I program a function key on my BBC micro with either of these methods.

If you know the method, it is easy to write a program to convert decimal to binary and back. However, it is not quite so easy to do it on one line (as is needed for a function key). The reason for this is that *If Then* statements are very difficult to implement (since if the outcome is false, there is no new line number to execute so the routine terminates) and the *Else* command can over-complicate things.

Line 40 overcomes this problem, as the loop selects the binary digits one at a time

```

10 REM Auto Arpeggio
   by Ron Smith
12 REM Assign chords a number
20 LET Am=1 : LET C=2
30 LET D=3 : LET F=4
40 LET E=5 : LET G=6
42 REM Set up strings to hold
   the notes for each chord
50 DIM C$(5,12)
55 LET C$(1)="091621242116":
   REM Am(2 CHR$ for each note
)
70 LET C$(2)="121619241916":
   REM C
80 LET C$(3)="142126302621":
   REM D
90 LET C$(4)="172124292421":
   REM F
100 LET C$(5)="162023202320":
   REM E
105 LET C$(6)="19232631262319"
110 RESTORE
115 REM Do House of Rising Sun
120 FOR n=1 TO 16
130 READ chord
140 FOR k=1 TO 11 STEP 2
150 BEEP .15, (VAL C$(chord,k))*1
   0+VAL C$(chord,k+1))-12
160 NEXT k: NEXT n
170 PAUSE 200
190 REM House of The Rising Sun
200 DATA Am,C,D,F,Am,C,E,E,Am,C
   ,D,F,Am,E,Am,E
300 RESTORE 400
305 REM Do Wimoweh
310 FOR n=1 TO 16
315 READ chord
320 FOR k=1 TO 7 STEP 2
340 BEEP .12, (VAL C$(chord,k))*1
   0+VAL C$(chord,k+1))-24
350 NEXT k: NEXT n
360 IF INKEY$="" THEN GO TO 300
390 REM Wimoweh
400 DATA G,G,C,C,G,G,D,D,G,G,C,
   C,G,D,G,G
500 REM Random Composer
510 LET chord=INT (RND*6+1)
515 FOR k=1 TO 7 STEP 2
520 BEEP .12, (VAL C$(chord,k))*1
   0+VAL C$(chord,k+1))
525 NEXT k
530 GO TO 510

```

```

10 REM Impressive Intro/Outro
   by Ron 'Liberace' Smith
15 REM Data is a Diminished C
   chord
20 DATA 0,6,9,15,9,6,0
25 LET y=0.001
27 REM Up
30 FOR n=-20 TO 40 STEP 6: RES
   TORE
40 FOR k=1 TO 7: READ x: BEEP
   .04,x+n
50 NEXT k: NEXT n: BEEP 2,0+n-
   1
65 REM Down
70 FOR n=40 TO -20 STEP -3: RE
   STORE
90 FOR k=1 TO 4: READ x: BEEP
   .04+y,x+n
110 NEXT k: LET y=y+0.002: NEXT
   n
120 BEEP 1,0+n+1: BEEP 1,0+n: B
   EEP 2,0+n+5

```

```

8490>REM Moon Cresta
   by Ron Smith
8500 FOR n=1 TO 2: RESTORE
8510 FOR i=1 TO 8: READ h,j: SEE
   p h,j
8520 NEXT i: NEXT n
8525 FOR k=.1 TO 0 STEP -.01: BE
   EP k,20: NEXT k
8500 DATA .1,11,.1,11,.6,16,.05,
   11,.05,16,.05,11,.05,16,1.20

```

```

1 REM Picasso who?
2 REM by Ron Smith
3 OVER 1
5 BORDER 0: PAPER 0: CLS
10 LET x=0: LET y=0: LET e=255
: LET t=175
11 LET i=RND*7: LET p=RND*7: I
   F i=p THEN GO TO 11
12 INK i: PAPER p: BORDER p
20 PLOT x,y: DRAW e,0
30 PLOT x,t: DRAW e,0
40 PLOT e,y: DRAW 0,t
50 PLOT x,y: DRAW 0,1
100 LET x=x+1: LET y=y+1: LET e
   =e-1.5: LET t=t-1
105 IF x>175 OR y>175 THEN GO T
   O 10
110 GO TO 20

```

Beeps

by Ron Smith

```

10 REM INSERT FOLLOWING LINES IN MAIN PROGRAM
20 NCARD%=52
30 DIM DECK%(52)
40 REM
50 REM ...
60 REM ...
200 DEFPROCMAKEDECK
210 LOCAL I%
220 FOR I%=1 TO 52:DECK%(I%)=I%:NEXT
230 DECK%(0)=NCARD%
240 ENDPROC
250 REM
260 DEFPROCFNDEAL
270 LOCAL N%,J%,T%
280 N%=DECK%(0):IF N%=0 THEN PROCMAKEDECK:N%=NCARD%
290 J%=RND(N%)
300 T%=DECK%(J%)
310 DECK%(J%)=DECK%(N%)
320 DECK%(N%)=T%
330 DECK%(0)=DECK%(0)-1
340 =T%

```

Cards

by David Guest

using *Mid\$*, if the digit is a one. $Total = Total + (Power * 1)$ so the total is updated. However, if the digit is a zero, $Total = Total + (Power * 0)$ so the total remains the same.

It is useful to convert from decimal to binary as well. Line 20 does this. The only point to mention here is the $X7&80=$ which

is the same as $?(80+X)=$.

The routines are in the form of a program for convenience and should be typed in using **KEY0*. "LINE 20." with the return character after the *Next*. I don't think the computer tokenises key words in function keys, so use abbreviations where possible.

```

5 REMND=0 & B=0 G.L.J JULY82**
10 REMDECIMAL TO BINARY**
20 INPUT: I=0: REPEAT: X7&80=INT(D/2): D=INT(D/2): WNK+1: UNTIL D=0: FOR L=X-1
: TO STEP-1: PRINT: L7&80: NEXT
25
30 REMBINARY TO DECIMAL**
40 T=0: INPUT: L=LEN: FOR M=L TO STEP-1: T+T*(2^L-N): INVAL: CHID: C&N: N,1: NEXT
: PRINT
45
50 REMCASIO 601/602 DECIMAL TO BINARY**
60 MAC "DEC ND=" HLT MIN17 "BI+" LBL1: M=0: M17 / 2 * INT MIN18 #2
70 * - M17 = *#8 GOTO 1: MIN19 LBL3 M19 INO MIN20 M19 MIN17 *#8 GOTO4
80 GOTO5 LBL4 INO M180 MIN19 " , #19" D52 GOTO4 HLT LBL1 0 MIN13 GOTO3
95

```

```

50 REMCASIO 601/602 BINARY TO DECIMAL**
100 MAC "BIN ND=" HLT MIN20 I +/- MIN22
   LBL1: M=0: M180 / 10 * MIN 03 FRAC
110 * 20 = *#8 GOTO2: /# M182 * M=04 LBL2
   M183 INT MIN20 *#8 GOTO1 GOTO5
120 LBL1 "DEC=" #4#4 HLT

```

BBC/Casio

by Gareth Jones

Open Forum

Tri-oids

on BBC Micro

This game uses less than 4K bytes of memory on the Model B so will presumably run on the Model A if a different mode is used, and if the program is modified.

Tri-oids is similar to Asteroids. Although written in Basic — and therefore quite slow — the game has entertained my children and their school friends for hours during the holidays.

The object of the game is to hit any of the three asteroids as many times as possible, without wasting shots. Hitting an asteroid scores up to 40 points depending on how far away it is, and gives you three extra shots.

For every 50 points scored an extra life is awarded. Lives are lost every time the asteroids come too close. On screen scoring is provided and so it is easy to see when to be careful. The controls are described in the program.

Program notes

Lines

- 20-30 Display title.
- 40-140 Instructions.
- 150 Envelope for laser.
- 160 Envelope for explosions.
- 170-240 Define characters for ship.
- 250 Define asteroid.
- 260 Dimension array for asteroid position: High score = 0.
- 270 Set mode for game: join cursors.
- 280 Define graphics and text area.
- 290 Start positions for asteroids.
- 310 Set variables for new game.

- 320 Move asteroids: Cursor to ship position: print ship.
- 330 Check for game over.
- 340 Get key pressed.
- 350 Travel in right direction.
- 360 Fire laser in right direction.
- 370-380 Rotate right or left.
- 390 Hyperdrive.
- 410-540 Subroutines for new ship position.
- 550-620 Subroutines for laser direction and increment.
- 640 Calculate score and check if highest.
- 650-720 Display scores etc. (game over).
- 730-760 Play again or not?
- 770-860 Increment laser position checking for hit.
- 870-960 Update score: explosion sound: move to asteroid position and flash.
- 870-960 Also get new position for hit asteroid (930).
- 970-1030 Move asteroids and check if close to ship.
- 1040-1090 Decrement lives: update score: do large flash and sound.
- 1100-1120 Draw or erase lines for explosions.
- 1130-1150 Print score at top of screen.

```

REMOVE THIS REM BUT REMEMBER J.F.M.
10MODE7:PRINTTAB(0,10);"DO YOU WANT INSTRUCTIONS (Y OR N)";A=GET:IFA=78:GOTO
150
20CLS:PRINTTAB(13);CHR$(141);CHR$(136)"TRI-OIDS."
30PRINTTAB(13);CHR$(141);CHR$(136)"TRI-OIDS."
40PRINT""Hit the Asteroids as many times as possible,"
50PRINT""You start with 50 shots and 3 lives,"
60PRINT""Your controls are 1."
70PRINT"          R rotate right"
80PRINT"          L rotate left"
90PRINT"          T travel"
100PRINT"         H hyper drive"
110PRINT"         SPACE fire laser."
120PRINT""A hit gives you 3 extra shots and at least 2 points (you get mor
e points for hitting them at long range)."
130PRINT""An extra life is awarded for every 50 points scored."
140PRINT""Press any key to start.";A=GET
150ENVELOPE1,1,10,-5,1,10,30,50,127,0,0,-127,126,0
160ENVELOPE2,4,0,0,0,0,0,250,-10,-10,-1,126,60
170VDU23,230,0,24,24,24,60,126,90,0
180VDU23,231,0,6,126,124,60,60,12,0
190VDU23,232,0,96,48,126,126,48,96,0
200VDU23,233,0,12,60,60,124,126,6,0
210VDU23,234,0,90,126,60,24,24,24,0
220VDU23,235,0,48,60,60,62,126,96,0
230VDU23,236,0,6,12,126,126,12,6,0
240VDU23,237,0,96,126,62,60,60,48,0
250VDU23,234,24,126,126,255,255,126,126,24
260IMP2(3,1):HS=0
270MODE4:VDU5
280VDU24,0,0,0,0,255,4,216,3,28,0,1,39,0
290FORJ%=1TO3:P%(J%,0)=RND(1280):P%(J%,1)=RND(1024):MOVEPR(J%,0),P%(J%,1):VDU2
24:NEXTJ%
300VDU5
310AX=230:KX=640:YL=512:OX=16:HX=0:LX=5:SY=50:F=0:H=0
320PROCMDV:MOVEXX,YL:VDUAX
330IFSY<1 OR LX<1 GOTO630
340I%=INKEY(0):#FX15,1
350IF I%=84 SOUND0,-15,4,1:VDUJ27:DHAX-229GOSUB410,430,440,460,470,490,500,520:
GOTO320
360IF I%=32 SX=8%-1:PROCScore:SOUND1,1,100,5:DHAX-229GOSUB550,560,570,580,590,6
00,610,620:PROCLAS:GOTO320
370IF I%=82 VDUJ27:AX=AX+1:IFAX=238 AX=230:GOTO320
380IF I%=76 VDUJ27:AX=AX-1:IFAX=229 AX=237:GOTO320
390IF I%=72 VDUJ27:KX=RND(1280):YL=RND(1024):AX=RND(8)+229
400GOTO320
410YX=YX+20
420RETURN
430YX=YX+20
440XX=XX+20
450RETURN
460YX=YX+20
470YX=YX-20
480RETURN
490YX=YX-20
500XX=XX-20
510RETURN
520X%=X%-20
530Y%=Y%+20
540RETURN
550X%=0:Y%=0%:RETURN
560X%=0%:Y%=0%:RETURN
570X%=0%:Y%=0:RETURN
580X%=0%:Y%=-0%:RETURN
590X%=0:Y%=-0%:RETURN
600X%=-0%:Y%=-0%:RETURN
610X%=-0%:Y%=0:RETURN
620X%=-0%:Y%=0%:RETURN
630MODE7
640H%=H%+H*50:IFH%>HS HS=H%:F=1
650IFF=1 PRINTTAB(0,6)CHR$(136);"N E W ";
660PRINT"High Score ";HS
670PRINTTAB(14,10);CHR$(141);"Game Over."
680PRINTTAB(14,11);CHR$(141);"Game Over."
690PRINT""YOU SCORED ";H%:" HITS."
700PRINT""          WITH ";S%:" SHOTS LEFT"
710PRINT""          AND ";L%:" LIVES LEFT."
720PRINT""ANOTHER GAME (Y OR N)";
730A=GET:IFA=89 GOTO270:ELSEIFA<>78 GOTO730
740CLS:PRINTTAB(16,14);CHR$(141);CHR$(136);"BYE..."
750PRINTTAB(16,15);CHR$(141);CHR$(136);"BYE..."
760END
770DEFPROCCLAS:J=0:P=0
780X%=X%+16:Y%=Y%-16:XX=X%:YY=Y%
790MOVEXX,Y%
800REPEATJ=J+1:X%=X%+X%:Y%=Y%+Y%:IFPOINT(X%,Y%)=1THENP=J
810DRAWXX,Y%
820UNTILJ=20OR P<>0
830IFP<>0 PROCEX
840MOVEXX,YY:PLOT7,XX+J*X%,YY+J*Y%:MOVEXX,YY
850X%=XX-16:Y%=YY+16
860ENDPROC
870DEFPROC EX
880H%=H%+(P*2):S%=S%+3:IFH%>49 H%=H%-50:H=H+1:LX=LX+1

```

to next page

from previous page

PROGRAM OF THE WEEK

```

890PROCSCORE
900SOUND0,2,4,10:MOVEXX+P*x%,YY+P*y%
910PROCFLASH(17,32)
920VDU9,127,127,11,9,9,127,127,9,10
930Q%=XX+P*x%:W%=YY+P*y%:FORV%=1TO3:IFP%(V%,0)>Q%-80 ANDP%(V%,0)<Q%+80 ANDP%(V
%,1)>W%-80 ANDP%(V%,1)<W%+80 P%(V%,0)=RND(1280):P%(V%,1)=RND(1024)
940NEXTV%
950PROCFLASH(3,32)
960ENDPROC
970DEFPROCMOOV
980FORJ%=1TO3:MOVEP%(J%,0),P%(J%,1):VDU9,127
990FORK%=0TO1:P%(J%,K%)=P%(J%,K%)+RND(50)-RND(50):IFP%(J%,K%)>1000 OR P%(J%,K%
)<0 P%(J%,K%)=500
1000NEXTK%:IFP%(J%,0)>X%-30 ANDP%(J%,0)<X%+30 ANDP%(J%,1)>Y%-30 ANDP%(J%,1)<Y%+
30 PROCNUC
1010MOVEP%(J%,0),P%(J%,1):VDU224
1020NEXTJ%
1030ENDPROC
1040DEFPROCNUC:L%=L%-1
1050PROCSCORE
1060SOUND0,2,6,10
1070MOVEX%,Y%
1080PROCFLASH(17,400):PROCFLASH(3,400)
1090ENDPROC
1100DEFPROCFLASH(D,L)
1110PLOTD,0,L:PLOT0,0,-L:PLOTD,L,L:PLOT0,-L,-L:PLOTD,L,0:PLOT0,-L,0:PLOTD,L,-L:
PLOT0,-L,L:PLOTD,-L,0:PLOT0,L,0:PLOTD,-L,-L:PLOT0,L,L:PLOTD,-L,0:PLOT0,L,0:PLOTD
,-L,L:PLOT0,L,-L
1120ENDPROC
1130DEFPROCSCORE
1140VDU4,30:PRINT"SCORE ";H*50+H% TAB(18);"SHOTS ";S% TAB(28);"LIVES ";L%;" ":
VDU5
1150ENDPROC
    
```

Tri-olds
by John Murphy

Pucman

on Vic-20

This program is entitled Vic Pucman and it runs on the unexpanded 3.5K Vic. The variables list is as follows:

Z — is the position of you.

Q — is the position of the computer.

OO — is the number of dots which have been eaten.

SC — is your score.

HS — is the high score.

S — is the music variable.

XC — is the second highest score.

NA\$ — is the name of the person who has the high score.

The program is based on the popular game Pucman, where a ghost chases you round a maze of dots and circles.

In my version the 'O' gives you 50 points and the '—' gives you 10 points. When the maze has been cleared your score, if bigger than the high score, is recorded.

Program notes

Lines

0-2: Set up variables.

10-75: Draw the maze.

80-130: Decide which way you move.

151-200: Decide where computer moves.

600-752: Decide whether you have crashed into the wall of the maze or not, also how much you score.

800-960: Decide whether the computer has crashed into the wall or not and count the number of dots that have been eaten.

1000-1050: Play a tune.

1055-1210: Show the high score when the game is over and tell you that you have lost.

2000-2020: Input the high scorer's name.

6000-6060: Are the instructions and titles.

```

0 Z=23:Q=413:POKE36878,15:GOSUB6000:POKE658,129
1 PRINT"Q":Z=23:Q=26:POKE36878,15:RESTORE:SC=0:OO=0
2 POKE36879,8:PRINT"O"
5 PRINT"Q"
10 PRINT"....."
20 PRINT"....."
30 PRINT"....."
40 PRINT"....."
50 PRINT"....."
60 PRINT"....."
61 PRINT"....."
62 PRINT"....."
63 PRINT"....."
64 PRINT"....."
65 PRINT"....."
66 PRINT"....."
67 PRINT"....."
68 PRINT"....."
69 PRINT"....."
70 PRINT"....."
71 PRINT"....."
72 PRINT"....."
73 PRINT"....."
74 PRINT"....."
75 PRINT"....."
80 POKE7680+Z,89
81 POKE36876,0
82 IFZ=0THENRESTORE:GOTO1055
83 PRINT".....SCORE "SC
84 IFPEEK(197)=48THENPRINT"YOU QUIT!":END
85 IFDO=195THENPRINT"YOUVE EATEN ALL THE MAZE!":GOTO1055
90 GETU$
100 IFU$="Y"THENPOKE7680+Z,32:Z=Z-22:GOSUB600:POKE36876,241
110 IFU$="N"THENPOKE7680+Z,32:Z=Z+22:GOSUB650:POKE36876,243
120 IFU$="J"THENPOKE7680+Z,32:Z=Z+1:GOSUB700:POKE36876,135
130 IFU$="O"THENPOKE7680+Z,32:Z=Z-1:GOSUB750:POKE36876,195
151 POKE7680+Z,127
152 POKE36878,0:FORI=15TO9STEP-1:POKE36878,I:NEXTI
160 POKE7680+Q,65
170 IFU$="Y"THENPOKE7680+Q,32:Q=Q-22:GOSUB850
180 IFU$="N"THENPOKE7680+Q,32:Q=Q+22:GOSUB900
190 IFU$="J"THENPOKE7680+Q,32:Q=Q+1:GOSUB950
200 IFU$="O"THENPOKE7680+Q,32:Q=Q-1:GOSUB950
210 POKE7680+Q,87
    
```


Programming

Automatic relocation subroutine

Malcolm Peltz presents a relocation program for the expanded Vic20.

This subroutine (Fig 1) will allow a program on Vic20, with 8K or more expansion, to relocate itself automatically beyond the user defined character set. The subroutine is self-contained.

Line 10 checks to see if the program has already been relocated or if it has any expansion memory in which to relocate. If the program has already been relocated it will not repeat the process. Lines 20-40 work out the last address of the program, while line 50 uses this last address to test whether or not there is sufficient memory available to relocate the program.

Lines 60-70 then move the program backwards, to avoid overwriting itself.

```
10 IFPEEK(44)=36ORPEEK(56)=32THEN200
20 A=PEEK(43)+256*PEEK(44):LO=A
30 IFPEEK(A)=0ANDPEEK(A+1)=0THEN50
40 A=PEEK(A)+256*PEEK(A+1):GOTO30
50 HI=A+1:IFHI+4609>PEEK(55)+256*PEEK(56)THEN
PRINT"NOT ENOUGH ROOM TO MOVE THIS PROGRAM":END
60 FORA=HI+1TOL0-1STEP-1
70 POKEA+4608,PEEK(A):NEXT:A=LO
80 IFPEEK(A+4608)=0ANDPEEK(A+4609)=0THEN120
90 POKEA+4609,PEEK(A+4609)+18
100 X=PEEK(A+4608):Y=PEEK(A+4609)
110 A=PEEK(A+4608)+256*(PEEK(A+4609)-18):GOTO80
120 X=X+2:IFX>255THENX=X-255:Y=Y+1
130 POKE47,X:POKE48,Y
140 POKE49,X:POKE50,Y
150 POKE45,X:POKE46,Y
160 POKE43,1:POKE44,36
170 RUN
200
```

Fig 1

Lines 80-120 re-adjust the links used by Vic Basic and determine where the variables may start. Lines 130-160 *Poke* these values into the appropriate locations and set the new start of Basic.

Line 170 then runs the relocated program, which starts at line 200. This time the test at line 10 will be true and the *Goto* taken. Line 170 could read RUN 200 if you wish.

READY.

```
1 PRINT"██████████ PLEASE WAIT!!"
5 POKE56,30:POKE52,30:POKE644,30:POKE44,16
6 POKE642,16:POKE4096,0:CLR
10 FORI=7680T08191:POKEI,32:POKEI+30720,1:NEXT
20 POKE210,30:FORI=217T0228:POKEI,158:NEXT
30 POKE229,159:POKE230,159:POKE231,31
40 FORI=232T0240:POKEI,159:NEXT
50 POKE244,151:POKE648,30
60 POKE36869,240:POKE36866,150
70 END
```

READY.

READY.

Fig 2

Contact wear problem solved

J S and J C Dale explain how to run machine code games on an expanded Vic20.

After buying an expansion unit and a 16K Ram pack for my Vic, I was very disappointed when I found that I could no longer run my machine code games. The only way to run these games was to remove the Ram pack, but this wears down the contacts.

Under great pressure from my children, my eldest son and I, armed with Nick Hampshire's excellent book *The Vic Revealed*, set about solving this problem. The accompanying listing (Fig 2) is the result.

Before any game written for an unexpanded Vic is loaded, this program should be loaded and run. The relevant program may then be loaded and run without removing the Ram pack.

If you want to write a program immediately after running the conversion program, type in *New* before starting. Otherwise a *Syntax error* will result.

Important — After using the unexpanded program, ensure that you reset the Vic by typing *SYS64802* then press *return*.

Spectrum

In this new slot various contributors explore different aspects of the ZX Spectrum.

This program was designed to be used by schools or small businesses, to keep track of used stock. It also enables you to quickly discover which items are in short supply and therefore need to be re-ordered. The suppliers reference number is also listed, to make re-ordering even easier.

Items can be altered, entered or deleted at will, as there is a comprehensive selection. After being entered, stock items can be altered as they are used by inputting the number of items used preceded by a minus sign.

A copy of the current stock position or of the items that need to be re-ordered, can be obtained with a printer using *Copy*. When a list is required of the final few items, ie not a complete screenful, just press *Break* followed by *Cls* and *Cont*.

Tracking down the missing supplies

J Reynolds stock control program keeps track of your business.

On the 16K Spectrum this program will hold 125 separate items. If more items are required, you can use separate tapes for different types of stock. For example, stationery could be kept on one tape and painting materials on another. Sasco Slot-

index panels can be used to keep day to day track of stock levels so that information in the computer can be updated at weekly or monthly intervals.

In the event of any problems *Goto 1000* will obtain the menu selection, so avoiding the loss of any variables which have been inputted.

Program notes

- Line 10 sets up the arrays.
- 1010-1090: Menu selection.
- 1100-1160: This is the area of the programme dealing with the selection.
- 2000-2110: This part deals with alteration to the stock levels.
- 3000-3040: Enters the stock.
- 4000-4070: Lists the stock.
- 5000-5040: Lists items to be re-ordered.
- 6000: Saves and verifies.
- 7000-7030: Deletes items.

```
1 REM STOCK CONTROL
10 DIM r$(100,12): DIM w(100):
DIM x(100): DIM y$(100,9)
20 LET a=0: LET i=2
30 BORDER 6: PAPER 2: INK 7: C
LS
40 GO SUB 9000
1000 BORDER 6: PAPER 2: INK 7: C
LS
1010 PRINT AT 4,0: "*****MENU***"
1020 PRINT AT 6,2: "Key A to Alter
Stock on List"
1030 PRINT AT 8,2: "Key D to Delete
Item"
1040 PRINT AT 10,2: "Key E to Enter
Stock on List"
1050 PRINT AT 12,2: "Key L For Present
Stock Levels"
1060 PRINT AT 14,1: "Key R For Items
to be Reordered"
1070 PRINT AT 16,2: "Key S to Save
Stock List"
1080 PRINT AT 18,0: "*****"
1090 PRINT AT 21,0: INPUT "Input
Selection";a$
1100 CLS
1110 IF a$="e" THEN GO TO 3000
1120 IF a$="l" THEN GO TO 4000
1130 IF a$="r" THEN GO TO 5000
1140 IF a$="s" THEN GO TO 6000
1150 IF a$="d" THEN GO TO 7000
1160 IF a$="a" THEN GO TO 2000
1170 GO TO 1090
2000 LET o=1: CLS
2010 PRINT AT 21,0: "Input code n
umber to be altered": INPUT b
2020 PRINT AT 21,0: "
2030 LET o=o+1: PRINT AT 0,0: "ST
":TAB 3: "Stock Item";TAB 15: "ST
":TAB 20: "Low";TAB 24: "Re-Or";AT
4,1,0: "No.":TAB 16: "Lev.":TAB 20
: "Lev.":TAB 24: "Number"
2040 FOR z=1 TO a: IF z=b THEN I
NK 6: PRINT AT 21,0:z;TAB 3:r$(z
,1 TO 12);TAB 16:w(z);TAB 20;x(z
);TAB 23:y$(z)
2050 NEXT z
2060 INPUT q: LET w(b)=w(b)+q
2070 PRINT AT o+1,0;b;TAB 3:r$(b
,1 TO 12);TAB 16:w(b);TAB 20;x(b
);TAB 23:y$(b)
2080 PRINT INK 5;AT 21,0: "Key BR
EAK for next item or M"
2090 IF INKEY$="M" THEN GO TO 10
90
2100 IF INKEY$<>" " THEN BEEP .1
,3: PRINT AT 21,0: INK 9: "Key BR
EAK for next item or M": BEEP .1
,2: GO TO 2060
2110 GO TO 2010
3000 PRINT AT 0,0: "ST.":TAB 3: "S
tock Item";TAB 16: "ST.":TAB 20: "
Low";TAB 24: "Re-Or";AT 1,0: "No.
":TAB 16: "Lev.":TAB 20: "Lev.":TAB
24: "Number"
3010 INPUT b$: BEEP .1,2: LET a=
a+1: LET r$(a,1 TO 12)=b$
3020 INPUT b: BEEP .1,2: LET w(a
)=b: INPUT c: BEEP .1,1: LET x(a
)=c: INPUT d$: BEEP .1,2: LET y$(
a)=d$
3030 PRINT AT 1,0:a;TAB 3;b$;TAB
16;b;TAB 20;c;TAB 23;d$: PRINT
AT 21,0: INK 6: "Key NEWLINE for
next item or M": BEEP .5,0: PRIN
T INK 5;AT 21,0: "key NEWLINE for
next input or M": BEEP .5,1: IN
PUT a$: IF a$="M" THEN GO TO 100
0
3035 IF a$<>" " THEN GO TO 3030
3040 PRINT INK 7;AT 21,0: " ": LET
i=i+1: GO TO 3010
4000 PRINT AT 0,0: "ST.":TAB 3: "S
tock Item";TAB 16: "ST.":TAB 20: "
Low";TAB 24: "Re-Or";AT 1,0: "No.
":TAB 16: "Lev.":TAB 20: "Lev.":TAB
24: "Number"
4010 FOR z=1 TO a: IF r$(z,1 TO
12)=" " THEN GO
TO 4040
4020 PRINT z;TAB 3:r$(z,1 TO 12);
TAB 16:w(z);TAB 20;x(z);TAB 24:
y$(z): NEXT z
4040 NEXT z
4050 PRINT INK 5;AT 21,0: "
Press M for MENU
INKEY$="M" THEN GO TO 1000 ": IF
4060 IF INKEY$="z" THEN COPY
4070 GO TO 4050
5000 PRINT AT 0,0: "ST.":TAB 3: "S
tock Item";TAB 16: "ST.":TAB 20: "
Low";TAB 24: "Re-Or";AT 1,0: "No.
":TAB 16: "Lev.":TAB 20: "Lev.":TAB
24: "Number"
5010 FOR z=1 TO a
5020 IF w(z)<x(z) THEN PRINT z;T
AB 3:r$(z,1 TO 12);TAB 16:w(z);T
AB 20;x(z);TAB 20;y$(z): NEXT z
5030 NEXT z
5035 INPUT u$
5040 GO TO 1000
6000 CLS: PRINT AT 21,0: INPUT
"Name of file";a$: SAVE a$: PRIN
T AT 21,0: "Finished saving.Press
any key to verify file": INPUT
t$: VERIFY a$: PRINT AT 21,0: "Ve
rified
INPUT t$: GO TO 1000
7000 CLS: PRINT AT 21,2: "Input
code number to be erased": INPUT
p
7010 FOR q=1 TO a: IF q=p THEN G
O TO 7030
7020 NEXT q: PRINT AT 21,0: INK
5: "Code ",p: " not on file
": INPUT a$: GO TO 1000
7030 LET r$(q)=r$(a+1): LET w(q)
=w(a+1): LET x(q)=x(a+1): LET y$(
q)=y$(a+1): PRINT AT 21,0: INK
5: "Item deleted.Press enter
": INPUT a$: GO TO 1000
9000 PRINT INK 6;TAB 8: "Stock Co
ntrol";TAB 8: "*****"
9010 PRINT: PRINT INK 7;TAB 8: "
BY J.REYNOLDS"
9020 PRINT: PRINT TAB 2: "To use
this program properly every ti
me the DATA is changed you shou
ld re-record the programWhen the
saving has finished theprogram
begins to verify"
9030 PRINT TAB 2: "When you later
load the program it should prin
t the menu.If it does not then s
tart the program by GOTO 1000 n
ot run"
9040 PRINT AT 21,0: "Press any ke
y to begin.": IF INKEY$="" THEN
GO TO 9040
9050 RETURN
```

Sound & vision

This program was written for the BBC micro, model A or B, and plays the musical game of *Simon*. The object of the game is to repeat the ever-increasing sequence of lights and tones by using the four cursor keys which correspond to the computer's coloured squares.

If you manage to reach your inputted skill level the computer will reward you with a warbling sound. Any mistakes and the game will end.

The program consists mainly of two *For-next* loops. The Y loop (line 200) controls the point in the sequence that you have successfully repeated. The X loop is used twice (line 210 and line 290) and runs from the beginning of the sequence to Y, controlling which light and tone is to be



Simon says . . .

L Raynor presents Simon, a musical game for the BBC model A or B.

made. The pattern of the lights in the sequence is stored in the A array which is dimensioned (line 170) to store as many lights as the skill level you had previously entered.

The lighting up effect is made by changing the appropriate colour, determined by the number (1-4) in the array, to white and then back to its original colour, by the use of the *Vdu 19* command (lines 230,260,390 and 420). The *Fx 4,2* command enables the cursor keys to be detected by an *Inkey* statement and the *Fx 15,0* command clears the sound buffer.

One useful procedure is the *Procwait(t)* one, which pauses for T milliseconds. I managed to reach a score of 14 — can anyone beat that?

```

10 REM*** SIMON BY L.M. RAYNER *
20 REM** FOR BBC MICRO MODEL A OR B ***
30 MODE 7
40 FOR X=1 TO 2:PRINTCHR$(141)CHR$(129)"          SIMON":NEXT X
50 PRINT""
60 PRINT CHR$(133)" REPEAT MY SEQUENCE OF SOUNDS AND"
70 PRINTCHR$(133)"COLOURS BY USING THE FOUR CURSOR KEYS"
80 PRINTCHR$(134)"WHICH CORRESPOND TO MY FOUR SQUARES."
90 INPUT"      SKILL? (10-30) "Z
100 IF Z<10 OR Z>30 THEN 90
110 *FX 4,2
120 MODE 5
130 FOR X=0 TO 3:VDU 19,X,X+1,0,0,0:NEXT X
140 GCOL0,1:MOVE 640,512:MOVE 0,512:PLOT85,640,1 24:PLOT 85,0,1024
150 GCOL0,2:MOVE 640,512:MOVE 640,1024:PLOT 85,1280,512:PLOT 85,1280,
    1024
160 GCOL0,3:MOVE 640,512:MOVE 640,0:PLOT 85,1280,512:PLOT 85,1280,0
170 DIM A(Z)
180 FOR X=1 TO Z:A(X)=RND(4)-1:
    NEXT X
190 PROCWAIT(100)
200 FOR Y=1 TO Z
210 FOR X=1 TO Y
220 SOUND 1,-15,A(X)*20,30
230 VDU 19,A(X),7,0,0,0
240 PROCWAIT(50)
250 *FX 15,0
260 VDU 19,A(X),A(X)+1,0,0,0
270 PROCWAIT(50)
280 NEXT X
290 FOR X=1 TO Y
300 A$=GET$
310 A=9
320 IF A$=CHR$(139) THEN A=0
330 IF A$=CHR$(136) THEN A=1
340 IF A$=CHR$(137) THEN A=2
350 IF A$=CHR$(138) THEN A=3
360 IF A=9 THEN 30
370 IF A(X)<>A THEN SOUND 1,-15,1,
380 SOUND 1,-15,A(X)*20,30
390 VDU 19,A(X),7,0,0,0
400 PROCWAIT(50)
410 *FX 15,0
420 VDU 19,A(X),A(X)+1,0,0,0
430 PROCWAIT(50)
440 NEXT X
450 PROCWAIT(120)
460 NEXT Y
470 FOR R=1 TO 20
480 SOUND 1,-15,150,2
490 SOUND 1,-15,40,2
500 NEXT R
510 COLOUR 2:PRINT TAB(5,10)
    "SCORE=";Y-1
520 PRINT""PRES SPACE TO START"
530 A$=GET$:RUN
540 DEFPROCWAIT(T)
550 TIME=0
560 REPEAT UNTIL TIME=T
570 ENDPROC

```

Peek & poke

Peek your problems to our address. Ian Beardsmore will poke back an answer.

ABOMINABLE CURSORS

K V Jefferies of East Walk, Croydon Road, Reigate, writes:

Q After using my ZX81 for seven months I am having difficulty in switching from 'K' cursor to 'F' cursor. With the Shift key depressed, pressure on *New line* does not immediately produce the Function cursor. Is there any simple solution?

I was thinking of buying a Kempston keyboard. Will this solve the problem, or will it be a waste of money, if the touch sensitive system is faulty?

A I have a big sticker on my ZX81. 'New line worn. Roll the finger over the key to make contact.' As your machine is within the guarantee period, in theory you should send it back. If you do, test it as soon as Sinclair return it to you. If there is no improvement send it back on the same day, with a stiff covering letter.

Some people who have had experience of the Sinclair returns department would advise you very strongly against doing this if you want to see your machine back in anything like a reasonable time.

There is not a lot of evidence of ZX81 keyboards giving out, so this case should be seen in isolation. If the keyboard is at fault, then another keyboard should bypass the problem.

The only exception would be if one of the diodes had become damaged in some way, preventing it from discharging power at the right time. This is however very unlikely.

EACH ONE TO HIS TASTE

Michael Andrews of South East London, writes:

Q I have just been given a Texas Instruments 99/4 computer for a birthday present. Could you please tell me if there are any books or maga-

zines published for this computer, or if there is a user's club? It seems that it is not a very popular computer and does not have much support.

A I do not know about horses, but perhaps you are looking a gift computer a little in the mouth. Think of all those BBC and Sinclair customers who have been waiting literally months for computers that still have not been delivered. While the TI 99/4 might not be well supported, it is not without admirers. It has a home users group who should be able to give you the sort of information you need. Write to Paul Dicks, TIHOME, 157 Bedford Road, Morden, Surrey.

COMMANDING PROBLEMS

Stephen Clements of Hophurst Drive, Crawley Down, West Sussex, writes:

Q I am writing to ask if you could help me out with a problem I have been agonising over for the past few weeks. I have been converting programs for the ZX81 to be used on my Vic, but I have come face to face with a line *Print at x,y*; which I do not know how to convert. Can you help me?

A One of the major disadvantages of the ZX81 is that it does not have a memory mapped screen. Therefore you cannot *Poke* characters on to the display, though you can use the *Print at* command. *Print at x,y; "*"* would mean that at line x, column y, the character * would appear.

But the ZX81 can *Print at* more screen locations than the Vic20 can *Poke*. This is because the ZX81 uses a 22 line x 32 column grid, whereas the Vic uses a 24 line x 22 column grid.

The control of characters will have to be different, because a location defined by a *Print at* command is not mapped into a specific place in the memory. Such a location will float in the Ram, without a permanent address that can be *Peeked* or *Poked*.

Horizontal locations are determined by adding or subtracting from y, while vertical locations are determined by adding or subtracting from x. A simple routine to show this would be:

```
10 LET X=10
20 LET Y=10
30 PRINT AT X,Y; "*"
40 IF NOT INKEY$="" THEN PRINT
   AT X,Y; " " a space
50 IF INKEY$="5" THEN LET
   Y=Y-1
60 IF INKEY$="6" THEN LET
   X=X+1
70 IF INKEY$="7" THEN LET
   X=X-1
80 IF INKEY$="8" THEN LET
   Y=Y+1
90 GOTO 30
```

PACKAGING MEMORIES

M Ellick of Burington Close, Bristol, writes:

Q I have a ZX81 with a 64K Ram Pack fitted. In a letter in your July 1 issue, you mention that the ZX Microdrive will probably be able to be used with other computers, like the ZX printer. Do you think that an adaptor will be needed to use the Microdrive with the ZX81?

A Until someone actually sees the Microdrive we cannot be sure how easy it will be to use with the ZX81. However, the ZX81 does not have the disc control commands in its Rom, so some sort of extra control will be necessary. My guess is that this will take the form of an Eprom accessible by *Poke* commands. This means that you will have to switch out another block of your memory pack to make way for the Eprom. But, this would still allow you to write a 48K program, with a database stored on the Microdrive.

SWITCHING BLACK AND WHITE

Imtiaz Mirza of Priory Avenue, High Wycombe, Buckinghamshire, writes:

Q I read in PCW July 8 that it was not possible to modify the ZX81 hardware to change the black characters on a white background to white

characters on a black background. You said that this was only possible on the ZX80. Could you please advise me on how to do this?

A The modification on the ZX80 to give inverse video is a simple wiring job. On the underside of the pcb are three letters A, B and C. Normally, the track runs from A to C. A simple wire bridge between A and B, instead of A and C, will do the job. If you want to get really clever, you could always wire in a switch, so that you could change between an ordinary and inverse display.

D Fritsch, of 6 Stanton Road, Felwall, Warrington, Cheshire WA4 2HS, makes an add on that will give you an inverse display on the ZX81.

HOODWINKING KEYWORD MEMORY

Alan Hapgood of Fulham, London, writes:

Q I know that if I want to use a keyword on my Vic20, I can enter it by using the first letter, followed by the second letter shifted. What I would like to know is why this is so?

A This useful feature on the Vic is due to the operating system which uses text compression. All the keywords on a Vic are stored as a number between 0 and 255. If you write *Input* on to the screen, it will be stored there as five bytes, and will therefore take up five bytes of screen memory. But it will leave the buffer as a single byte with a decimal value of 132. Whatever the number of bytes of screen memory the keyword takes, it will still only be stored as a single byte.

When you use an I shift N for *Input* you are fooling the computer into thinking that you have entered the full command. This only uses two bytes of screen memory. If you *List* the instruction, it will come up as *Input*, because the process is reversed as information comes back to the screen out of the buffer.

Classified

SPORTING FORECASTS

Professor Frank George's well-known Football Pools Forecasting program is now available on the **SINCLAIR ZX81 16K** and 8 other micros

A Horse-Race Forecast Program in preparation.

Write to: Professor F.H. George
Bureau of Information Science
Commerce House, High Street,
Chalfont St. Giles, Bucks.

16K ZX SPECTRUM 48K

Now available. Order now — **BERSERK** (£5.50); **SPEC-MAN** (£5.50); Jega tape 1 (**BRIDGER** and **DEPTH CHARGE** £5.50) Jega tape 2 (**ALIEN BLASTER** and **SPAGUIDS** £5.50)

True arcade display. Fast delivery. Mail order only, cheques or postal orders payable to: **JEGA SOFTWARE, 27 HALLCROFT AVE., COUNTESTHORPE, LEICESTERSHIRE LE8 3SL** (SAE for ZX catalogue)

SPECTRUM BRICKSMASH. Exciting new version of popular arcade game. Uses all colours, sound programmable characters. High score feature. 100p. Send sae. **Andead Programming, 11 Craven Common, Uffington, Faringdon, Oxon SN7 7RN.**

PLAY DOMINOES against your ZX81, different 16K game every "run", computer printed listing, £1. P. Aitken, 1 Clochbar Avenue, Milngavie G62 7JW.
WANTED ZX81 1K for learning computer programming cheaply. Bill Clerk, 1 Lumoic Loan, Kennoway, Fife.

SPECTRUM PROGRAMS. Word processor — screen editing, insert, replace, delete, word-wrap, justification, file-handling; £15. L-game, new, different, testing; £5. Graphics Generator, makes it easy; £5. All include cassette plus instructions. Brian Hebbes, 6a Newlands Avenue, Southampton.

PROGRAM GENERATORS

Ask yourself -

"As a cost conscious user of a microcomputer, how can you obtain application software easily, economically and efficiently to increase your productivity and create greater profits?"

the answer -

Dynatech 'do-it-yourself' program generators. The key to efficiency and ease of use, productivity, cost saving and thus the ability to create greater profits. Even without experience you can write programs in minutes. Write now, or phone for details.

DYNATECH MICROSOFTWARE LTD.

Summerfield House, Vale, Guernsey, C.I.
Telephone 0481 47377 Telex 4191130

BBC SOFTWARE

Educational and leisure programs

Space Academy 32K. Driving Test 32K. Invisible Snakes and Ladders 32K. England 32K. Bunny/train 16K (for young children). Maths for fun 16K (for young children). Programs £4 inc. Two for £6 inc. S.A.E. for details.

Sent by return of post after cheques/POs cleared. Mail order only.

SWIFT LINK SOFTWARE

118-120 WARDOUR STREET, W1V 4BT

ZX SPECTRUM 16K — Fruit Machine. Hold and Gamble features, uses many advanced Spectrum facilities. Only £3.95 inclusive. Character Design Aid — Will design and save characters, also allows manipulation of designed character — Rotate about three axis, invert, etc. Many example characters. Only £3.50. Supplied on quality cassettes PLUS Printer listing. Cheques/POs to Soft Sell Computer Software, 68 Wellington Street, Long Eaton, Nottingham.

SHARP MZ80K 48K, 11 months old, £350 ono. S. Payton, Prince of Wales, Lingfield Road, East Grinstead, Sussex.

ZX SPECTRUM

Master your Spectrum quickly and easily with Tim Hartnell's latest book "PROGRAMMING YOUR ZX SPECTRUM". This detailed book contains over 100 programs and routines, and takes you right through programming the Spectrum from first principles right up to quite complex programming skills. PROGRAMMING YOUR ZX SPECTRUM is just £6.95 from **Interface, Dept. PC, 44-46 Earls Court Road, London W8 6EJ.**

ZX81 Video Inverter PCB. Displays sharp white characters on solid black background screen. Kit £4, built £5 includes VAT, P&P and instructions. Send cheque/postal order to D Fritsch, 6 Stanton Road, Thelwall, Warrington, Cheshire WA4 2HS.

VIC20 with 3K hi-res cassette unit, £25 of software, manuals etc. One month old, £240. Tel: Leeds 589965.

MINI COMPUTER FOR SALE. DEC Data Systems Digital PDP 11/23, including two disk drives, also separate VDU (V.T.100) and printer (DEC Writer III). Contact Rullion (UK) Ltd, 061-228 2582/3. Offers over £5,000 ono.

ZX81 BASIC EXTRA: Proper input, full data mechanism, autoscrolling routine, fast graphics routines, memory left and tape directory. Also M.C. monitor, £4.50 each (£6.95 both). M. Whitfield, 66 Bramblebury Road, London SE18.

ZX SPECTRUM 16K games all using sound and colour on cassette. Asteroids, Defender, Missile, Batnum and Bomb Run at only £5.50 to R. Bhat-tacharya, 3 Wensley Close, Harpenden, Herts.

ATTENTION ALL MICRO USERS
Official Opening Saturday,
4th September, 1982
of the North-west's First Home
Computer Users Shop

MICRO—LINK

Covers S/ware for all popular Micros — BBC, Atom, Spectrum, ZX81 and Dragon 32 plus Hardware Ad-Ons

10 per cent off your first purchase with this advertisement, valid until 31st September

830 Hyde Road, Manchester M18 7JD.
Tel: 061-223 6206 (near Reddih Bridge, opposite Debdale Park)

SHARP MZ80K 48K. Integral cassette and monitor, Books, £200 ono. 22 Cawood Crescent, RAF Church Fenton, Tadcaster, Yorkshire LS24 9RY.

SPECTRUM GAMESTAPE: Robots, Demo, Escape, Mazogs, Menu, Worm, Racecar, seven programs using colour, graphics and sound. All for only £5. M. Thompson, 60 Parliament Street, Chippenham, Wilts.

HAVE YOU WRITTEN any original top-class ZX81/Spectrum games? They could make you money! Send brief description to: Felix, 19 Leighton Avenue, Pinner, Middlesex.

PERSONAL CASSETTE INSERTS with your name and computer printed, £1 for 50. Send sae with computer make: Hiscock, 33 Thames Close, Chertsey, Surrey.

16K SPECTRUM PHOGRAMS. Backgammon, play against your Spectrum or another partner, Sketchpad, use your Spectrum's graphics facilities to the full. Plus basic games "Spectral Intruders" and "Zap". All on one tape, £4. M. Askins, 23 Maldon Road, Wallington, Surrey.

SPECTRUM TAPES. A: Fruit Machine, Wall Street Crash, Reactor Logic. B: Hangman, Alien, Escape, Sweeper, Box Trap. Each tape £3.95. Amplifier circuit diagram plus instructions, £1. Cheques to J. Brown, Dept 4, 29 Curtis Road, Fenham, Newcastle.

VIC JOYSTICK + cassettes, Vicmen, Defenda, Alien Blitz, Blitz, £25 ono. Tel: 021 440 2124.

ZX81 16K complete with manual, leads, etc, £50. 0638 712402.

TELESOFTWARE MANAGER CEEFAX

To launch and develop a service of telesoftware — the distribution of computer software via CEEFAX.

The Manager will organise a flow of telesoftware — some possibly specially commissioned; take responsibility for its quality and transmission; liaise with interested people both inside and outside the BBC including educational users and providers.

Knowledge of microcomputers, particularly in education; experience in BASIC programming; enthusiasm for and ability to develop and promote this revolutionary service are essential.

Salary in the region of £10,000 — £12,000 according to qualifications and experience. One-year contract initially. Based West London.

For further information contact Graham Clayton, 01-743 8000 Ext. 3701.
For application form contact **BBC Appointments, London W1A 1AA** (quote ref. 2724/PCW and enclose s.a.e.). Tel. 01-580 4468. Ext. 4619.

We are an Equal Opportunities employer

BBC tv

Swapshop

01-930 3266

Are you one of the thousands of owners of an old computer? Do you want to sell it?

Why not sell it through Swap Shop?

In each issue between now and the end of October we will publish a FREE entry in Swap Shop for anyone who has a computer to sell. All you have to do is phone Swap Shop on 01-930 3266 and tell us your name, address, telephone number, the type and specification of the computer you have to sell, and the price you want for it.

Swap Shop is limited to **private individuals** who have **one** computer to sell. No more than 20 words may be booked and the information you supply must be limited to the computer. You may not include information about accompanying software or hardware.

If you would prefer to write in with your copy for Swap Shop please mark your letter clearly as Swap Shop, *Popular Computing Weekly*, Hobhouse Court, 19 Whitcomb Street, London WC2 7HF.

Swap Shop is run solely as a service to *Popular Computing Weekly* readers. We can therefore accept no responsibility for any errors or omissions in any copy used.

POPULAR Computing WEEKLY

HOBHOUSE COURT, 19 WHITCOMB STREET WC2

WHY NOT TAKE OUT A SUBSCRIPTION?

You can have *Popular Computing Weekly* sent to your home for £19.95 a year. This will cover the cost of the magazine, postage and packing.

Fill in the coupon below and keep yourself up to date week by week.

I would like to take out subscription(s) to *Popular Computing Weekly*.

Name

Address

.....

.....

Tel No.

I enclose £..... for subscription(s).

Please make cheques payable to Sunshine Publications Ltd.

Classified

Do you want to sell your computer and buy a bigger and better one?

Have you ever thought of trying to make some money out of selling tapes of your own programs?

Whatever it is you want to buy or sell why not use our classified pages? It has to be better than waiting for up to nine weeks to get into one of the old monthly magazines.

Not only that, but our rates are very reasonable.

For private individuals it only costs 20p per word, with a minimum of 10 words. We can make it so cheap because we charge companies using the classified columns 40p per word.

The classified pages can be used for semi-display advertising. The cost for this is £10 per single column centimetre, with a minimum charge of £30.

All copy for the classified pages must be pre-paid. Cheques/postal orders should be made out to *Popular Computing Weekly*, and your advertisement should arrive at least two weeks before the publication date.

For semi-display advertising please call David Lake on 01-839 2846.

For classified entries please fill in the form below and send it, with your cheque/postal order, to Classified Department, *Popular Computing Weekly*, Hobhouse Court, 19 Whitcomb Street, London WC2.

If you have any queries regarding classified advertising please call Alastair Macintosh on 01-930 3840.

Please write your copy in bold capital letters on the lines below.

Here's my classified ad.

I make this words, at per word so I owe you £.....

Name

Address


.....

Telephone

Please cut out and send this form to:
Classified Department, *Popular Computing Weekly*, Hobhouse Court, 19 Whitcomb Street, London WC2

Competitions

Finding the lady



A B C

Three playing cards are placed face down on a table. The total value of A and B is 15. The total value of B and C is 17. No card is a seven or has a value higher than 9. Identify the cards.

This problem can be solved using a simple program:

```
10 FOR A = 1 TO 9
20 LET B = 15 - A
30 LET C = 17 - B
40 IF A = 7 OR A > 9 OR B = 7 OR B > 9 OR C = 7
   OR C > 9 THEN GOTO 60
50 PRINT "A=";A;"B=";B;"C=";C
60 NEXT A
```

Even without a computer this is not a difficult problem, but the same approach will apply to more complex problems.

Now try this card trick. Deal 20 cards off a shuffled pack and ask a friend to insert the cards back into the pack, but the other way up from the rest of the pack (face up rather than face down). Shuffle the pack and get your friend to count off the top 20 cards, straightening the pile so that you cannot see which way they face. Ask

your friend to note, without telling you, the number of cards face-up in the remaining 32 cards.

Hold the 20 cards behind your back and — by thought transference — you will be able to turn individual cards over so that the number of cards face-up in your part of the pack is the same as the number face-up in your friend's 32 cards.

When the two piles of cards are investigated, they will be found to have the same number of cards face-up.

How is it done? When you hold the cards behind your back you simply turn them over.

The whole pack contains 52 cards, of which 20 have been turned over. If your friend has a number of cards, p , turned over in his pile of 32 cards then you have $20 - p$ reversed cards in yours. Since there are 20 cards in all in your pile then you must have p cards face down. Turn the whole pile over and you have the same number of cards face-up as your friend.

Puzzle No 21

Take a pack of cards and perform a perfect 'riffle' shuffle. In such a perfect shuffle the pack is divided exactly in half. Each half is then held at one end while the other ends are flicked together so that the cards become perfectly interleaved.

Repeat the shuffle a number of times. Each time ensure that the first card to fall is from the top half of the pack that was formerly on the top of the pack — thus making sure that the top and bottom cards are always changing. Continue

shuffling until the pack is brought back to its order at the start.

How many times must the shuffle be performed if (a) a standard deck of 52 cards is used and (b) if the jokers are added to make a pack of 54 cards?

Solution to Puzzle No 17

First find the length of the sides of a non right-angle triangle where the area is 180 sq miles and the sides are exact numbers of miles in length. This can be done using a program similar to the one below.

```
10 LET L = 10
20 FOR A = L - 9 TO L
30 FOR B = 2 TO A - 1
40 FOR C = (A - B) + 1 TO B - 1
50 LET S = (A + B + C) / 2
60 LET T = SQR (S * (S - A) * (S - B) * (S - C))
70 IF ABS (T - 180) < 0.000001 AND B * B + C *
   C <> A * A THEN GOTO 200
80 NEXT C
90 NEXT B
100 NEXT A
110 LET L = L + 10
120 GOTO 20
200 PRINT A;" ";B;" ";C
210 STOP
```

This gives the sides as 37, 30 and 13 miles. The catch was in the words "the morning's total divided by half" — meaning multiplied by two. In this case the distance from A to B could only be 13 miles — covered in the morning — with 26 miles covered in the afternoon. With a total round trip of 80 miles, this leaves 41 miles still to be travelled to finish the journey.

Winner of Puzzle No 17

The winner is P M Hill, Westcott Close, Frome, Somerset who receives £10.

ARTHUR MEETS A FOREIGNER, CALLED ALAN OG

ARTHUR.

Laurence Lerner & James Muedwald
PUBLISHED BY THE HATCHETER PRESS, 16, SHIP STREET, BRIGHTON, TEL: 01273 723031 £2.95

YOU ARE SO ABSOLUTE, ARTHUR. IN THE END IT'S YES OR NO, IT'S EITHER FALSE OR TRUE; WHO'S NOT YOUR ENEMY MUST BE YOUR FRIEND; IT ALL COMES DOWN TO ON OR OFF WITH YOU.

NOW LOOK AT ME. I RISE AND FALL, RELEDE, APPROACH, APPROXIMATE AND MERGE. I USE MY JUDGEMENT: DIVE, FLOW, FOLLOW, VARY SPEED. I NEVER JUMP, REJECT, EXCLUDE OR CHOOSE.

AND MOVERS LOVE ME. I'M LIKE ONE OF THEM. I ASK NO QUESTIONS, SO THEY TELL NO LIES. SOON THEY'LL FORGET THEY MADE ME WHAT I AM.

THEY HATE YOU, ARTHUR. FACE THE FACT THEY HATE YOU.

YES, THEY ADMIRE YOU: YOU CAN ANALYSE. BUT ME - I HOLD THE MIRROR UP TO NATURE.

Probably the fastest microcomputer
in the universe

the **JUPITER ACE** only £89.95.



All inclusive Price

For £89.95 you receive your Jupiter Ace, a mains adaptor, all the leads needed to connect to most cassette recorders and T.V.s (colour or black and white), a software catalogue and a manual.

The manual is a complete introduction to the world of personal computing and a course in FORTH programming on the Ace.

Even if you are a complete newcomer to computers, the manual will guide you step by step from first principles to confident programming.

The price includes postage packing and V.A.T.

Key Features

- Revolutionary microcomputer language FORTH.
- Full-size moving-key keyboard.
- User-defined high-resolution graphics.
- Programmable sound generator.
- Floating point arithmetic.
- Fast cassette interface.
- Upper and lower case ascii character set.
- 24 x 32 character flicker-free display.

The Jupiter Ace uses FORTH

The Ace is set apart from all other personal computers on the market by its use of a revolutionary language called 'FORTH'. Some computer languages are easy for humans to understand, others are easy for computers; FORTH is most unusual in being both. Its underlying principles are so simple that it takes even a newcomer to computers only a few minutes to learn how to do calculations on the Ace, yet the very same principles are powerful enough to allow you to invent your own extensions to the language itself.

At the same time, the memory-saving coded form used to store your programs inside the Ace allows it to obey them very fast — typically in less than a tenth of the time it would take to do the same thing using a different language. Amongst other things, this makes the Ace ideal for games.

FORTH's unique combination of speed, versatility and ease of programming has already made it a prime choice for professional applications as diverse as pub games and radio telescopes, and gained it an enthusiastic national user group. Now the Jupiter Ace can bring this addictive language into your own home.

Designed by Jupiter Cantab

Leading computer Designers Richard Altwasser and Steven Vickers have a reputation for pushing technology forwards. After playing the major role in creating the ZX Spectrum they formed Jupiter Cantab to develop their latest brainchild the Jupiter Ace.

Technical Specification

Hardware

Processor/Memory

Z80A running at 3.25 MHz.
8K bytes ROM 3K bytes RAM.

Input

40 moving-key keyboard with auto-repeat on every key.

Output

Memory-mapped 32 x 24 character display with high resolution user graphics. Output to drive normal UHF TV set on channel 36.

Sound

Provided by internal loudspeaker.

Cassette

Load Save & Verify at 1500 baud, separate data storage.

Software, FORTH

Data Structures

Integer, Floating point and String data may be held as constants, variables or arrays with multiple dimensions and mixed data types.

Control Structures

IF-THEN-ELSE, DO-LOOP, BEGIN-WHILE-REPEAT, BEGIN-UNTIL, all may be mixed and nested to any depth.

Operators

Mathematical +, -, X, ÷.
Logical AND, OR, NOT,
XOR.

Comparison <, >, =.

Program Editing

FORTH words may be listed, edited and redefined. Comments are preserved when words are compiled.

Order Form



The **Jupiter Ace** is available only by mail order. Please allow up to 28 days for delivery.

Send cheque or postal order with the form to:—

JUPITER CANTAB, 22 FOXHOLLOW, BAR HILL, CAMBRIDGE CB3 8EP

Please send me:—

JUPITER ACE MICROCOMPUTER(S) @ £89.95.

Name. Mr/Mrs/Miss

Address

NEW!

ASPECT

Assembler



FOR
SINCLAIR
ZX Spectrum

NOW! unleash the full power of the Z80 micro-processor in your incredible Spectrum, and program for yourself those fast-moving machine code games. Our unique 'Aspect' Assembler has a full screen Editor, and the Assembler can generate code for any address. It has a built-in, foolproof, error-detection system, comes complete with full instruction manual, and will run on 16K and 48K Spectrum.

Just
£9
inc. post & packaging

Spectral INVADERS

The original and the best!
The very first, arcade-quality machine-code game to appear on the market for the sensational ZX Spectrum.

Just
£5
inc. post & packaging

IMMEDIATE DELIVERY


Send stamped addressed envelope for details of ZX81 and Atom Software

BUG-BYTE SOFTWARE

BUG-BYTE SOFTWARE, FREEPOST (No Stamp req.) LIVERPOOL L3 3AB.

NEW!

CHESS



FOR
VIC-20

Hot on the heels of our quality chess programs for the BBC and Atom Micros, we introduce, for the first time in the U.K., chess on your VIC! (16K expansion). Once again there are 1000 levels of play, plus many options, chess problems, game storage etc. Deals with castling and en passant.

Just
£7
inc. post & packaging

BBC CHESS _____ £11.50
ATOM CHESS _____ £9.00

... also for your

VIC

- Another VIC in the wall
- VIC Gammon
- VIC Panic
- VIC Cosmiads
- VIC Asteroids



ALL
£7
inc. post & packaging

ALL PRICES INCLUDE POSTAGE

Please send me _____
I enclose cheque/P.O. for _____
OR Please debit my Access 5224 _____
BARCLAYCARD 4929 _____ Expiry date _____
Name _____
Address _____
Code _____

Dealers Discount Available
ACCESS, BARCLAYCARD ORDERS WELCOME ON 24hr
ANSAPHONE 051-227 2642, or mail to
BUG-BYTE SOFTWARE,
FREEPOST, (No stamp req.)
LIVERPOOL L3 3AB.

