

50p

YOUR COMPUTER


NOVEMBER 1981

Vol.1 No.4

Making music on your micro



Review:
Texas 99/4
ZX-81 moving graphics
Computer art
ZX-81 books



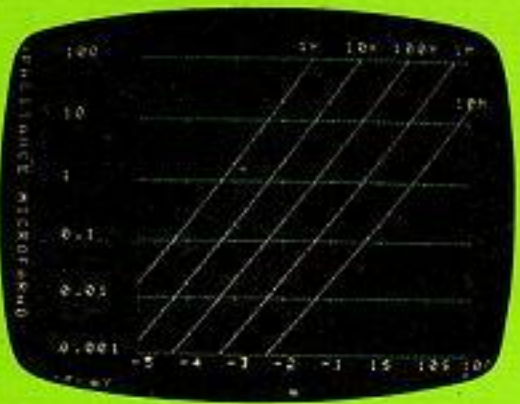
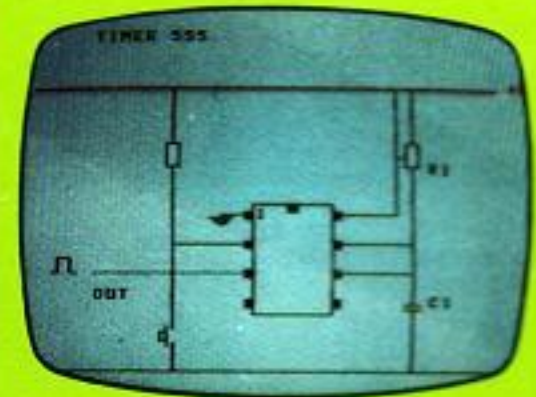
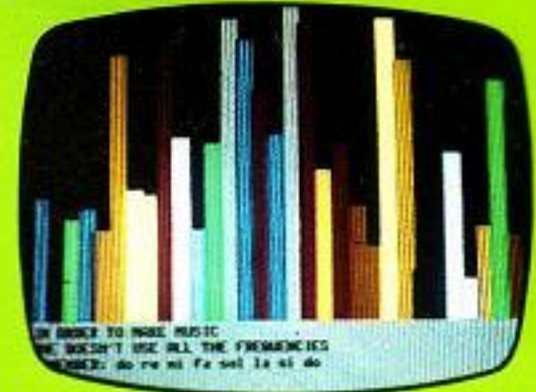

Win a Tantel

Cash price
ONLY £595 + VAT
BEAT THAT FOR VALUE

The DAI Personal Computer is

High Performance

High Value



Standard Features

- * 24k Resident High-Speed Basic
- * 16 Colour High-Resolution Graphics (255 × 335)
- * Scrolling Screen Editor
- * Sound Commands for Music Generation
- * Very High Speed Hardware Maths Option
- * Resident Monitor for Machine Language Programming
- * 3 Programmable Parallel Ports
- * Standard TV Interface via Aerial Socket
- * RS232 Serial Port and Dual Cassette Interfaces

Manufactured by:

DAI

THE
MICROCOMPUTER
ENGINEERING
COMPANY
Brussels, Belgium.

Available from:

Data Applications (UK) Ltd.

Personal Computer Division
16b Dyer Street
Cirencester
Gloucestershire
GL7 2PF
Tel: Cirencester
(0285) 61902

CT2

For further information please complete and post to
Data Applications (UK) Ltd, 16b Dyer Street, Cirencester, Glos GL7 2PF

NAME _____

ADDRESS _____

MY INTEREST IS: _____

YOUR COMPUTER

YOUR LETTERS:

Memory saving on the ZX-81, Vic-20 replacement, unhappy Sinclair customer.

NEWS:

ZX printer, schools competition with 100 computers as prizes, hand-held computer from Casio, speech board, add an extra RAM pack to your ZX-81.

COMPUTER CLUB:

We visit the Oxford Computer Workshop and report on the difficulties it had in establishing itself.

TEXAS 99/4:

Tim Hartnell tests the new Texas 99/4 home computer and compares its colour, graphics and games to the Vic-20 and the Tandy Colour Computer.

ATOM CASSETTES:

A wide range of cassette-based programs for the Acorn Atom reviewed by Eric Deeson.

INTERVIEW:

Duncan Scot talks to Paul Johnstone of Tangerine, the company making the Microtan 65 and the popular Tantel Prestel adaptor.

MAKING MUSIC:

The standard of music generated on home

11

computers ranges from the appalling to the realistic. Bill Bennett explores some of the techniques which can be used on the ZX-81, Vic-20, Atari, Sharp MZ-80K, Data Applications, and other computers.

12

COMPUTER ART:

Christopher Histed explains some of the principles behind computer art and presents a short routine for the Acorn Atom.

17

GAME:

Siege — a game by Bob Merry for the Commodore Pet.

18

W H SMITH:

Tim Hartnell discusses W H Smith's venture into retailing the ZX-81, with John Rowland, the man in charge of the experiment.

20

VIC-20 SOFTWARE:

In this part of his series on programming the Commodore Vic-20 Nick Hampshire looks at control of the joysticks.

24

BBC BASIC V. COMAL:

Clare Gooding compares these two programming languages and assesses which is likely to become the more popular.

26

ZX-80/81 BOOKS:

Eric Deeson reviews a selection of the books

30

32

37

39

40

49

published for the ZX-80 and ZX-81 computers.

COMPUTER CONTROL:

In the third part of his series, John Dawson starts to develop an interpreter suitable for computer control.

ZX-81 MACHINE CODE:

Storing machine-code programs on the ZX-81, by Brendan Clancy.

FINGERTIPS:

David Pringle presents some more thoughts on programming calculators and introduces some programs sent in by readers.

RESPONSE FRAME:

More answers to your technical queries.

SOFTWARE FILE:

Eight pages of programs for the ZX-80, ZX-81, Atom, Pet, and Video Genie.

COMPETITION:

Another puzzle with a £15 book token as a prize. The Tantel Prestel adaptor crossword falls between pages 14 and 15.

Cover photograph by Stephen Oliver. Our thanks go to Data Applications for the use of their computer to generate the music.

Editor

DUNCAN SCOT

Staff Writer

BILL BENNETT

Production Editor

TOBY WOLPE

Production Assistant

JOHN LIEBMANN

Editorial Secretary

LYNN COWLING

Editorial: 01-661 3500

Advertisement Manager

DAVID LAKE 01-661 3021

Assistant Advertisement Manager

PHILIP KIRBY 01-661 3127

Advertisement Executives

KEN WALFORD 01-661 3139

BILL ARDLEY 01-661 3127

Midlands Office

DAVID HARVETT 021-356 4838

Northern Office

RON SOUTHALL 061-872 8861

Advertisement Secretary

MANDY MORLEY

Publishing Director

CHRIS HIPWELL

Your Computer, Quadrant House, The Quadrant, Sutton, Surrey SM2 5AS.

Typesetting by In-Step Ltd, London EC1.

Printed by Riverside Press Ltd,

Whitstable, Kent.

Subscriptions: U.K. £6 for 12 issues.

©IPC Business Press Ltd 1981

Published by IPC Electrical-Electronic Press Ltd, Quadrant House, The Quadrant, Sutton, Surrey SM2 5AS. Tel: 01-661 3500 Telex/grams: 892084 BIPRESG.

EDITORIAL

WHY DON'T GIRLS compute? There still seems to be a popular feeling that computers are terrifically technical and whoever understands them, or even manages to use one at home, must be some kind of weird boffin. Boys' stuff, so the myths tell us. Luckily the myth is in the process of being blown away. More than 20,000 computers are being sold each month in Britain, largely thanks to Clive Sinclair; it would be hard to maintain that we are finding another 20,000 boffins every four weeks. Yet of those 20,000 newcomers to the market each month the vast majority are still boys.

It is hard to tell whether parents deliberately buy computers for their sons rather than their daughters, or whether it is the sons who demand of their parents that they have a computer for their birthdays. Whichever it is, the girls are not computing.

At the recent ZX Micro Faire in London, the girls were outnumbered by approximately 100 to one. Parents must take a certain amount of the blame for this — perhaps they still feel that it is not quite proper for girls to compute. If that is the case, they are doing the next generation of girls a great disservice. For the up-and-coming generation a knowledge of how computers work will be of immense value when looking for work in today's bleak job climate. Being able to program a Sinclair ZX machine is obviously no qualification for a job but at least it opens one's eyes to the possibility of learning how to program to a professional standard. Maybe some will even be sufficiently encouraged to try and start their own software companies; there are already many precedents of young entrepreneurs earning more from their hobbies than their parents do in their full-time jobs.

The other culprits are the schools. It is often in schools that the segregation between the arts and the sciences, between the girls and the boys, begins in earnest. The boys are sent to the science laboratories and the girls are left with the so-called soft options. The result is seen at every computer exhibition.

It is the teachers, not the girls, who are responsible for advising parents that the best chance of academic success for their daughters lies in languages, biology and domestic science. Part of the problem is that computing is not yet regarded as a soft option. Learning the 100-odd key words in the vocabulary of Basic is a doddle compared to mastering the intricate irregularities of French, Spanish or German. Let's tell the teachers to think again.

the vic centre

Adda Computers Ltd., a major supplier of computer systems to industry and business, have opened the Vic Centre in West London. Here you can see, discuss and buy everything to do with the new VIC 20 personal computer—in person or by mail. Hardware, software, technical advice and information is available from an experienced staff of experts. Even if you already own a VIC 20, get on our mailing list to know about new developments. Remember—everything has the backing of Adda's reputation, and there's a full 12-month warranty on all hardware. The Vic Centre is easy to reach—Just off the A40, close to North Acton tube station.


Not just a computer but a whole expandable system

AT ONLY £189.95 inc. VAT. Special cassette deck £44.95 inc. VAT.

The VIC 20 is a fully-fledged, easy-to-use computer. It's the core of a great expandable system, with full-size keyboard operation. First-time users can work it immediately with plug-in program cartridges, using your own colour TV to get up to 24 colours on screen, and three different sound tones. Or write your own programs in BASIC. The VIC 20 lets you build a system as needs and budget dictate. You can expand its memory to 32k Byte with Plug-in modules, and transfer data to external storage units. So the VIC 20 is more than just a personal computer—and its system will expand to put it even further ahead.

VIC 20 Dot Matrix Printer

Tractor-feed, 80 character-per-line, 30 characters-per-second printer. **£229.95 incl VAT.**



VIC-RS232 INTERFACE

Fully implemented (true levels) RS232C-V24

BI-DIRECTIONAL INTERFACE

Allows Vic to work as Mainframe Terminal Drive a Qume Daisywheel or a Paper Tape Punch etc. etc.

FEATURE This unit contains master power supply which supports Vic's own supply when carrying Memory Expansions, Cassette Drives, Light Pens, Printers etc.



£56.35 incl VAT.

VIC-MEMORY 3K

Small size—low cost memory expansion. Plugs into Vic and reproduces memory-port. Can be used with other expansions gives a total of 6k user static ram on Vic.

FEATURE This board allows Vic to move Basic to begin at 1024 (\$0400) as in Pet, and enables the use of **HIGH RESOLUTION COLOUR GRAPHICS** **£40.25 incl VAT.**



VIC-TOOL KIT

£28.75 incl VAT.

For those who know tool kit on Pet we now have same facilities for Vic. Renumber, Auto, Append etc. This may be used with the stack VIC Rom Switch Board.



VIC ROM SWITCH BOARD

£40.25 incl VAT. An inexpensive unit which plugs direct on to Memory Expansion Port of the VIC and allows the insertion of up to 4 ROMS for games packs or toolkit aids, etc. **FEATURE.** Simple software switch exchanges each pair of ROMS into VIC's ROM space allowing 'clashing' ROMS to be used. **FEATURE.** Plug-in zero force sockets are available as optional extras to help eliminate pin damage to valuable ROMS.

VIC-LIGHT PEN

This high quality light pen works in both normal and Hi-Res modes on the Vic allowing simple interaction with the Vic without keyboard entry. Easy to program and easy to use.

FEATURE touch sensitive "Enter" contacts to eliminate accidental entry.



£28.75 incl VAT.

VIC-Games Port Adaptor Cable

games port plug. A two into one adaptor for use with both joysticks and light pens. A must for those who require full control of games with graphics. **FEATURE** low-cost High quality. Robust.



£14.95 incl VAT.

VIC JOYSTICK

Single Hand-Held joystick units for games use available in Pair or Single configuration. N.B. (2 Singles) will not work as a pair unless modified)



£14.95 incl VAT.

Le Stick

£30.75 incl VAT. The ultimate joystick. One handed multi-directional super sensitive stick with built in fire button.

VIC software Each of these tapes £14.95 incl VAT.

Codebreaker/Codemaker You play the VIC or the VIC plays you in this computerised version of Mastermind.

VIC Seewolf, VIC Trap and Bounce-out 3 fun games, a submarine shoot out, a beat the VIC and an old favourite pub game. Good games with different skill levels.

Monster Maze and Maths Hurdler A fun game with good colour and sound and a mental arithmetic learning game. Highly rated by everyone we have shown it to. Harder than you think.

TERMS AND CONDITIONS: All goods sold subject to Adda terms and conditions of sale. Full details available on request, but include: 7 day money back guarantee, Adda 12 month hardware warranty. Please allow 21 days for delivery. Allow 7 days for personal cheques to be cleared. Quoted prices are inclusive of VAT.

Goods Required	Price
Add £2.00 p. & p. for orders under £50.00	Total £
Name: _____	
Address: _____	

SHOP ADDRESS: Adda Computers Limited, 154, Victoria Road, Acton, London, W3. Tel 01-992 9904. **OPEN:** 10 am—6 pm (Tuesday—Friday), 10 am—5 pm (Saturday).

MAIL ORDER to: Adda Computers Limited, FREEPOST, London, W13 0BR or telephone your order (24 hours a day) to 01-992 9904 quoting your BARCLAYCARD OR ACCESS number.

I enclose a cheque, made payable to Adda Computers Limited for
 £.....
 Please charge my Barclay/Access account. My account number is

adda

Silicon Chip




MAIN DISTRIBUTORS



Blend business with pleasure

- ★ One Year's Guarantee
- ★ Programming Courses
- ★ Maintenance Contracts
- ★ Software Services
- ★ All Atari Prices include VAT
- ★ Part exchange welcome



Benefit now

Atari 400 with 16K RAM	£345
Atari 800 with 16K RAM	£645
Including VAT and one year's exchange guarantee	
Atari Accessories	
Light Pen.....	£45
410 Cassette.....	£50
810 Disc Drive.....	£345
822 Thermal Printer.....	£265
825 80 Column DOT MATRIX.....	£595
850 RS232 Interface.....	£135
16K RAM Expansion.....	£65
Atari Software	
28 Different Programmes at Launch from.....	£8.95

High resolution graphics with up to 320/192 Possible Points.



Querty keyboard **touch type on Atari 400** and four function keys.



Background colour, plotting colour, text colour, and border colour settable to any one of 16 colours with eight levels of illuminance.



Full screen editing and four-way cursor control.



40 character by 24 line display.



Four channel synthesiser which can be played individually or together and each has 1785 possible sounds playable at any one of eight volume settings for game sounds or music chords.



Video display has upper and lower case characters and quad size text and inverse video.

Both shops are open for full demonstrations. Software is in cassette form or ROM modules. Also plug-in cartridges with higher resolution graphics than APPLE. Cheaper than PET and is also expandable (very flexible system).

The following printers are compatible with Atari
The following printers available ex-stock.

150 CPS DOT MATRIX PRINTER	£845
25 CPS WORD PROCESSING PRINTER	£1,495
55 CPS NEC DAISEY WHEEL PRINTER	£1,695
EPSON M x 80 F/T	£399
EPSON M x 100	£575
CENTRONICS 737/ 2	£349
OKI MICROLINE 80	£275

All above prices plus VAT

Software written by Silicon Chip will soon be available including Stock Control, Payroll, Mail Shot Payroll package now available

302 High Street, Slough, Berkshire
Tel (0753) 70639
50 London Road
Kingston-upon-Thames, Surrey
Tel. 01-549 6657



Silicon Chip

UK101-SUPERBOARD-TRS80 V.GENIE-MICROTAN-SHARP

WORD4WORD

A STUNNING NEW WORD PROCESSOR for the TRS80/VG

Why pay £75-£150+ for a Word Processor?
WORD4WORD gives you all the facilities you could
wish for in a WP for a sensible price.

Amongst the features included are:
FULL SCREEN EDITING & TWO-WAY SCROLLING
FULL TEXT INSERTION/DELETION ANYWHERE ON SCREEN
GLOBAL SEARCH AND AMEND
TEXT SEARCH - TOTAL TEXT MOBILITY
TEXT FORMATTING TO SCREEN OR PRINTER
CASSETTE STORAGE OF TEXT
VISION LOAD OF STORED TEXT FROM CASSETTE
STANDARD LETTER ROUTINES
TABLE GENERATION
PAGE LAYOUT AND NUMBERING
COMPREHENSIVE PRINTER CONTROL
TEXT HIGHLIGHTING FOR U/L CASE RECOGNITION

MANY OTHER FEATURES ARE INCLUDED IN WORD4WORD.
WE WOULD NEED SEVERAL PAGES TO DO JUSTICE TO THIS
SUPERB PRODUCT! WORD4WORD IS COMPARABLE TO MOST
PURPOSE BUILT WP SYSTEMS. AVAILABILITY IS
IMMEDIATE. COMMISSIONED AND DEVELOPED BY PREMIER
PUBLICATIONS - NOT AN IMPORTED PRODUCT.

SPECIAL INTRODUCTORY OFFER PRICE: £33.95

TOOLKIT for TRS 80 and VIDEO GENIE

Adds many new commands AND a MACHINE CODE MONITOR

TOOLKIT features the following routines, all
directly accessible from BASIC, using a unique
"command line" structure:

**RENUMBER • VARIABLES LIST • BLANK
FIND • DEF KEYS • TRACE • APPEND
MACHINE CODE SAVE**

SYSTEM MONITOR - TOOLKIT's powerful MONITOR,
will allow you to delve into the machine code side
of the TRS/VG. You can examine and modify any
address, display 16 addresses on-screen with hex
AND ASCII printout and much, much more.

STOP PRESS! NOW INCLUDES VISION LOAD, REM KILLER
AND GLOBAL SEARCH AND REPLACE WITHIN BASIC LINES!

TOOLKIT is supplied on tape and takes under 2K of
user RAM. If bought separately elsewhere, the above
routines could cost well over £70. TOOLKIT comes
complete with User Booklet and is available ex-
stock. Please state memory size when ordering.
PRICE: £29.95

POSTAGE & PACKING: Software 60p per order; Hardware
£1.50 per item (max £3); Catalogue FREE.

ALL PRICES QUOTED INCLUDE VAT

CODEKIT A COMPLETELY NEW, ORIGINAL LINE ASSEMBLER/ DISASSEMBLER/EDITOR FOR THE UK101/SUPERBOARD

- * available on tape, disk or EPROM
- * portable. Locates to ANY 2K block of memory
- * supports all 6502 mnemonics and addressing modes
- * features code editing/deleting
- * full error messages
- * interactive with BASIC
- * enables rapid entry of code
- * fast to load and use - leaves 6K of workspace in an 8K machine!
- * operand can be hex, decimal, binary or ASCII
- * output to printer routine included
- * supplied fully documented

Immediate availability on all versions.

Please note: CODEKIT will run under the following monitors only - Original
Superboard monitor, both Compshop monitors and the logical upgrade, CEGMON.

Tape £14.95. Disk (5¼") £17.95. EPROM £19.95. P&P: Tape 60p, EPROM/Disk £1.

* HARDWARE * UK101, OHIO

TOTAL EXPANSION SYSTEM (TES)

An integrated system of enhancements for the UK101/OHIO.

MOTHERBOARD **PROGRAMMABLE CHAR GEN**
8K RAM CARD **SCREEN ENHANCEMENT KIT**
8K EPROM CARD **6K MINI-EPROM KIT**

SEND NOW for NEW LOW PRICES.

TOOLKIT for UK101 and SUPERBOARD in 2 x 2716 EPROMS

Add 8 new easy-to-remember command words to your UK101/OHIO.

VIEW LIST* DELETE FIND AUTO RENUM TRACE MONI

AVAILABILITY IS IMMEDIATE. (State UK101 or OHIO when ordering.)
TOOLKIT ADJUSTS TO MONO1, MONO2, SYNMON OR CEGMON AUTOMATICALLY.

SPECIAL OFFERS! TOOLKIT £37.95
TOOLKIT + 6K EPROM BOARD **£44.95**

CEGMON the only truly software-compatible upgrade monitor for
the UK101/OHIO systems. £33.92 (+£1.50 P&P & insurance)

* SOFTWARE *

UK101 and OHIO

WORD PROCESSOR — packed full of
features, including Global Search and Replace,
formatting, etc. PRICE: Tape £15.95, EPROM £19.95.
DISK VERSION (for 5¼" floppy disk) also available.
ADVENTURE - CRIBBAGE - UTILITIES - SCIENTIFIC PACK -
LIFE - STOCK EXCHANGE - LIVELY LISSAJOUS -
AND MANY MORE! COMING SOON: BASIC V-12 new BASIC commands

TRS 80 and VIDEO GENIE

DRAUGHTS - 501 UP - ADVENTURE - CRIBBAGE -
UTILITIES - STRATEGY PACK - GAMBLING PACK -
AND MANY MORE!

MICROTAN

CATACOMBS - STRATEGY - GAMES PACK - UTILITIES -
CODEBREAKER - SCRAMBLER - AIR/SEA BATTLE (machine
code) - (AND COMING SOON) ADVENTURE

SHARP

EXECUTIVE JIG-SAW - SQUARE SOLITAIRE -
NINE-IN-A-LINE - GAMBLING GAMES PACK - UTILITIES -
(AND COMING SOON) ADVENTURE - MATH GAMES PACK

We will be pleased to send you details of our software range for your computer - phone or write today

from Premier Publications

12 Kingscote Road Addiscombe Croydon Surrey Telephone 01-656 6156

NOW IN STOCK

THE NEW & EXCITING TRS80 MODEL III



EXTENDED GUARANTEE BY COMPUKARE 48K

48K

£619 + VAT

The Radio Shack TRS-80™ Model III is a ROM-based computer system consisting of:

- A 12-inch screen to display results and other information
- A 65-key console keyboard for inputting programs and data to the Computer
- A Z-80 Microprocessor, the "brains" of the system
- A Real-Time Clock
- Read Only Memory (ROM) containing the Model III BASIC Language (fully compatible with most Model I BASIC programs)
- Random Access Memory (RAM) for storage of programs and data while the Computer is on (amount is expandable from "16K" to "48K", optional extra)
- A Cassette Interface for long-term storage of programs and data (requires a separate cassette recorder, optional/extra)
- A Printer Interface for hard-copy output of programs and data (requires a separate line printer, optional/extra)
- Expansion area for upgrading to a disk-based system (optional/extra)
- Expansion area for an RS-232-C serial communications interface (optional/extra)

All these components are contained in a single moulded case, and all are powered via one power cord.

Disc Drives Kit with 2x40 Track Drives — £599 + VAT

Disc Drives Kit with 2x80 Track Drives — £729 + VAT

Add £25 for Installation

STOCKTAKE SALE NEVER TO BE REPEATED AT THIS PRICE UNTIL STOCKS LAST

★6502 based system — best value for money on the market. ★Powerful 8K Basic — Fastest around ★Full Qwerty Keyboard ★1K RAM Expandable to 8K on board. ★Power supply and RF Modulator on board. ★No Extras needed — Plug-in and go ★Kansas City Tape Interface on board. ★Free Sampler Tape including powerful Dissassembler and Monitor with each Kit. ★If you want to learn about Micros, but didn't know which machine to buy then this is the machine for you.

EUROPE'S FASTEST SELLING ONE BOARD COMPUTER COMPUKIT UK101



COMPUKIT WITH ALL THE FEATURES THAT MADE IT THE MOST PROFESSIONAL COMPUTER KIT ON THE MARKET. Now WITH FREE NEW MONITOR (a saving), which includes Flashing Cursor, Screen Editing, & Save Data on Tape.

Build, Understand and Program your own Computer for only a small outlay.

KIT ONLY £99.95 + VAT

Fully Assembled — £149 + VAT

NEW MONITOR IN ROM — available separately at £7.90 + VAT.

Improved Basic function — revised GARBAGE routine. Allows correct use of STRING ARRAYS £4.90 + VAT
This chip can be sold separately to existing CompuKit and Super board users.

4K Upgrade Kit £15.90 + VAT

FOR THE COMPUKIT — Assembler Editor £14.90

GAME PACKS — 1). Four Games £5.00 2). Four Games £5.00 3). Three Games 8K only £5.00
Super Space Invaders (8K) £6.50 Chequers £3.00 Realtime Clock £3.00

Case for CompuKit £29.50

40 pin Expansion Jumper Cable £8.50

All Prices exclusive VAT

EXTENDED GUARANTEE BY COMPUKARE

CENTRONICS 737 DOT MATRIX PRINTER



only £369 + VAT including cables

Standard Features

- 80 CPS — Proportional Spaced Mode
- 50 CPS — Monospaced Mode
- Proportional Spacing, Plus 10 CPI and 16.7 CPI
- N x 9 (Proportional) or 7 x 8 (Monospaced) Dot Matrix
- 7 x 8 Dot Matrix
- 3 Way Paper Handling System
- 96 Character ASCII plus 6 European character sets
- Microprocessor Electronics
- Expanded Print
- Right Margin Justification
- Print Underlining
- 9-Wire Free Flight Print Head
- Bidirectional Stepper Motor Paper Drive
- Full One Line Buffer
- 21 LPM With 80 Columns Printed
- 58 LPM With 20 Columns Printed
- 6 Lines Per inch Vertical Spacing
- Paper Tear Bar
- Centronic Colours and Logo

CASIO VL TONE NEW £31.25 + VAT



It's a new kind of musical instrument. A computer controlled synthesiser that helps you create, play and arrange compositions that normally take years of musical training.

WE ARE NOW STOCKING THE APPLE II AT REDUCED PRICES



AUTOSTART EURO PLUS

48K £599 + VAT

Getting Started APPLE II is faster smaller, and more powerful than its predecessors. And it's more fun to use too because of built-in features like:

- BASIC — The Language that Makes Programming Fun.
- High-Resolution Graphics (in a 54,000-Point Array) for Finely-Detailed Displays.
- Sound Capability that Brings Programs to Life.
- Hand Controls for Games and Other Human-Input Applications.
- Internal Memory Capacity of 48K Bytes of RAM, 12K Bytes of ROM; for Big-System Performance in a Small Package.
- Eight Accessory Expansion Slots to let the System Grow With Your Needs.

You don't need to be an expert to enjoy APPLE II. It is a complete, ready-to-run computer. Just connect it to a video display and start using programs (or writing your own) the first day. You'll find that its tutorial manuals help you make it your own personal problem solver.

ACORN ATOM UNIQUE IN CONCEPT — THE HOME COMPUTER THAT GROWS AS YOU DO



Fully Assembled £149 + VAT

Special features include • Full Sized Keyboard • Assembler and Basic • Top Quality Moulded Case • High Resolution Colour Graphics • 6502 Microprocessor

THE VIDEO GENIE SYSTEM

Ideal for small businesses, schools, colleges, homes, etc. Suitable for the experienced, inexperienced, hobbyist, teacher, etc.



EG3000 Series WITH NEW EXTRA KEYS!
16K £279 + VAT
• 16K user RAM plus extended 12K Microsoft BASIC in ROM

• Fully TRS-80 Level II software compatible

Huge range of software already available

• Self contained, PSU, UHF modulator, and cassette

• Simply plugs into video monitor or UHF TV

• Full expansion to disks and printer

• Absolutely complete — just fit into mains plug.

The Video Genie is a complete computer system, requiring only connection to a domestic 625 line TV set to be fully operational; or if required a video monitor can be connected to provide the best quality display. 51 key typewriter style keyboard, which features a 10 key rollover. Supplied with the following accessories:

- BASIC demonstration tape;
- Video lead;
- Second cassette lead;
- Users manual;
- BASIC manual;
- Beginners programming manual. Write useful programs in the BASIC computer language yourself.

HITACHI PROFESSIONAL MONITORS

9" — £129 £99.95
12" — £199 £149

- Reliability Solid state circuitry using an IC and silicon transistors ensures high reliability.
- 500 lines horizontal resolution Horizontal resolution in excess of 500 lines is achieved in picture center.
- Stable picture Even played back pictures of VTR can be displayed without jittering.
- Looping video input Video input can be looped through with built-in termination switch.
- External sync operation (available as option for U and C types)
- Compact construction Two monitors are mountable side by side in a standard 19-inch rack.



SHARP PC1211

£79.90 + VAT

COMPUTER POWER THAT ONCE FILLED A ROOM CAN NOW BE CARRIED IN YOUR POCKET!

Microline 83 & 82 NOW IN STOCK

EXTENDED GUARANTEE BY COMPUKARE



MICROLINE 80 £299 + VAT

• 80 cps Uni-directional • Small size: 342 (W) x 254 (D) x 108 (H) mm. • 160 Characters, 96 ASCII and 64 graphics x 3 Character sizes: 40, 80 or 132 chars/line • Friction and Pin Feed • Low noise: 65 dB • Low weight: 6.5 kg

MICROLINE 82 £449 + VAT

• 80 cps Bi-directional logic seeking • Small size: 360 (W) x 328 (D) x 130 (H) mm. • 160 characters, 96 ASCII and 64 graphics, with 10 National character-set Variants. • 4 Character sizes: 40, 66, 80 or 132 chars/line. • Built-in parallel and serial interfaces. • Friction and Pin Feed • Low noise: 65dB • Low weight: 8kg

MICROLINE 83 £779 + VAT

• 120 cps bi-directional logic seeking • 136 column printing on up to 15in forms • Small size: 512 (W) x 328 (D) x 130 (H) mm. • 160 characters, 96 ASCII and 64 graphics with 10 National character-set variants • 3 Character spacings: 5, 10 and 16.5 Chars/in. • Built-in parallel and serial interfaces • Friction and Pin Feed • Low noise 65dB • Low weight: 13 kg

Delivery is added at cost. Please make cheques and postal orders payable to **COMP SHOP LTD.**, or phone your order quoting **BARCLAYCARD, ACCESS, DINERS CLUB** or **AMERICAN EXPRESS** number.

MAIL ORDER AND SHOP: 14 Station Road, New Barnet, Hertfordshire, EN5 1QW (Close to New Barnet BR Station — Moorgate Line). Telephone: 01-441 2922 (Sales) 01-449 6596 Telex: 298755 TELCOM G

OPEN (BARNET) — 10am - 7pm — Monday to Saturday

NEW WEST END SHOWROOM: 311 Edgware Road, London W2. Telephone: 01-262 0387
OPEN (LONDON) — 10am - 6pm — Monday to Saturday

• IRELAND: 19 Herbert Street, Dublin 2. Telephone: Dublin 604155
• **COMP SHOP USA**, 1348 East Edinger, Santa Ana, California, Zip Code 92705. Telephone: 0101 714 5472526

TELEPHONE SALES
OPEN 24 hrs. 7 days a week
01-449 6596



"Europe's Largest Discount Personal Computer Stores"



Video Genie...



Are you a home enthusiast taking your first tentative steps into the enthralling world of micro-computers? If so, the Video Genie is the ideal complete system for you!

It's a real micro-computer, not a pocket one, yet it only needs connecting to a domestic T.V. set to produce superb results.

The Genie is compatible with the popular TRS 80 16K level 2, the best selling computer of all time. As well as its lower price, the Genie offers an in built cassette deck, 16K RAM, 12K ROM with BASIC interpreter, full size keyboard and a stylish carrying case. So it is not only excellent value for money, but an ideal "First computer" on which to learn programming.

There are literally 1000's of pre-recorded programs available,

including educational, leisure and small-business applications, and simple BASIC language means you can write your own programs with ease.

Extended BASIC.

The Microsoft extended BASIC has many powerful features, including double precision variables, scientific functions, formatted printing, extended editing sub-commands, automatic line numbering, multiple dimensional arrays, complete string manipulation, direct access to graphics and machine language sub-routines.

Memory.

The Genie EG 3003 model has 16K

of internal RAM expandable externally to 48K using the special Expansion unit. 12K of ROM contains the Microsoft BASIC.

Cassette.

Two cassette interfaces are provided for both the internal and an external cassette unit.

CPU.

The machine uses the industry Standard Z80 micro-processor.

Display.

64 or 32 characters \times 16 lines are available on the full display.

LOWE

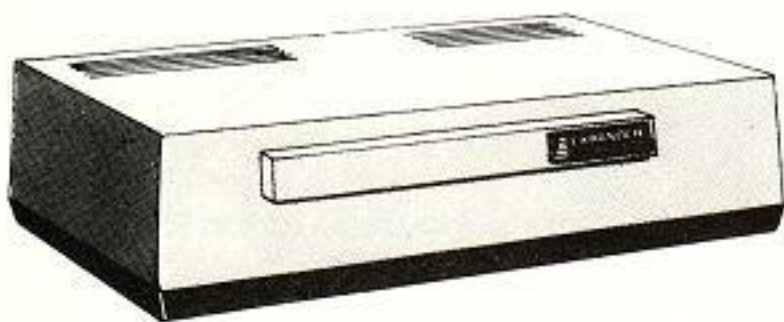
electronics

one giant step for micro-computer systems

12" Monitor.

The additional purchase of the EG 100 Monitor offers 3 distinct advantages

- It gives a considerably better quality display.
- It does not interfere with domestic T.V. viewing.
- It comes in an attractive matching style.

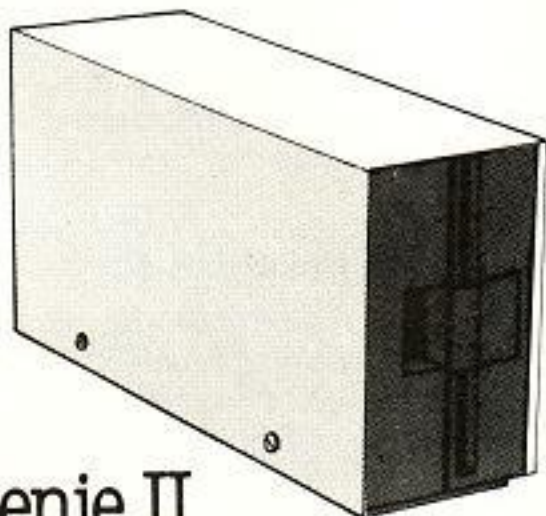


Expander.


The expansion box unleashes the full possibilities of the Genie. It contains a selection of interfaces, allowing the connection of up to 48K RAM, 4 disk drives, printers and S100 cards.

Disk Drive.

As well as the obvious advantage of mass-storage, the addition of the disk system to the Genie means much faster access to other languages and full random access file handling. Up to 4 drives can be used on a system.



... and introducing Genie II



... one giant leap for micro, business systems!

New and exclusive! The Genie II is a breakthrough for small business computers. Harnessing all the advantages of the Genie, including low price, Genie II adapts perfectly to commercial functions with the following features.

- Numeric keyboard
- Four usable, definable function keys.
- Extension to BASIC
- Basic business commands
- Fully expandable for same peripherals.

For full details and demonstrations of the Video Genie system or Genie II contact your local dealer, or write directly to the sole importers at the address below.

Video Genie Approved Dealers

AVON Microstyle, Bath, 0225 334659/319705. **BEDFORD** Computopia, Leighton Buzzard, 0525 376600. Comserve, Bedford, 0234 216749. Cavern Electronics, Milton Keynes, 0908 314925. **BERKSHIRE** P.C.P. Reading, 0734 589249. **BUCKS** Interface Components Ltd, Amersham, 02403 22307. Photo Acoustics, Newport Pagnell, 0908 610625. **CAMBS** Cambridge Micro Computers, Cambridge, 0223 314666. **CHESHIRE** Hewart Electronics, Macclesfield, 0625 22030. **CUMBRIA** Kendal Computer Centre, Kendal, 0539 22559. **DERBYS** Kays Electronics, Chesterfield, 0246 31696. T. Crossley, Chesterfield, 0246 850357. Lowe Electronics, Matlock, 0629 4995. **DORSET** Blandford Computers, Blandford Forum, 0258 53737. **ESSEX** Emprise, Colchester, 0206 865926. Compuskill, Romford, 0708 751906. Infolab, Chelmsford, 0245 357111. CSSC, Ilford, 01-554 3344. **GLOS** MPL Computers, Cheltenham, 0242 582090. Petrie Systems, Cheltenham, 0242 584060. **HERTS** Photo Acoustics, Watford, 0923 40698. Watford Electronics, Watford, 0923 40588/37774. Q Tek Systems, Stevenage, 0438 63385. Comp Shop, New Barnet, 01 4412922. **KENT** Matrix Computer Systems, Beckenham, 01 658 7508/7551. Business Systems, Hempstead, 0635 362652. Thanet Electronics, Herne Bay, 02273 63859. The Computer Room, Tunbridge Wells, 0892 41645. **SMG** Microcomputers, Gravesend, 0474 55813. **LANCS** Computer Business Systems, Lytham St. Annes, 0253 730033. Microdigital, Liverpool, 051 227 2535. Mighty Micro, Burnley, 0282 32209/53629. Leisurronics, Blackpool, 0253 27091. Harden Microsystems, Blackpool, 0253 27590. ABC Supplies, Levenshulme, 061 4319265. HR Control Systems, Chorley, 02572 75234/5. Computecat, Leigh, 0942 601818. Micro Chip Shop, Fleetwood, 03917 79480. Micro Chip Shop, Preston, 0722 22669 79511. Micro Chip Shop, Blackpool, 0253 403 122. Sound Service, Burnley, 0282 38481. **LEICS** Eley Electronics, Leicester, 0533 871522. Arden Data Processing, Leicester, 0533 22255. Kram Electronics, Anstey, 053721 3575. **LONDON (CENTRAL)** City Microsystems Ltd, London, 01 588 7272. Sumlock Bondain, EC1, London, 01 250 0505. **LONDON (NORTH)** Henry's Radio, London, 01 402 6822. Radio Shack, NW6, London, 01 624 7174. Comp Shop, 311 Edgware Rd, London, 01 262 0387. Chromasonic Electronics, N19, London, 01 833 3705. Davinci Computers, Edgware, London, 01 952 0526. Comp Shop, New Barnet, London, 01 441 2922. NIC, Tottenham, London, 01 808 0377. **LONDON (WEST)** Ecobits, Shepperton, 09322 20826. **NORTH EAST** H.C.C.S. Associates, Gateshead, 0632 821924. 3-Line Computing, Hull, 0482 859169. Derwent Radio, Scarborough, 0723 65996. Briers Computer Services, Middlesbrough, 0642 242017. General Northern Microcomputers, Hartlepool, 0783 863871. **NORTHANTS** Arden Data Processing, Peterborough, 0733 49577. **NOTTS** Electronic Servicing Co, Lenton, 0602 783938. University Radio Stores, Nottingham, 0602 45466. Midland Microcomputers, Nottingham, 0602 298281. East Midland Comp. Services, Arnold, 0602 267079. Mansfield Computer & Electronics, Mansfield, 0623 31202. **NORFOLK** Anglia Computer Centre, Norwich, 0603 29652. **OXFORD** Micro Business Systems, Witney, 0993 73145. Magnus Microcomputers, Kidlington, 08675 6703. **SALOP** Tarrant Electronics, Newport, 0952 812134. **SCOTLAND** Computer and Chips, St. Andrews, 0334 72569. Scooby Computers, Edinburgh, 031 343 1005. Esco Computing, Glasgow, 041 204 1811. Silicon Centre, Edinburgh, 031 332 5277. **SOUTH** Catronics, Wallington, 01 669 6700/1. Gemsoft, Woking, 04862 22881. Castle Electronics, Hastings, 0424 437875. Gamer, Brighton, 0273 698424. **SOUTH WEST** Diskwise Ltd, Callington, 05793 3780. Electrostore, Exeter, 0392 56280 56687. West Devon Electronics, Yelverton, 082 285 3434. **SUFFOLK** Revale Computers, Bury St. Edmunds, 095 381 316. Marshion Electronics, Ipswich, 0473 75476. Microtek, Ipswich, 0473 50152. **SURREY** Croydon Computer Centre, Thornton Heath, 689 1280. **SUSSEX** Nestra Electronics, Chichester, 0243 512861. **WALES** MRS Communications, Cardiff, 0222 616936/7. Morriston Computer Centre, Swansea, 0792 795817. Tryfan Computers, Bangor, 0248 52042. **WEST MIDLANDS** Ward Electronics, Birmingham, 021 554 0708. Allen TV Services, Stoke on Trent, 0782 616929. Microprint, Stoke on Trent, 0782 48348. **YORKS** Advance TV Services, Shipley, 0274 585333. Amateur Radio Shop, Huddersfield, 0484 20774. Thomas Wright, Bradford, 0274 663471. Photo Electrics, Sheffield, 0742 53865. Allan M. Plainer Ltd, Leeds, 0532 688397. Quadruphenia, Sheffield, 0742 77824. Scene and Heard, Halifax, 0422 59116. Spot Computer Systems, Doncaster, 0302 25159. **EIRE** Compshop, Dublin, 74933. D.B. Microcomputers, Limerick, 061 42733. **NORTHERN IRELAND** Business Electronic Equipment, Belfast, 0232 46161. Brittain Laboratories Ltd., Belfast, 0232 28374. **JERSEY** G.B. Organs, St. Saviour, 0534 26788/23564.

Chesterfield Road, Matlock, Derbyshire DE4 5LE
Telephone: 0629 4995. Telex: 377482 Lowlec G.

AT LAST!

THE COMPLETE SINCLAIR ZX 81 BASIC COURSE

At last, a comprehensive text for your Sinclair ZX 81! The complete BASIC Course is a manual which will immediately become an indispensable work of reference for all your ZX 81 programming.

Whether you have never done any programming or whether you are an experienced microcomputer user, the Complete BASIC Course will provide itself to you as an invaluable aid.

The Complete BASIC Course is designed to teach you to write and develop BASIC programs for the Sinclair ZX 81 - no other books or aids are necessary. All is revealed in our easy step-by-step guide with programs and "test yourself" exercises all the way through.

As you become more proficient with computing, the Complete BASIC Course will continue to be an essential guide, giving you finger tip references, numerous advanced programming techniques and memory saving devices specifically for the Sinclair ZX 81.

HOW TO WRITE PROGRAMS:

Even if the idea of writing programs is completely mystifying to you, the Complete BASIC Course will show you just how easy it is. In no time you will be able to write and enjoy complex programs for whatever use you desire.

Using the proven "TOP-DOWN" approach, the Complete BASIC Course will show you systematic and simple ways to write programs. Even experienced programmers will benefit from this Course, making programs easier to write and less prone to error!

NUMEROUS EXAMPLES:

Every concept, every function is fully described by simple programs that you can enter on your Sinclair ZX 81 in minutes.

The Complete BASIC Course contains over 100 programs and examples! These programs illustrate the use and possibilities of the Sinclair ZX 81:

- Home use
- Financial analysis and planning
- Educational applications
- Games
- Mathematical applications
- Displays of 'Artificial Intelligence'

EVERY FUNCTION COVERED:

No matter what your application, what your confusion about any function, you will find it covered in the Complete BASIC Course.

A full and detailed discussion is included of even traditionally taboo topics such as **USR**, **PEEK** and **POKE**.

A handy alphabetical summary section lists all functions, and provides a short description and example programs of all topics.

A PERMANENT WORK OF REFERENCE:

The Complete BASIC Course is an excellent reference work for experienced programmers (including tips on using special techniques) as well as a comprehensive step-by-step guide for complete beginners.

The Complete BASIC Course has over 240 pages filled with information in an attractive durable ring binder - this is a lay-flat work of reference that deserves a place next to every Sinclair ZX 81 microcomputer.

OTHER TITLES AVAILABLE:

Melbourne House is the world's leading publisher of books and software for the Sinclair ZX 81.

The following titles are also available if you wish to expand your horizons:

BASIC Course Programs on Cassette -

All major programs in the BASIC Course are available pre-recorded in this set of cassettes. This is a valuable adjunct to the Course, saving you time and effort.

Not Only 30 Programs for the Sinclair ZX 81: 1K -

Not only over 30 programs, from arcade games to the final challenging Draughts playing program, which all fit into the unexpanded 1K Sinclair ZX 81 but also notes on how these programs were written and special tips! Great value!

Machine Language Programming Made Simple for the Sinclair -

A complete beginner's guide to the computer's own language - Z80 machine language. Machine language programs enable you to save on memory and typically give you programs that run 10-30 times faster than BASIC programs.

Understanding Your ZX 81 ROM -

A brilliant guide for more experienced programmers by Dr. Ian Logan, this book illustrates the Sinclair's own operating system and how you can use it. Includes special section on how to use machine code routines in your BASIC programs.



Order Form:

Orders to Melbourne House Publishers
131 Trafalgar Road, Greenwich London SE10

(Correspondence to
Glebe Cottage, Station Road, Cheddington, Leighton
Buzzard, BEDS LU7 7NA)

NAME:.....

ADDRESS:.....

.....Postcode.....

The Complete Sinclair ZX 81 BASIC Course	@ £17.50
Basic Course Programs on Cassette	@ £ 2.50
Not Only 30 Programs/Sinclair ZX 81:1K	@ £ 6.95
Machine Language Programming Made Simple	@ £ 8.95
Understanding Your ZX 81 ROM	@ £ 8.95

Postage and Packing £ 0.80

Remittance enclosed £

MEMORY THRIFT

Responding to Mike Howard's letter in the August/September Software File, here are a few points concerning memory economy which ZX-81 and 8K-ROM ZX-80 owners may find useful.

Firstly, by evaluating numbers as strings;

```
10 LET A = 1234
```

consumes 18 bytes and

```
10 LET A = VAL "1234"
```

takes 15. They are both equivalent lines, although the second is slower than the first, and three bytes are saved every time a number is evaluated in this way.

Secondly, although the numbers one and zero which necessarily proliferate in most programs can be evaluated as shown, it is more convenient to use SGN PI for one, and Not PI for zero — saving four bytes each time they are used.

Finally, certain small whole numbers can be expressed as character codes. For example:

```
10 GOTO 200
```

can be replaced with;

```
10 GOTO CODE "COS"
```

saving five bytes. Replaceable numbers can be found in appendix A of the ZX-81 manual.

Using these techniques, a 1K ZX-81/8K-ROM ZX-80 user may expect to fit, on average, an extra 100-200 bytes into the full computer.

Kevin Hill,
Halesowen,
West Midlands.

ZX-81 BLACK SPOT

I have a black spot in my ZX-81 16K RAM pack. It is a pixel which began appearing within days of delivery, whenever I switched on. It is always in the same place, just ahead of the K cursor. I have pinned it down to co-ordinates 63,15 but it refuses to stay unplotted.

It has friends which occur here and there while listing a loaded program or inputting a new one — sometimes four, occasionally six. And whenever an input character, whether from memory or keyboard, coincides with one of them, it is like Space Invaders — the input character actually changes, confuses the computer and throws up an error report.

The result is total frustration and absolutely no progress. You might not believe the report codes I obtain on trying to load, say, the Sinclair business utilities programs. The "Telephone" one refuses to run — persistently giving report code c/250. Every listing of programs I can load is prefaced by two or three lines of pulsating pixels down screen.

Sinclair Research warns of possible initial "non-communication" being experienced with the ZX-81 shortly after introducing the 16K RAM pack. The company advised me to return mine for repair. Did I do

something wrong or do I just have a bad RAM pack?

Brian Harrison,
Redcar,
Cleveland.

SINCLAIR CRITIC

Clive Sinclair is a great experimenter and innovator and an asset to the industry, but I find his criticism of the BBC in the August/September issue considerably out of place. He has more than proved his worth with his ideas, but as a business executive he has, in my view, shown a complete lack of understanding towards his customers.

In any organisation involved with selling to the public, a supplier has to organise adequate means of dealing with queries and faults. In this matter Sinclair has fallen well below the accepted standard, and I have joined the large body of customers who have tried to contact his firm by telephone without result, and letters would be answered with greater speed if replies were conveyed by foot. This, coupled with the large number of complaints about faulty items, would suggest that he has had more success than perhaps he deserves.

I certainly wish him and his company well, but if the BBC had been involved with his method of supplying customers, I am sure that its very important programme would never have been able to expect the success that I am very sure it will have.

C Brower,
Hove,
East Sussex.

FUTURE OF VIC

In the August/September 1981 issue, Tim Hartnell and Trevor Sharples answer a letter from G Howell in Response Frame concerning the Vic-20 being upgraded to 40 columns. The answer given is extremely misleading.

It is unlikely that Vic will be upgraded to 40 columns with a replacement ROM. The reasons are very straightforward: in its present configuration the Vic uses 512bytes of RAM for the screen memory and an additional 512bytes — one for the colour of each of the 512 screen locations.

While it is quite possible for the second 512bytes to be adapted to accept the character colours for 1,000 locations — using one nybble per location instead of one byte — the screen memory would have to be expanded at the expense of user-available RAM.

Another factor is the 6561 Vic chip itself. This chip was designed for a 22-by-23 screen size and a new Vic chip will be required to drive 40 columns — the 6563.

When the Vic-40 arrives, it is

much more likely to be an entirely new machine and it is unlikely that an upgrade will be supplied for the Vic-20.

On a slightly different tack, I would like to correct a few of the points which appeared in Nick Hampshire's excellent article on the Vic:

- 3.5K of RAM is user-available on the Vic as supplied, not 3.6K as stated. 1K is used for normal stack, variable storage and operating system scratchpad, .5K is used for screen memory. There is an additional .5K of RAM in the machine which is used for character-colour storage, so the total RAM in the Basic machine is 5.5K.

- Obviously, in the light of this the 3K RAM pack expands the system to 6.5K.

- The Vic disc drive will be read/write-compatible with 4040 discs and only read-compatible with 3040 discs. Obviously, there will be no interchangeability with the 8050 discs.

- The interface to the low-cost printer and floppy disc unit is not IEEE 488 or even a partial implementation of it. It is an out-and-out serial bus for which, as far as I am aware, there is no standard specification outside Commodore.

- While it is true that the 6502 in the Vic is the 2MHz version the clock rate is only 1.1084MHz — the PAL subcarrier of 4.43361 divided by four. The processor is, therefore, running faster but not twice as fast.

David Briggs,
Technical Support Manager,
Commodore Business
Machines (U.K.) Ltd.

DEVICE PROPOSAL

First of all, I find *Your Computer* by far the best periodical in its field. It is full of very good, unbiased reviews, and a great deal of information presented in a readable and intelligible form, so that anyone who is fascinated by micro-computers, but as yet does not possess one, can understand most of what is being said.

I would like to draw attention to a device I have just bought for £14.99. It is a small video game with its own integral, liquid-crystal screen. The contrast on the 23mm.-by-42mm. screen is good enough to read the 2.75mm.-by-2mm. numbers with ease.

Could not a screen such as this, be used as the VDU of a small, pocket-sized computer? Such a device would have a full keyboard, and plenty of room within it to store plug-in ROM and RAM modules. Its power consumption would also be low.

I can think of two very important applications for such a device: as a communication device for the deaf/dumb, containing pre-

programmed, oft-used phrases available at the touch of a key; and secondly, as a portable database, using ROM for such uses as intelligent dictionary/encyclopaedia searching, and RAM for use as a diary/data-file.

D Austin,
Newcastle under Lyme,
Staffordshire.

TANTEL REALITY

Your reviewer of the Tantel unit does not seem to have used it under practical conditions. As supplied, it is useless in the home and in many offices — the leads are far too short.

I complained to Tantel and was supplied with longer leads. Perhaps Peter Blower can suggest how one connects it to the home TV in one corner of the room and sits in the other controlling it while the children run around in between.

Another point is that the Post Office fitter suggested that he install the jack next to the TV. That is the last place for it: it should be placed next to where one sits as should a power socket.

Many people buying this unit are going to be greatly disappointed because of these difficulties even though, otherwise, it gives excellent results.

R G Silson,
Tring,
Hertfordshire.

DISTURBING NEWS

While undertaking one of my rare journeys from my hermitage in north Wales, I happened to buy the second issue of *Your Computer* from a small newsagent on the outskirts of Bristol. After browsing through the articles, I found myself becoming disturbed by the apparent lack of rubbish normally found in computer magazines.

My usual equanimity was finally shattered when I read the editorial. The opinions expressed there, if I may speak frankly, are no less than revolutionary — not to mention enlightened. I found your attack on the pettiness of the mass-conditioned mind shocking, and your diatribe on our state educational attitudes delightful.

Perhaps, as a disillusioned ex-teacher I am biased, but I am surprised that someone as clear thinking as the editor should have been allowed to attain such a responsible position. Your magazine is showing many signs of attempting to produce quality rather than popularity — can it survive in the commercial market? I hope you are not concerned with making a million and can escape the inevitable pressures for financial success.


G Goldsack,
Barmouth, Gwynedd. ■

ZX user port defies sceptics

THE SCEPTICS said it could not be done, but a user port has been developed for the ZX-81. It consists of a single board which plugs into the rear of the world's most popular microcomputer to provide an eight-bit input port and an eight-bit output port, both of which are controlled directly from Basic or machine code.

Sound and music are now possible on the ZX-81 — achieved by the addition of a loudspeaker on one of the output bits. The frequency range is from 200Hz to 25KHz, and an accompanying booklet is provided to tell the user how to create sound effects.


Each of the eight output channels may be used to control a separate device, for example LED indicators or relays. The eight input lines may be connected to games paddles, microswitches or detectors. It is conceivable that some users may



want to connect their machines to remote keyboards via this port.

The booklet contains several applications including an electronic organ, a reaction timer, an electronic combination lock and many more. A complete kit of parts costs £11.50, and the booklet a further 40p. VAT and postage are extra. The ZX-81 user port is available from Technomatic, 17 Burnley Road, London NW10. Telephone 01-452 1500.

Printer for the Sinclairs



THE LONG-awaited Sinclair ZX printer is now available, and like the ZX range of microcomputers, the product is both technically advanced and economical. At only £49.50 including VAT, the printer will be well received by the thousands of Sinclair microcomputer owners.

The printer is in the same style as the ZX-81. That is, a black, hard-plastic case — and will fit directly on to the micro. It will also work in conjunction with a new-ROM ZX-80. The printer is very small — no larger than two cassette packs — and it interfaces via the connector on the back of the computer.

A special feature of the printer is the Copy command which prints out exactly what is on the screen. A simple copy instruction at 14 seconds costs less than one penny. There are also the more traditional printer

commands such as LList and LPrint.

There are 32 characters to the line and nine lines to the inch on the special aluminised paper the printer uses. Special paper is required because the printer uses a technique known as thermal printing where the paper turns black at the points where heat is applied.

Speech synthesis to have wider audience


ONE OF the more exciting developments in the last year has been the introduction of speech synthesisers for microcomputers. Now such exotic peripherals are about to become commonplace with the introduction of the Arfon Micro-

It is sometimes a good idea to use flowcharts before writing programs. Not everyone believes in it, partly because it can become very tedious. Here, the programmer is using a laminated plastic work-board and sheet of self-cling PVC printed with the full set of British Standard flowchart symbols. The PVC sheets can be lifted and placed on the board. Notations and flowlines can be added with a write-on, wipe-off pen so that an alteration needs only to be wiped away and the correction inserted. The total cost, including postage and packing, is £26. Details can be obtained from the suppliers, Flowchart Systems, Datarite House, Grafton Road, New Malden, Surrey, KT3 3AA. Telephone: 01-942 2830.

Company with Sharp bias

OWNERS OF the Sharp PC-1211 pocket computer will be interested to hear of Elkan Electronics, a company which specialises in the Sharp, providing both hardware and software. Hardware is in the shape of the computer itself, the CE-122 printer and cassette interface, as well as paper rolls to use in it.

Software available is quite extensive and covers most of the



more common applications. There is a ledger program for use by accountants, and a PAYE program, both of which cost £14.95 and include documentation.

Other software includes a Cesil interpreter, a whole series of games of which the most interesting is a draughts game which costs £3, a loan calculator, Focus — a program for photographers — a taxi-fare calculator and scientific packages.

For further details contact Barry Elkan at Elkan Electronics, 28 Bury New Road, Prestwich, Manchester, M25 81D.


electronics Speech Synthesiser Board.

Designed originally to interface directly with the Nascom micro via the Nasbus, the synthesiser will now interface with a variety of common microcomputers. The board itself sells for £85 plus VAT and can be used in that form with the Nascom and the Apple.

At £120, a boxed system is available for any computer with the RS-232 interface, together with systems for the Pet, Tandy and Video Genie microcomputers. The Pet system should also be suitable for the Vic-20.

The board is based on the proven National Semiconductor Digitalker chip set, with two 64K ROMs containing a vocabulary of 256 words and sub-sounds. An on-board speaker is provided so that speaking can begin as soon as the board is plugged in, but for better quality, a mono jack plug is fitted so that the speech can be output via the user's stereo system.

Arfon Microelectronics Ltd, Cibyn Industrial Estate, Gwynedd, Wales. Telephone 0286-5005.



Of peripheral interest

HARDWARE AND software products including a motherboard and a sound board designed to complement the Sinclair microcomputers have been unveiled by ZX specialists Quicksilva. The QS Motherboard is a device which enables the user to expand a ZX microcomputer.

It takes the form of a PCB which contains on-board 5 V power supply, sockets to accept add-on boards and a PCB edge connector for fitting extra RAM packs. The motherboard must be connected to the computer via a QS connector. Prices are £3 for the connector and £10 for the motherboard.

Another hardware add-on for ZX microcomputers is the QS sound board, which can play tunes in three-part harmony. It is based on the AY-3-8910 sound generator chip and features software control from Basic of all the chip's facilities. There are also two eight-bit input/output ports.

All generated sound can be accessed via a jack socket on the board which can be connected to an amplifier. The QS sound board costs £25, which includes programming.

Software from Quicksilva is in the form of two games, QS Life and QS Defender. The version of the evergreen computer game Life will work only on a ZX-81 or a ZX-80 which has been modified for flicker-free graphics and will cost you £4.50. QS Defender is a version of the arcade game and includes software to drive the QS soundboard.

Quicksilva can be contacted at 95 Upper Brownhill Road, Maybush, Southampton, Hampshire.

Kenneth Baker, Minister for Information Technology, recently launched the second Department of Industry Schools Computer Competition. Open to all secondary schools and sixth-form colleges, the competition has 100 microcomputers to give away as prizes. The competition is being run for the Department of Industry by the British Computer Society. Entrants will be asked to submit an essay of 3,000 to 4,000 words, together with appropriate illustrations and diagrams, describing the use of a microcomputer for a project involving students. Entry applications should be sent to the BCS Project Office, 13, Mansfield Street, London W1E 2YZ before Friday, January 15, 1982.



A handful of power



THE CASIO FX-702P is a hand-held calculator which can be programmed in the Basic language. Capable of handling complex and lengthy programs, the FX-702P has a neat alpha-numeric display which means you can display words as well as numbers.

The machine can hold up to 10 programs, with subroutines nested up to 10 levels. Program looping can exist at up to eight levels. You can split the storage between memories and program steps, and the capacity varies between 1,680 steps with 26 memories and 80 steps with 226 memories.

There are 55 single-key routines covering logarithmic, trigonometric and hyperbolic functions. The statistical routines include two types of standard-deviation and regression analysis as well as correlation

coefficient. There are string-handling facilities, and a random-number generator. All such functions can be used in the program or the immediate mode.

The LCD is capable of displaying 10 digits, plus two for the exponent, and a program line can be up to 30 alpha-numeric characters long. When listing programs, the lines cycle through the display automatically.

The power is produced by lithium batteries, which keep the FX-702P running for 240 hours of continuous operation.

The computer has a recommended retail price of £134.95, and is supplied complete with instruction booklet and a program library. Contact Casio Electronics Ltd, 28 Scrutton Street, London EC2A 4TY. Telephone 01-377 9087.

Cancer tragedy of micro fan

PROCEEDS FROM the sales of the new backgammon program, being sold by Bug-Byte Software, will be going to help leukaemia research.

Kevan Earl, a 16-year-old micro-computer fan from Bolton wrote the program while he was in hospital receiving treatment for leukaemia. He asked Bug-Byte to market the program, and they agreed. Three days after signing the agreement, Kevan died.

The young programmer's father wrote to Bug-Byte requesting that the royalties Kevan would have received should be sent to leukaemia research. Normally this would be 20 percent of the revenue; in fact Bug-Byte agreed to give half of all proceeds. The program costs £7 and can be obtained from Bug-Byte, 98-100 The Albany, Old Hall Street, Liverpool L3 9EP.

Nascom Basic is extended

TWO MAJOR new extensions to Nascom Basic are now available on cassette. They are a Basic expander and a double-precision package which requires the expander to run.

The double-precision, floating-point arithmetic is to 14 decimal places. It is available for those machines fitted with NasSys and the 8K Basic ROM. The Basic expander will cost around £5 and the double-precision arithmetic about £15. For details send SAE to Mike York, 9 Rosehill Road, London SW18. Telephone 01-874 6244.

WH Smith advances into computer world

JOHN ROWLAND, the market development manager at W H Smith, the nationwide magazine and newspaper retailer, has launched into the precarious world of selling microcomputers.

In a recent agreement, W H Smith has undertaken to offer the best-selling Sinclair ZX-81 micro-computer at more than 100 high-street branches.

At the same time, Boots the chemists has decided to market microcomputers as well. For the moment, both companies will be treating the exercise as an experiment. If the W H Smith venture is successful, then after Christmas the Vic-20 will be brought in to broaden the range of machines available.

Boots is to market the Texas Instruments TI-99/4 microcomputer in six city-centre branches; Manchester, Croydon, Cardiff,


Swansea, Ilford and Leicester. If the operation is a success then both the range of equipment and the number of outlets will grow.

Yet is it not strange for a chemist chain to sell microcomputers? Aubrey Ridley-Thompson, a director of Boots does not agree. He points out that Boots were the first multiple-outlet store to market pocket calculators more than 10 years ago, and the company is well established as a retailer of audio equipment.

The marketing people at Boots reckon that microcomputers will be a very big market, and at £299 a time, the Texas computer should find its way into many homes. W H Smith too realises the enormous potential — hence a massive entry into the high-street microcomputer market. Whatever the outcome of the two experiments, it is inevitable that this is only the beginning.

THE Video Genie EG3000 Series

WITH *16K user RAM plus extended 12K Microsoft BASIC in ROM *Fully TRS-80 Level II software compatible *Huge range of software already available *Self contained, PSU, UHF modulator, and cassette *Simply plugs into video monitor or UHF TV *Full expansion to disks, and printer *Absolutely complete just fit into mains plug.



16K **£299** + VAT

GP80 The most compact 80 column impact graphic-dot printer available - at a very compact price

by seikosha

Graphics, Normal and Double-Width Characters can be printed on the same line. Pine Feed Tractor is equipped as standard.

Two Line-Feed Commands (1/6 and 1/9 inch)

Print on Plain Paper with two copies

Continuous Self-Inking Ribbon for easy handling
Centronics type Parallel Interface standard
Wide Range of Optional Interface Boards
Self-Test Programme standard.



£225 + VAT

SUPERBRAIN

SuperBrain's CP/M operating system boasts an overwhelming amount of available software in BASIC, FORTRAN, COBOL, and APL. Whatever your application... General Ledger, Accounts Receivable, Payroll, Inventory or Word Processing, SuperBrain is tops in its class.

320K £1850 700K £2400
1.5Mb £2750

COMMODORE COMPUTERS

PET 8K	£415
PET 16K	£525
PET 32K	£650
PET 8032	£895

DISK DRIVES

4040	£695
------	------

PRINTERS

EPSON TX80B (inc. I/F & cable)	£299
EPSON MX80T	£395
ANADEX DP8000	£495
ANADEX DP9500	£895
ANADEX DP9501	£995

VIDEO MONITORS

10" BLACK & WHITE	£85
10" GREEN SCREEN	£95

Aculab

Floppy Tape

The tape that behaves like a disk.

Connects directly to TRS-80 level 2 keyboard. Operating and file handling software in ROM 8 commands add 12 powerful functions to level 2 BASIC. No buttons, switches or volume controls. Full control of all functions from keyboard or program. Maintains directory with up to 32 files on each tape.

for all TRS 80 & Video Genie owners

TRS80 version: **£165**

Video Genie: **£170**

Please add £10 Securicor delivery charge to all computers etc.
Plus 15% VAT on all prices.



Acorn Atom

Unique in concept — the home computer that grows as you do!

Special features include
*FULL SIZED KEYBOARD
*ASSEMBLER AND BASIC
*TOP QUALITY MOULDED CASE
*HIGH RESOLUTION COLOUR GRAPHICS

Simple to build, simple to operate. A powerful, full facility computer with all the features you would expect.

Just connect the assembled computer to any domestic TV and power source and you are ready to begin.

Full-sized QWERTY keyboard
6502 Microprocessor Rugged injection-moulded case 2K RAM
8K HYPER-ROM 23 integrated circuits and sockets Audio

cassette interface UHF TV output Full assembly instructions

£120 + VAT

The Second Generation Personal Computer



Highest performance - lowest price

*48K (8080A)
*16 Colours or shades of Grey
*Multiple High Resolution Graphics Modes (64 x 71, 129 x 159, 255 x 335)
*Character mode (60 x 24)
*Split Screen Modes

*Full ASCII Upper & Lower Character Set
*Unique graphical — Sound Commands for Smooth Music, random frequencies & enveloped sound!

DAI Personal Computer

*RS232 I/F
at only **£595**
+ VAT

Paper Tiger 460

The Paper Tiger 460 sets new standards by incorporating many features previously only available on units costing much more

Features like a specially developed nine wire 'staggered column' head which overlaps the dots of each matrix character with just one pass of the printhead giving a dense, high quality print image without reducing the units 160 c.p.s. print speed.

It also offers a bi-directional logic seeking device to enhance its print optimisation characteristics and wide range of 'print versatility' features such as mono or proportional spacing, automatic justification, programmable horizontal and vertical tabbing, and 'fine' positioning for word processing applications.

Paper Tiger 560

£795 + VAT

The Paper Tiger 560 is the first printer which bridges the gap between conventional matrix and 'daisy wheel' types offering quality printing at a relatively low price.

Full 'width' 132 column printing at 160 c.p.s., a unique nine wire 'staggered' print head, bi-directional printing, an inbuilt tractor feed and a host of selectable features set it apart from ordinary matrix printers.

Plus for even greater versatility a full dot plot graphics facility if supplied which includes a 2K buffer.

£995 + VAT

Books & bits

Books — Manuals — Diskettes — ribbons — Paper

— chips (2114 x 2 1K) £4 pair.

RS232 to Centronics interfaces £40 etc. etc.

A variety of second-hand computer equipment usually available, spares, repairs and service.

MicroStyle

29 Belvedere, Lansdown Road, Bath BA1 5HR
Telephone: (0225) 334659

Make the most of your Sinclair ZX Computer... Sinclair ZX software on cassette. £3.⁹⁵ per cassette.

The unprecedented popularity of the ZX Series of Sinclair Personal Computers has generated a large volume of programs written by users.

Sinclair has undertaken to publish the most elegant of these on pre-recorded cassettes. Each program is carefully vetted for interest and quality, and then grouped with other programs to form a single-subject cassette.

Each cassette costs £3.95 (including VAT and p&p) and comes complete with full instructions.

Although primarily designed for the Sinclair ZX81, many of the cassettes are suitable for running on a Sinclair ZX80 - if fitted with a replacement 8K BASIC ROM.

Some of the more elaborate programs can be run only on a Sinclair ZX Personal Computer augmented by a 16K-byte add-on RAM pack.

This RAM pack and the replacement ROM are described below. And the description of each cassette makes it clear what hardware is required.

8K BASIC ROM

The 8K BASIC ROM used in the ZX81 is available to ZX80 owners as a drop-in replacement chip. With the exception of animated graphics, all the advanced features of the ZX81 are now available on a ZX80 - including the ability to run much of the Sinclair ZX Software.

The ROM chip comes with a new keyboard template, which can be overlaid on the existing keyboard in minutes, and a new operating manual.

16K-BYTE RAM pack

The 16K-byte RAM pack provides 16-times more memory in one complete module. Compatible with the ZX81 and the ZX80, it can be used for program storage or as a database.

The RAM pack simply plugs into the existing expansion port on the rear of a Sinclair ZX Personal Computer.



Cassette 1 - Games

For ZX81 (and ZX80 with 8K BASIC ROM)

ORBIT - your space craft's mission is to pick up a very valuable cargo that's in orbit around a star.

SNIPER - you're surrounded by 40 of the enemy. How quickly can you spot and shoot them when they appear?

METEORS - your starship is cruising through space when you meet a meteor storm. How long can you dodge the deadly danger?

LIFE - J.H. Conway's 'Game of Life' has achieved tremendous popularity in the computing world. Study the life, death and evolution patterns of cells.

WOLFPACK - your naval destroyer is on a submarine hunt. The depth charges are armed, but must be fired with precision.

GOLF - what's your handicap? It's a tricky course but you control the strength of your shots.

Cassette 2 - Junior Education: 7-11-year-olds

For ZX81 with 16K RAM pack

CRASH - simple addition - with the added attraction of a car crash if you get it wrong.

MULTIPLY - long multiplication with five levels of difficulty. If the answer's wrong - the solution is explained.

TRAIN - multiplication tests against the computer. The winner's train reaches the station first.

FRACTIONS - fractions explained at three levels of difficulty. A ten-question test completes the program.

ADDSUB - addition and subtraction with three levels of difficulty. Again, wrong answers are followed by an explanation.

DIVISION - with five levels of difficulty. Mistakes are explained graphically, and a running score is displayed.

SPELLING - up to 500 words over five levels of difficulty. You can even change the words yourself.

Cassette 3 - Business and Household

For ZX81 (and ZX80 with 8K BASIC ROM) with 16K RAM pack

TELEPHONE - set up your own computerised telephone directory and address book. Changes, additions and deletions of up to 50 entries are easy.

NOTE PAD - a powerful, easy-to-run system for storing and



retrieving everyday information. Use it as a diary, a catalogue, a reminder system, or a directory.

BANK ACCOUNT - a sophisticated financial recording system with comprehensive documentation. Use it at home to keep track of 'where the money goes,' and at work for expenses, departmental budgets, etc.

Cassette 4 - Games

For ZX81 (and ZX80 with 8K BASIC ROM) and 16K RAM pack

LUNAR LANDING - bring the lunar module down from orbit to a soft landing. You control attitude and orbital direction - but watch the fuel gauge! The screen displays your flight status - digitally and graphically.

TWENTYONE - a dice version of Blackjack.

COMBAT - you're on a suicide space mission. You have only 12 missiles but the aliens have unlimited strength. Can you take 12 of them with you?

SUBSTRIKE - on patrol, your frigate detects a pack of 10 enemy subs. Can you depth-charge them before they torpedo you?

CODEBREAKER - the computer thinks of a 4-digit number which you have to guess in up to 10 tries. The logical approach is best!

MAYDAY - in answer to a distress call, you've narrowed down the search area to 343 cubic kilometers of deep space. Can you find the astronaut before his life-support system fails in 10 hours time?

Cassette 5 - Junior Education: 9-11-year-olds

For ZX81 (and ZX80 with 8K BASIC ROM)

MATHS - tests arithmetic with three levels of difficulty, and gives your score out of 10.

BALANCE - tests understanding of levers/fulcrum theory with a series of graphic examples.

VOLUMES - 'yes' or 'no' answers from the computer to a series of cube volume calculations.

AVERAGES - what's the average height of your class? The average shoe size of your family? The average pocket money of your friends? The computer plots a bar chart, and distinguishes MEAN from MEDIAN.

BASES - convert from decimal (base 10) to other bases of your choice in the range 2 to 9.

TEMP - Volumes, temperatures - and their combinations.

How to order

Simply use the order form below, and either enclose a cheque or give us the number of your Access, Barclaycard or Trustcard account. Please allow 28 days for delivery. 14-day money-back option.

sinclair ZX SOFTWARE

Sinclair Research Ltd,
6 Kings Parade, Cambridge,
Cambs., CB2 1SN. Tel: 0276 66104.

To: Sinclair Research, FREEPOST 7, Cambridge, CB2 1YY

Please print

Please send me the items I have indicated below.

Qty	Code	Item	Item price	Total
	21	Cassette 1 - Games	£3.95	
	22	Cassette 2 - Junior Education	£3.95	
	23	Cassette 3 - Business and Household	£3.95	
	24	Cassette 4 - Games	£3.95	
	25	Cassette 5 - Junior Education	£3.95	
	17	*8K BASIC ROM for ZX80	£19.95	
	18	*16K RAM pack for ZX81 and ZX80	£49.95	
		*Post and packing (if applicable)	£2.95	
			Total £	

*Please add £2.95 to total order value **only** if ordering ROM and/or RAM.

I enclose a cheque/PO to Sinclair Research Ltd for £ _____

Please charge my Access*/Barclaycard/Trustcard no. _____

*Please delete as applicable.

Name: Mr/Mrs/Miss _____

Address: _____

YOC 11

THREE PET TITLES

from

Nick Hampshire

LIBRARY OF PET SUBROUTINES

A book which will save the software designer considerable time by providing 55 proven subroutines to integrate with his own programmes.

Each subroutine is preceded by a page of general information describing its purpose and implementation and possible problems that may arise. Basic, machine language and a combination of both, are used throughout this publication.

"... We like this book very much and thoroughly recommend it."

Printout

"... well prepared, fun to use, and will help in better program development."

Compute



All 3 publications are widely used by Commodore Business Machines.

THE PET REVEALED

A reference book which details everything you need to know about the workings of the PET. Containing information helpful to writing more elaborate programmes, which in turn create more interesting functions.

"... Should be congratulated. Supplies some much needed, useful and correct documentation."

Compute

"... 'PET Revealed' will save you an awful lot of time. I rate this book as good value for money."

Printout

PET GRAPHICS

This book has two objectives. One, to provide the reader with an introduction to the programming techniques used to generate graphic displays. Two, providing the programmer with a complete package of machine code routines giving a wide range of normally unavailable graphic functions. The book contains many comprehensively analysed routines and photographs to illustrate the effects created.

"... an invaluable guide to graphics on the PET."

Micro Forecast

Please send me:

..... copy/ies of Library of PET Subroutines @ £10.00 each
 copy/ies of The PET Revealed @ £10.00 each
 copy/ies of PET Graphics @ £12.00 each

I enclose a cheque for £ payable to Computabits Ltd., P.O. Box 13, Yeovil, Somerset.

Name

Address

.....

.....

..... Postcode



COMPUTER CLUB

Computer Club is here to encourage you to start your own local computer club or, if one already exists, to join it and become involved. Each month we will devote the page to new ideas from local clubs. We would like to hear of anything which has made a club a success, or of any projects or programs you are developing.

Oxford Computer Workshop

David Pollard found that a surfeit of academics does not necessarily help in bringing computers to those who can use them. He describes the workshop's progress to date.

WHEN IT was started in June this year, the idea behind the Oxford Computer Workshop was to create a computing forum whose primary purpose was to help disabled people — something between social club and a factory. The reckoning was that it could just about pay its own way — with mail-order software; word processing and introductory courses. Later it would grow to design and develop equipment to aid people with specific disabilities.

By providing facilities and a suitable environment, products should evolve to suit particular needs. Surprisingly, it seems that there

are but two such workshops in the U.K. — the Professional Workshop at Milton Keynes, Buckinghamshire and the Notting Dale Technology Centre in London.

Early hopes of governmental assistance were soon dashed. Manpower and the Small Firms' Advisory Service were very friendly, made encouraging noises and said, politely, that they could not help.

There is a standard Catch 22 — until you achieve something and have something positive to show, they cannot really help; by the time you have done whatever it is, you probably do not need their help anyway. One is sometimes left with a sneaking suspicion that they might be happier dealing with schemes at the level of several £100,000.

Another obstacle — perhaps peculiar to Oxford with its surfeit of academics — was the disbelief of people in authority that anyone might want to use computers: after all, you can employ somebody who does that.

It became clear that the way ahead with the workshop project for disabled people was to form a local interest group, and in recent weeks, there has been progress. Several people have offered to help and the local computer retailers have promised to do what they can. A good friend who is going abroad has offered the use of his TRS-80.

It looks as though all the constituent parts are to hand, including a Sharp, a Pet, an Apple and the use of a word processor and a mainframe machine — enough machines to stimulate interest.

A workshop became available through the Bakehouse Trust — an Oxford group which is providing rental of workshop space to new small businesses at a realistic price. There is a carpenter, electronics engineer, upholsterer, wood carver, architectural designer and now a computer.

You might raise the idea of using micros to make life better for disabled people at your next club meeting. If there is no local club, try to start one — you will be surprised to learn how many people own a micro and want advice on how to use it. There are yet more who would like to gain hands-on experience before buying their own.

First, you cannot do it all on your own, so find a few people of like mind who will help you. A small poster in the local library or community centre or perhaps a letter to the local newspaper will do the trick.

Word of mouth is effective initially. The nearest computer retailers will probably be interested enough to bring a machine to the meetings. Enlist the help of your library, adult-education centre and citizens' advice bureau.

As for premises, the church hall or community centre is probably the best bet. A few pounds will cover the cost of hire of a room, a few posters, postage and telephone calls.

The national users' groups should be able to help with useful and appropriate software. Enclose a large stamped, addressed envelope with enquiries — some of them send sample newsletters.

There are two further requirements — enthusiasm and perseverance. It may take a few weeks to get the project off the ground, so do not be discouraged if it seems to be going slowly at first. ■



Above: The workshop has found house-room through the Old Bakehouse Trust, where it shares space with a number of small businesses. The premises are relatively cheap and provide a useful mix of skills.


Right: David Pollard at the bench. Friendly local dealers and other supporters have provided equipment to start the workshop.



REVIEW

TI-99/4

Now that its price has been cut from around £1,000 to £295, the two-year-old colour computer from Texas Instruments looks set to compete with the likes of Tandy's colour machine and the Vic-20. Tim Hartnell assesses the re-launched machine.



THE TEXAS Instruments Home Computer, the TI-99/4, is a computer which seems to have missed its market. First launched about 18 months ago for around £1,000, it has been re-released recently for a quarter of the original price. The TI-99/4 now shows its age. It is an "old" computer, without the kind of features and facilities — such as Peek, Poke and the USR function — now taken for granted on most personal computers.

Despite this, it is magnificently supported by plug-in cartridge firmware, which includes the best chess program I have seen for a game marketed specifically with one computer. The TI-99/4 has an impressive range of peripherals including floppies, speech and a quality printer.

It has an uncomplicated exterior, with a slot for peripherals on the right-hand side. The plug-in software, or command modules as Texas Instruments calls them, slides in near the top right-hand corner. A speaker is built-in, with a slide volume control below it. I found the keyboard perfectly satisfactory, although the keys are closer to those found on large calculators than on electric typewriters.

The on-board Basic is somewhat limited, without, as I mentioned, such facilities as Peek and Poke, yet the superb colour and wide range of sound, compensates for this. An extended Basic cartridge will give you every command you would normally expect.

My main criticism of the machine is that it is very slow, as slow in fact as a ZX-81 operating in the Slow mode. Listing a program seems to take an age as the program is printed out a letter at a time.

The display is impressive. When you first turn on and a series of coloured blocks appear rather like a colour TV test pattern run across the top and bottom of the screen in strips, with a Texas Instruments logo and the words HOME COMPUTER, PRESS ANY KEY TO BEGIN. When you press a key, the screen clears to a blue background, and black letters on the background outline a menu which says:

```
PRESS
1 FOR TI BASIC
2 FOR EQUATION CALCULATOR
```

This is followed by the number 3, if you have a command module plugged in, and the title of the module. If there is more than one program on the module, the additional programs appear beneath the third item on the menu.

Equation Calculator allows you to use the TI-99/4 in the direct mode as a calculator. It has a rather strange display, an open rectangle filling most of the screen, with the numbers you enter appearing at the bottom. The rectangle displays assigned variables, so you have a constant reminder if, for example, you have set A equal to 10.

To return to the switch-on display, which you must do to use the Basic after using the Equation Calculator, you just type "bye", hit Return and you are back at the beginning.

The cursor is a small flashing rectangle. The computer will accept any line, including invalid ones, but will — of course — crash on running if the line is invalid, with one of a number of "cute" error messages, such as CAN'T DO THAT or the extraordinary BAD VALUE if a number is generated out of range, or outside designated parameters.

When you type Run and press Return, the display changes from black on blue which is programming mode to black on green or run mode. If the program crashes, the display immediately switches back to black on blue. When you enter Run, the listing stays on the screen except that it scrolls upward. The command Call Clear clears the screen.

The Let statement is optional to assign variables, and the TI-99/4 will accept any name up to 15 characters long. The built-in sound box is very flexible. The command Call Sound

will generate tones from 110Hz to more than 44,000Hz. That is, from the A below middle C on a piano, to much, much higher than the ear can hear.

As well as this wide range of sound, there are 30 graduations of volume. If you enter

```
CALL SOUND (1000, 440, 2)
```

then press Enter, you hear a very clear, pure middle C for a second.

The Call Sound command is very flexible. The first figure after the command is the duration of the note in milliseconds, the second is the frequency, and the third is the volume which is adjustable from zero to 30, with 30 being the loudest. A routine to write an infinitely varied cacophony is:

```
10 D = INT(RND*1000) + 110
20 F = (INT(RND*4) + 1)*220
30 V = 2 + INT(RND*25)
40 CALL SOUND (D,F,V)
50 GOTO 10
```

You can easily modify this program to play two or three notes, plus noise, at a time. In other words, there are four independent sound channels. While attempting to write a program to generate three-note chords, I managed one of the few system crashes I experienced while using the TI-99/4.

As I was modifying the program, I suddenly lost my listing, and the screen started to flash on and off. I entered

```
SHIFT Q
```

to return to the opening display as instructed in the manual, and even though I did reach the initial display, the computer stuck at this point. I had to turn it off before I could use it again.

The display is 28 letters across and 24 down. However, you can have 32 graphics characters to a line. You can place the graphic symbol of your choice at the required location with a Call VChar statement which you use as follows:

```
CALL VCHAR (12, 17, 42).
```

The first number in the brackets is the row number, followed by the line number and then the character number. Call VChar is a very useful equivalent of other Basics' Print At.

The manuals provided with the computer *Beginners' Basic* and *Users' Reference Guide* are clear and detailed, and fortunately do not suffer the normal U.S. approach which you find in many manuals, such as the one provided in the States with the Vic.

Even if you have never touched a computer before the TI-99/4, you will find *Beginners' Basic* easy to understand. So long as you study the manual carefully, you will quickly learn the rudiments of programming.

Some worthwhile demonstration programs are given in the book, and once you have read through them, you are unlikely to have any real problems writing your own.

All the peripherals plug into the right-hand side of the computer, piggy-backing if necessary. I could not make the printer function at all, despite trying different leads and different drive programs.

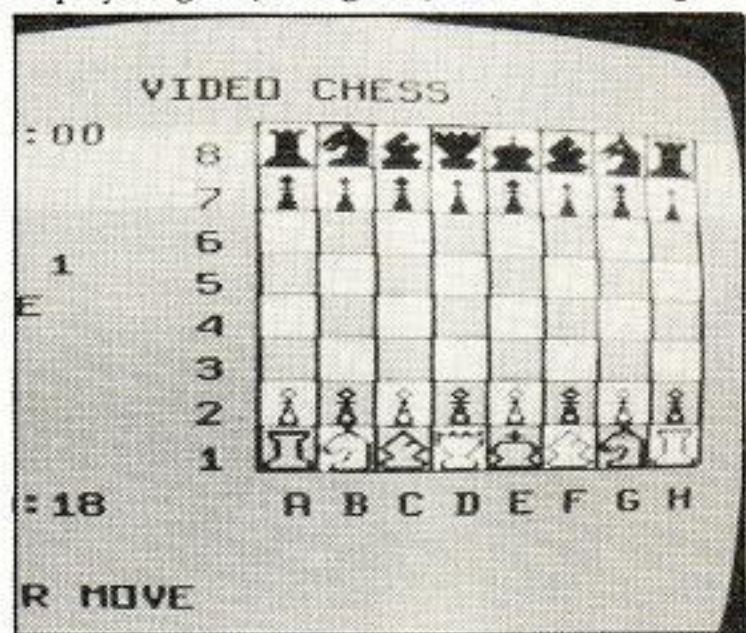
The plug-in command modules are of mixed quality. Video Graphics were unimaginative random coloured lines with a kind of music. The so-called Life program was incomprehensible and bore no resemblance to John Conway's famous program of the same name.

Speech Editor was fun. The voice box or solid-state speech synthesiser plugs into the right-hand side, and speaks with a modulated,

American accent. It has more than 300 built-in words such as negative and hello which it says clearly and confidently, in a rather splendid way.

Other words such as those beginning with B or P are not so distinct. You can use parts of words in the vocabulary to build your own words and here we found one curious glitch: although the computer can cope with "Goodbye" the words "Good" and "Buy" separated by a space became utter gibberish.

Video Chess is superb — almost good enough to make it the sole reason you buy the machine. It plays a good, fast game, even on the higher



levels of play. The graphics are very clear, possibly the least ambiguous chess graphics I have seen on any computer.

There is also a Replay feature which, at any time in the game, allows you to re-run the whole game quickly from the beginning, complete with bleeps and blurps from the sound box. If you do not buy any other software with your TI-99/4, make sure you obtain the chess.

The first menu with some multi-games packs is in three languages. You select your language, such as German, and from then on, all printed words on the screen are in German.

The review machine was provided with a generous range of programs. The most useful was the extended Basic which gives you access to many facilities, such as multi-statement lines, which are taken for granted on other computers. Extended Basic also includes the splendidly-named Sprite command.

A sprite is a little coloured blob which you

CONCLUSIONS

- The computer is of little value without extended Basic. It is, however, in my opinion, much better than any of the video games machines, because at least you are buying a real computer which you can use as such when you have tired of playing the games.
- The reading and counting programs for the young are an ideal way of painlessly introducing children to computers if you do not mind taking the risk that they will start speaking with an American accent, like many Speak-And-Spell devotees.
- The better games, such as Video Chess and Connect Four, are superb — as good as, or better than, competing products.
- The graphics are very flexible with the Call VChar and Call Colour commands giving — even in the standard, on-board Basic — a system which you will quickly master. There are 16 colours available.
- The sound is clear and reasonably

use to create moving graphics. Extended Basic also allows you to load and run one program from another. In all, there are more than 40 new or expanded commands. This module is vital for serious use of the TI-99/4.

The software modules are well packed and each is supplied with an instruction booklet and a keyboard overlay which has symbols such as arrows for cursor control, as well as game-specific words, such as the Replay feature.

Other software tested included: Children's Education which includes addition and subtraction using colour and sound, and featuring vertical problems, that is, the numbers are on top of one another, like sums written on paper.

Early Reading is quite fun, using graphics with written and spoken words. Pre-school Early Learning Fun, aimed at children from three to six, includes counting and sorting activities, an alphabet drill and an exercise in which shapes are matched. This pack is likely to prove a painless way to ensure your children become computer literate.

Beginning Grammar in Dutch and English is for primary school children, and intends to teach the parts of speech: this pack is a little tiresome. Connect Four plays a good, very fast game — far faster than the Atari cartridge of the same name. It makes good use of sound, although after a few games you will probably wish to turn it down, or off, before it drives you mad. Connect Four and Video Chess were definitely my favourites among the games. There was no Space Invader-type game supplied.

Household Money Management leads to projections of future spending, drawing pretty and depressing graphs of your finances, and can dump details on to cassette for future recall. Terminal Emulator "links your home computer to the telecommunications world through special data-accessing programs. Lets you select options such as load rate which make your computer compatible with other systems". This pack buffers up to 256 characters of incoming data, transmits control characters which signal the remote computer to perform pre-defined functions, and needs an interface and Modem to work.

musical. There is a noise option, plus of course, speech if you buy the synthesiser.

- The only real objection I have to the computer, and it is a major enough objection to discourage purchasers, is the speed of the machine: it is appallingly slow in many fields, and this lack of speed is not really acceptable nowadays.
- If you want a good, noisy colour computer, have a look at a Tandy, a Vic and the TI-99/4 before you decide. Each has worthwhile features; each has different software support; and each has foibles which may discourage purchase.
- I do not believe the TI-99/4 will make a major impact on the British computer scene, and therefore you may find fellow-users a little thin on the ground. It would have been a completely different story if Texas Instruments had put the TI-99/4 on the market two years ago at the present price.

SURVEY

ATOM CASSETTES

Eric Deeson casts a critical eye at the standard of packages in the burgeoning Atom software market.

IN MY REVIEW of ZX-81 software in the October issue, I noted the significance of the low price of cassettes published by Sinclair Research. At £3.95, Sinclair cassettes hold down the prices of ZX software from other manufacturers. That is good for the buyer, naturally, and also helps exclude the cowboys.

Atom material is far more costly, cassette for cassette — and there tend to be fewer programs on one tape. Of course, the expanded machine is twice the price of the ZX-81 16K, so perhaps it is fair that software is more expensive — publishers have higher capital costs to claw back and a much smaller pool of purchasers.

Indeed, judging by the packages I reviewed, the Atom software market is very different to the ZX one. The large majority of the review programs are games, some of them excellent models of the arcade aces — there are three versions of Space Invaders, for instance. There is little for business and education. It seems clear that the home leisure market is the aim. That is somewhat surprising as so many parents want educational programs, and so many businesses operate from the home.


I found that loading was not perfect on the Atom — neither with a Waltham W-167 which rarely fails for my ZX-80 or ZX-81, nor with the Sharp RD-620E widely recommended for those machines and the Atom. The routine was the only one I could load and save, but as *The magic book* points out, that is not a precise test. Loading the published tapes was not 100 percent — indeed, it was five percent in the first few hours.

As with the ZX-81, the recorder volume setting is critical — and of course, the level varies from publisher to publisher and even from program to program by the same publisher. It is useful to put coloured dots on the recorder volume control to help with loading levels. Software suppliers should give program-loading times — it is helpful to have a watch to stare at as well as a static screen. ZX-81 and the expensive micros give visual indication of loading progress — so, too, should the Atom as loading can be so capricious.

Atom Basic is unconventional — I do not think I shall ever understand why floating-point work is so complex. The incorporation of assembler, and Do-Until are exceptionally useful, as are the graphic modes — though it is much easier to use graphics blocks on the Sinclair.

Let us make a few general observations about the Atom for those contemplating

graduating to this powerful little machine. First, the manual is poor — it is much more comprehensive than the ZX-81's, but far harder for a novice to follow. Even in its second edition, it still contains errors and shows many signs of haste. The assembly section is



Bug-Byte Space Invaders.

very good, but I found even the reference chapters hard to use and poorly compiled.

I miss the Sinclair's single-key entering of keywords which then appear in full on display — Atom's P for Print is no substitute. Also the manual's so-called "powerful Edit" does not seem to work on program listings and so, as far as I am concerned, does not exist.

There is no syntax-checking either, and Go addresses must match line numbers — though the line-label system is marvellous. So, programming errors are easy to miss and the

error-report-code system is not always as helpful as it could be.

It is good that with the Atom you do not need to specify the control variable in Next, but a pity that End is needed. I like the file-handling procedures but not the complex Break. Sound is good, but why not feed the speaker during Loading to help if things are going wrong? The Repeat key is useful — one misses it on the Sinclair keyboards, but it should remember the last character typed to save broken fingers.

Our review takes in five suppliers and we shall deal with them one by one. First is Acornsoft of 4a Market Hill, Cambridge, CB2 3NJ. Sitting on Acorn's lap as this group is, so to speak, one would expect from it top quality, top reliability, and top utility in its programs. Acornsoft software is not, in my opinion, far and away the best — though it is very good.

The company brochure lists 17 cassettes, all but one at £11.50 each including VAT — the most expensive on the market. However, each cassette tends to have several programs, so beware when making price comparisons. Eight of the packages are games, three give mathematics utilities and three more provide computing utilities. That leaves Database, Business and Forth.

All seven of the programs we reviewed start with a star-load and automatically Run "INDEX" which also displays the character set and is useful for pre-setting the volume level. The main programs are loaded normally



— even if with difficulty — and are relatively heavy on memory. It is interesting that the listings are not closed — has Acornsoft not read *The Atom magic book*?

Acornsoft cassettes are supplied in neat polystyrene-foam boxes which are durable but not much help if you keep program cassettes in a cassette case. The covers give brief but usually adequate documentation. By absolute standards, it is too brief, but it is more than anyone else provides.

Games 5 gives us Invaders, Wumpus and Reversi which are all standard micro games, though the second is really a form of Adventure rather than a true Wumpus. Invaders which occupies 5K and 6K graphics including instructions, is a slow version of the standard one-player game using low-level graphics and sound. The score and record score appear at the end of a battle rather than simultaneously.

Wumpus — 5K and 6K graphics with no included instructions — is, as I mentioned, more like the old Adventure — any one of 20 30-cave labyrinths in memory, or a random one, four bat caves, four pits, three arrows. There are no graphics in this, but it is a game to tempt the hours away before you decide to program your own version.

I do not like the graphics approach to Acorn's Reversi — 3K and 5K with no instructions — but the options are flexible. The computer plays itself or you, or you can play a friend using its board. In the one-player version legal moves are shown, which detracts somewhat, and the computer's game is not very strong although it is fast.

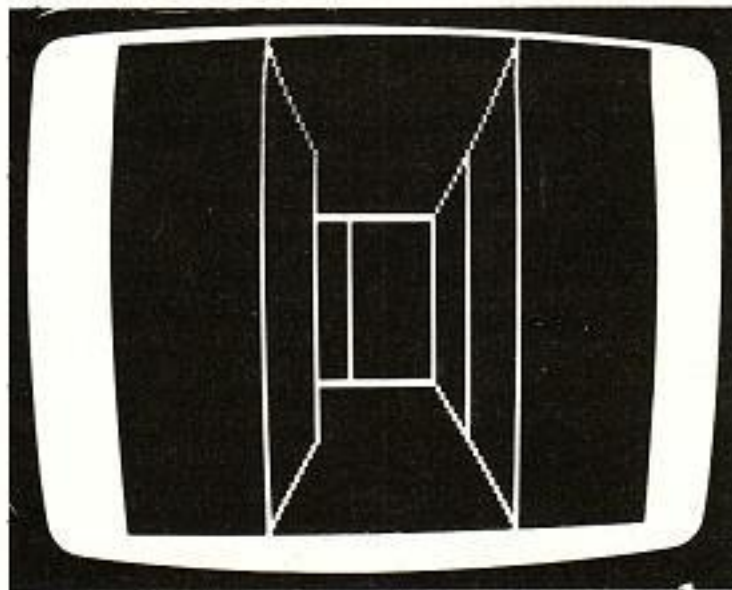
Games 6 has variety, too, and features Dodgems, a superb arcade-style racing game

which is new to me. Your car races through a kind of maze, making points and avoiding the computer's car which is programmed to crash into you. It has very good low-resolution graphics and sound and uses 4K and 6K.

Simon — 2K and 6K — is the only program whose documentation mentions colour output, though it is readily played in monochrome. The sequences are of blocks of yellow, red, striped and blue, with tones. It is difficult to win — even at the lowest skill level. Instructions are included and it is worth learning them before playing.

Amoeba — 3K and 3K — is a delightful game based on the pattern shown on page 82 of the manual. Although the documentation instructions are hard to follow and contain a minor error, the game is impressive once you discover the winning technique. The game is for one player against the computer or two to four players against each other.

Maths 1 is, of course, a serious package. It is a pity that I found the review copy un-loadable. Plot met the same fate — the listing was incomplete, and I could find no trace of the other two programs. Plot — 5K and 6K — has 11 options, plotting input func-



Struggling through Timedata's maze.

tions, points, lines and curves with or without graded axes. Simultaneous — 2K and 5K — solves limit-unspecified sets of simultaneous equations with real coefficients. Regression — 2K and 5K — tells you the best straight line through a set of data points. Plot, incidentally, includes the option of actually showing such a line.

I found the Utilities 1 cassette hard to load, too, but this time not impossible. The disassembler star-loads into graphics memory, occupying 2K. Thus, the lower text space is free for machine code. Its range of options is useful.

Fast COS is particularly interesting. This 1K assembler routine allows one to Save and Load at 1,200 baud, with a visual indication on screen that the operations are in progress. Will one need special data cassettes, I wonder?

Re-number loads into 1K of graphics memory. It is less versatile than the version in the manual, re-numbering only as 10,10, but is, of course, better placed in memory. Also it displays labelled line numbers and unused labels, which is useful.

It is most important for a user of any micro to learn how to hold and process records. Acornsoft's Database, 5K, allows the use of 14 commands, which are briefly, but just about adequately, explained in a 16-page leaflet. The data is held in graphics memory — 6K will handle 100 records.

The leaflet explains the system, which is complex, using a sample database on cassette — a wine list. You need the wine by the time you have understood the commands.

As a computing teacher I was interested to have a book at the Peeko-Computer — 5K and 1K — which is a delightful simulation of the 6502 microprocessor. At all times the 50-byte memory contents are displayed. Each may hold a single decimal digit. Machine-level coding is achieved by the use of 10 decimal instructions: BRK, LDA, STA, CLC, ADC, DEC, INC, LDA, @ JNE and JMP.

There is a 16-page booklet for this material, too — necessary as the model is a good one and needs some sample assembly programs to help you start. The claim is that once you have mastered Peeko, you are close to being able to program the Atom in machine code.

Atom Business turns out to be the same as the Phipps business cassette which we shall discuss later. This time, however, the review cassette was supplied with excellent 110-page *Atom Business* book which clarifies everything.

Bug-Byte of 98-100 The Albany, Old Hall Street, Liverpool 3, is a vigorous and very reputable supplier of software for the Atom and in particular, Sinclair micros. It also sells chips and tapes.

Its Atom cassettes are neatly packaged, but there is no documentation other than the pretty descriptions in the brochure. Instead, instructions are the first item on most of the cassettes.

Bug-Byte prices vary greatly, from £3 to £8 including VAT — but most of the cassettes contain only one program, albeit, usually, a good long one.

Disassembler occupies 4K and is the company's only non-game program at the moment. It works and has the usual features. However, I do not think that it is as good as the Acornsoft model, though it costs only £4. Breakout, again 4K, insisted on giving me a distorted display — perhaps on purpose to make the game harder? The nine difficulty levels do not seem to vary enormously, but at

(continued on next page)

(continued from previous page)

any level, the game is an attractive and reasonably sophisticated version of the standard: price, £4.

Fruit Machine — 8K, graphics 2K — is, says Bug-Byte, “just as entertaining as a real fruit machine, but far cheaper in the long run”. Maybe Acornsoft agrees — this, with Bug-Byte’s Invaders, has the hallmark “Acornsoft Approved”. At £4, it is certainly a brilliant, incredibly-fast model with lovely sound and graphics.

Golf, at 5K and £5 with floating-point arithmetic, could have done with higher level graphics. Even so, its random holes are attractive — and tough. You give your handicap, select a club and a shot to try to play on to the green and into the hole. All the hazards are there, I believe — though I tended to lose the ball embarrassingly often.

Invaders — 12K, 4K graphics, £8 — is the best excuse to expand your Atom. It is a superb version of the standard game, tough and fast with continuous score display. Players alternate turns in the two-player mode. It is brilliant, Acornsoft-approved and more costly than the Cambridge company’s version but it does have such good resolution.

After that, Lander — 12K and £5 — is a disappointment. It is a relatively sophisticated version of the original game — you have three ships to land on small patches of flat ground among mountain peaks. You control the rate of descent or ascent, even off screen, against a falling fuel supply whose level is continuously displayed, and you adjust your position to the left or right by delicate control. There are five modes of difficulty and the instructions are part of the program.

Pinball — 6K, graphics 2K £4.50 — is almost as inspired a model of the real thing as Fruit Machine. Modelling one of those old mechanical arcade games, it requires little input skill and you cannot Tilt. The sound is good; the graphics average.

Finally, from this stable, there is Star Trek — 12K and £5 — whose Captain Kirk battles the Klingons in an eight-by-eight galaxy. The separate instructions on the tape are complex, and need to be — there is data to star-load, too.

I cannot give full justice to the Phipps Associates of 3 Downs Avenue, Epsom, Surrey, Atom Business tape. Costing £7.50, it goes with a £6.95 book to which I did not have access at the time. I have seen several Phipps books in the past, and have been impressed. This particular one gives all the necessary documentation for the 11 short programs supplied. As it is, though I ran them, I often could not understand them — even by dry-running the listings.

Add-up gives the running total of input sums of, say, money. Inputs are very poorly mug-trapped, however, so stick to your calculator. Label sends data for labels of up to five lines to the printer. You can have up to 100 of each. WTMS is a metric/imperial measure converter, using non-standard symbols. DCF asks for inputs about house leasing and prints out something called PCH NPV and RENT NPV for different rates.


The Sales program has good messages and traps. It allows data handling from files for 52 weeks. Graph plots data from tape. Nom

forms accounts from data on tape. Budge should have been called Bug — it crashes on my copies and is to do with arrays. Do businessmen need to know about arrays?

EXS gives VAT data for input sums of money. You can not change VAT rate without going through the List, though. STD is not a telephone-bill calculator; it gives the mean and standard deviation of input data, plus or minus — but not 0, which is the End code.

QUE is the only one of these programs to use graphics. It does so delightfully, showing queue movement at up to five counters. I was particularly sorry not to have documentation here — this looks to be a powerful program as well as an enjoyable one.

Program Power of 5 Wensley Road, Leeds 7, is another company with a version of Invaders. Of the four cassettes reviewed, two



One of the manual's graphics programs.

are sophisticated games without documentation, one is a music maker, needs VIA and has no documentation, and the fourth is an ambitious, high-level graphics statistics program. That has reasonably good documentation, even if the second page closes with: “Perhaps the best instruction for a program of this complexity is to use it and see what happens”.

I was unable to load any of these programs into the Atom, despite two hours’ struggle. They are all machine code, which sounds good, but that may be part of the problem. Two of the cassettes, by the way, also carry instructions programs. They are recorded after the main material, which makes them even less helpful.

Astrobirds and Invader Force — both 5K and 6K graphics, £8.95 — are lengthy arcade-type games with sound effects and continuous score display. Astrobirds becomes more difficult as you progress; Invader Force has six difficulty levels. Histats — 5K and 6K, floating-point arithmetic, £7.95 — sounds very good value for users in a number of contexts. It loads data to and from tape and has 11 other options. These include a wide range of statistical calculations and graphical outputs.

Finally, Music Box — 5K and VIA, £8.95 — is another exciting-sounding piece of software. You can use the keyboard as a piano, or input notes with durations one by one into

memory for editing and saving. A seven-octave range and tempo change are offered.

Timedata, 57, Swallowdale, Basildon, Essex, publishes the deservedly popular *Magic books*, including the *Atom magic book*, £5.95, source of a number of the programs on the three review cassettes. The cassettes cost £5 each and contain four short but pleasant games. Instructions are in the programs; very brief notes are on a slip of paper in each cassette case.

Hammurabi *et al.* is a cassette of 3K and 1K programs. Hammurabi itself is the standard text-only version — difficult to enjoy, not least because the user has to perform, mentally, tough and unnecessary calculations. Othello is a beautifully-designed and executed version of the standard game. The computer plays better than in Acornsoft’s Reversi, but is not as fast; the screen display here is excellent.

Scramble is a rather poorly-displayed screen version of the old game where one shuffles the letters round the plastic square. There are 10 well-graded levels of difficulty, and the computer counts your moves. Hexpawn must be a make-weight. The traditional game is simple anyway — here the computer could not even play the only winning move. The Cupball and Pinball cassettes contain four 5K and 1K programs each.

Cupball is a clever version of find the pea, but would not be exciting for long. The Breakout on this tape is, however, very good — fast moving and sophisticated, giving a long skill-testing game with great sound effects. Then there is a pleasant Simon game called Simon2, to add to the confusion about the order and names of programs on the tape. 3D Maze is very clever. The maze itself is two-dimensional — up to 15 by 14 — but as you go through it, you see what lies ahead in three dimensions.

Pinball, the first program on the last cassette, is an Atom version of the American form of the game. It gives continuous score display and lets you waggle the flippers to try to keep the ball in play. Spacewar is far more addictive. It is a kind of *kamikaze* Invaders with super, low-level graphics and sound. Even the easiest of the 10 play levels is tough — this is a great game for the adrenal gland. The “end of the Universe as we know it” is most impressive.

Crash is a drive-along-the-road-hitting-these-blocks-but-missing-those kind of game. Only one level — and it is not an easy one, though the low-level graphics restrict excitement. Finally, there is Letters — I have seen the same game called Tank. You must drive inside a square at a speed of 1-10, hitting the displayed letters in order. Failure is hitting the wrong letter or the sides of the square. This is surprisingly addictive.

CONCLUSIONS

- My biggest problem was loading.
- Clearly, the software can be quite excellent, and with Christmas approaching, you have a rich choice at your disposal. In these circumstances, it is a good thing that the vast majority of the available software is for gaming — but I find

that a disappointing comment on home computing.

- With only a limited number of suppliers from which to choose, it is quite feasible to track developments in the whole field. Acornsoft, Bug-Byte and Timedata all supply excellent material. ■

ELECTRONIC GAMES

COLOUR CARTRIDGE T.V. GAME



SEMI-PROGRAMMABLE T.V. GAME
+ 4 Cartridges + Mains
Adaptor
Normal Price £73
NOW REDUCED TO: £39.50
inc. VAT

DATABASE T.V. GAME



FULLY PROGRAMMABLE
CARTRIDGE T.V. GAME
14 Cartridges available
Normal Price £87.86
NOW REDUCED TO: £59
inc. VAT

ATARI T.V. GAME



The most popular T.V. Game on the market with a range of over 40 cartridges including SPACE INVADERS with over 112 games on one cartridge.
£95.45
inc. VAT

SPACE INVADERS



Hand-held Invaders Games available **£19.95**
+ Invaders Cartridges available to fit
ATARI / RADOFIN / ACETRONIC / PHILIPS G7000
+ Cartridges also available for
MATTEL / TELENG / ROWTRON /
DATABASE / INTERTON

CHESS COMPUTERS



MANY UNITS
ARE COVERED BY
THE EXCLUSIVE
SILICA SHOP 2 YEAR GUARANTEE

We carry a range of over 15 different Chess computers:

Electronic Chess **£29.95**
Chess Traveller **£39.95**
Chess Challenger 7 **£79.00**
Sensory 8 **£119.00**
Sensory Voice **£259.00**

SPECIAL OFFERS:
VOICE CHESS CHALLENGER
Normal Price £245 NOW **£135.00**
SARGON 2.5 / BORIS 2.5
Normal Price £273.70 NOW **£199.95**
All prices include V.A.T.

TELETEXT



ADD-ON ADAPTOR £199

inc. VAT

THE RADOFIN TELETEXT ADD-ON ADAPTOR

Plug the adaptor into the aerial socket of your colour T.V. and receive the CEEFAX and ORACLE television information services.

THIS NEW MODEL INCORPORATES:

- Double height character facility
- True PAL Colour
- Meets latest BBC & IBA broadcast specifications
- Push button channel change
- Unnecessary to remove the unit to watch normal TV programmes
- Gold-plated circuit board for reliability
- New SUPERIMPOSE News Flash facility

SPEAK & SPELL



Normal Price £49.95
NOW REDUCED TO:

£39.50
inc. VAT

Teach your child to spell properly with this unique learning aid. Fully automatic features and scoring. Additional word modules available to extend the range of words.

ADDING MACHINE OLYMPIA HHP 1010



Normal Price £57.21
NOW REDUCED TO:

£34
inc. VAT

Uses ordinary paper!
No need to buy expensive thermal paper!
Fast add listing PRINTER-CALCULATOR 2 lines per second, 10 digit capacity.
Uses normal adding machine rolls. Battery or mains operated.
Size 9 1/4" x 4 1/4" x 2 1/4"
(Mains adaptor extra)

24 TUNE ELECTRONIC DOOR BELL




Normal Price £19.70
NOW REDUCED TO:

£12.70
inc. VAT

Plays 24 different tunes with separate speed control and volume control. Select the most appropriate tune for your visitor, with appropriate tunes for different times of the year!

MATTEL T.V. GAME



The most advanced TV game in the world 20 cartridges available. Add on KEYBOARD coming **£199.95**
inc. VAT
soon to convert the MATTEL to a home computer with 16K RAM, fully expandable and programmable in Microsoft Basic. Other accessories will be available later in the year.

HAND HELD GAMES EARTH INVADERS



These invaders are a breed of creature hitherto unknown to man. They cannot be killed by traditional methods — they must be buried. The battle is conducted in a maze where squads of aliens chase home troops. The only way of eliminating them is by digging holes and burying them.

£23.95
inc. VAT

HAND HELD GAMES GALAXY 1000

Galaxy 1000



The 2nd generation Galaxy Invader. The invaders have re-grouped and have a seemingly endless supply of spacecraft whilst the player's arsenal is limited to just 250 missiles to be launched from 3 missile stations. You have to prevent the invaders landing or from destroying your home defences.

£19.95
inc. VAT

THE OLYMPIA — POST OFFICE APPROVED TELEPHONE ANSWERING MACHINE WITH REMOTE CALL-IN BLEEPER

This telephone answering machine is manufactured by Olympia Business Machines, one of the largest Office Equipment manufacturers in the U.K. It is fully POST OFFICE APPROVED and will answer and record messages for 24 hours a day. With your remote call-in bleeper you can receive these messages by telephone wherever you are in the world. The remote call-in bleeper activates the Answer/Record Unit, which will at your command repeat messages, keep or erase them, and is activated from anywhere in the world, or on your return to your home or office. The machine can also be used for message referral, if you have an urgent appointment, but are expecting an important call, simply record the 'phone number' and location where you can be reached. With optional extra



bleepers (£13 each) this facility can be extended to colleagues and members of the family. Using a C90 standard cassette you can record as many as 45 messages. The announcement can be up to 16 seconds long and the incoming message up to 30 seconds long. The machine is easy to install and comes with full instructions. It is easily wired to your junction box with the spade connectors provided or alternatively a jack plug can be provided to plug into a jack socket. Most important, of course, is the fact that it is fully POST OFFICE APPROVED.

The price of £135 (inc. VAT) includes the machine, an extra-light remote call-in Bleeper, the microphone message tape, A.C mains adaptor. The unit is 9 1/4" x 6" x 2 1/4" and is fully guaranteed for 12 months. The telephone can be placed directly on the unit — no additional desk space is required.

£135
inc. VAT

PRESTEL VIEWDATA



The ACE TELCOM VDX1000 Prestel Viewdata adaptor simply plugs into the aerial socket of your television and enables you to receive the Prestel/Viewdata service in colour or black & white.

Features —

- Simplified controls for quick, easy operation.
- Special graphics feature for high resolution
- State-of-the-art microprocessor controller
- Standard remote telephone keypad with Prestel keys #
- Auto dialler incorporated for easy Prestel acquisition
- True PAL colour encoder using reliable IC — chroma filter and delay line incorporated for minimum picture interference, maximum fidelity
- Includes convenient TV — Prestel switchbox
- Easily connected to standard home or office telephone lines
- Fully Post Office approved

SPECIAL PRICE £228.85
inc. VAT

FOR FREE BROCHURES — TEL: 01-301 1111



For free illustrated brochure and reviews on our range of electronic games, please telephone 01-301 1111. Free delivery service available. To order by telephone please quote your name, address and ACCESS/BARCLAYCARD number and leave the rest to us. Post and packing Free of Charge. Express 48hr delivery service available.
• CALLERS WELCOME — Demonstrations daily at our Sidcup shop, open from 9am-6pm Monday-Saturday (Early Closing Thursday 1pm - Late Opening Friday 8pm)
• 2 YEAR GUARANTEE — All goods are covered by a full year's guarantee and many are further covered by our exclusive Silica Shop 2 year Guarantee
• MONEY BACK UNDERTAKING — If you are unsatisfied with your purchase and return it within 7 days we will give you a full refund.
• AFTER SALES SERVICE — Available on all machines out of guarantee.
• COMPETITIVE PRICES — We are never knowingly undersold.
• HELPFUL ADVICE — Available on the suitability of each machine.
• CREDIT FACILITIES — Full credit facilities available over 12, 24 or 36 months at competitive rates of interest.
• PART EXCHANGE SCHEME — available on second hand machines.
• CREDIT CARDS WELCOME — Access, Barclaycard, Diners Club, American Express.

SILICA SHOP LIMITED DEPT. YC11-81
1-4 The Mews, Hatherley Road, Sidcup, Kent DA14 4DX
Telephone: 01-301 1111 or 01-309 1111

SILICA SHOP

INTERVIEW

PAUL JOHNSTONE OF

A little to the north of the growing Cambridge grouping of high-technology companies, such as Sinclair Research and Acorn, another successful microcomputer firm has emerged: Ely-based Tangerine has gained a formidable reputation with its Microtan-65, and its £170 Tanel has already captured more than 70 percent of the Prestel-adaptor market. Duncan Scot talks to electronics expert Paul Johnstone, one of the company's founders.

THE MAN WITH the engineering and design skills behind Tangerine and with the original idea for the products and the company is Paul Johnstone. He went to school in Colchester and then moved to Bradford University where he took an honours degree in electronics and electrical engineering. He stayed on to do a PhD in high-speed analogue-to-digital converters.

"It was while I was there that microprocessors were really starting. The difficulty for an engineer in those days was that he would look at all the information he could find about a microprocessor and it was all software, software, software — instruction sets and things like that. One just could not grasp just how those instructions could replace a

handful of gates and a few flip-flops.

"We were told that a microprocessor could reduce a 100-chip design to about 20 chips. One looked at a microprocessor and it was just a chip with 40 pins on it and it had an instruction set. How did one make that do a logic function? That was why the manufacturers were producing evaluation boards.

"Some universities offer microprocessor courses now. I certainly had to struggle through the hard way but I'm glad I did. I think it has left me with a much deeper understanding of what the device is trying to do.

"We were all frightened by the fact that it was new technology. It was not new; it was a new application of an old technology. There is nothing new about computers; PDP-11s were running satellite-tracking stations. The microprocessor is simply an applications program.

"Microprocessors are now cheap enough for you to use them to do jobs which don't actually need microprocessors. Most of the time when people are using a microprocessor for a particular application, they are probably using only a few percent of its power — but that does not matter because it is the cheapest way.

After he left Bradford in 1977 Johnstone joined Cambridge Consultants, the first really high-technology electronics company in Cambridge: "The success rate for applicants to Cambridge Consultants in those days was about one percent. I went to them because they were specifically interested in what I was doing. I did all kinds of things while I was there — mainly working on Ministry of Defence contracts".

He started Tangerine with two friends in 1978, while he was still working for Cambridge Consultants:

"They were quite amenable to it. I had started another company while I was at Bradford, but that never really traded.

"I have always been interested in running my own business. I started the company with my two friends and brought out a VDU kit. It was a good product but it was a little expensive and a little too late.

"While that was happening, I designed the Microtan and worked on a few other projects. I realised that we needed a real company as opposed to a part-time one. We needed professional management, we needed a

'The BBC should have chosen the ZX-81'


good deal of money. I was really looking around for someone to create a more professional basis".

He then met Barry Muncaster, who was also working at Cambridge Consultants and who became a partner in a re-formed Tangerine: "My two partners went their own way and Barry and I found some financial backing from a large private company. They did not want to take over the old Tangerine but they wanted the name. So we re-started the company, on October 1, 1979, and we bought the name Tangerine".

Under this arrangement Johnstone and Muncaster did not hold a majority shareholding in the company. A year later, in October 1980, they organised a management buy-out with the ICFC to regain control. The ICFC specialises in management buy-outs and is owned jointly by the five main clearing banks and the Bank of England.

"The company is now run by Barry and myself. We have the majority shareholding; we have equal shares and are the only two directors. We are very fortunate. The reason why the partnership works so well is that we each fall naturally into the two distinct areas needed in the company: Barry is the businessman and I am the technical man.

"It was obvious that there was a hobbyist market for the Microtan and it was obvious that people in univer-



TANGERINE

sities and engineering establishments wanted to buy that kind of machine. We did not, however, anticipate the level of business we would do. Everyone hears about how long they have to wait for their products. I would say that we are not as bad as everyone else in supplying the goods, but we are certainly not crystal clean.

"We have only just started to promote the Microtan. We have been chasing demand as hard as we can to try and keep level with it. In our first year, we turned over more than double we thought we would.


"Microtan users become very enthusiastic about the system. Certainly, the engineers to whom we sell the machine in universities and companies like it very much because it has been designed by an engineer, not by a programmer. It shows from the reaction we obtain from the OEMs and the engineers — they like the way it has been put together.

"We always planned a Modem and a colour VDU card for the Microtan. What happened with Tantel — the Prestel adaptor — is that someone we knew, who was involved with Prestel, suggested that we should build an adaptor rather than make the add-ons for the Microtan. I worked on some designs and reckoned we could build a low-cost adaptor.

"From the day we decided to manufacture Tantel, it took just seven weeks to produce a circuit diagram and a circuit-board lay-out, to finalise mechanical engineering aspects, to write the software and to win Post Office approval. We had already conceived the product and knew roughly the approach we were to take.

"Looking towards the future of Tangerine, we are designing a new computer called the Tiger. This may or may not be a Tangerine product. We might be splitting the company up into viewdata products and computer products. The Tiger would probably go under the viewdata products' side — that is where its future lies. It is a very powerful computer — it is not going to be cheap.

"Sinclair Research is doing a tremendous job with the ZX-81. It has been nothing but good news for us. If it keeps the Japanese at bay, it's doing us all a service. Sinclair is certainly doing the marketing for us. The ZX-81 is awakening public interest in microcomputers. Some people do not want to buy a ZX-81 and they want to spend more than £70. Acorn benefits from it, we benefit from it and I am sure Nascom



benefits from it — it's good news all round.

"Barry Muncaster and I are on the side of Sinclair in respect of the BBC project. The BBC should have chosen the ZX-81. The series is a good idea, but the approach is wrong. The BBC should have planned a first series on the ZX-81 and if it was a success and people wanted to move into larger systems, it should then have planned another series.

"The BBC approached us and described the kind of computer the series required. The organisers of the programme were not convinced we could do it on time, which was fair enough. We said to them that there was no way that we were going to make 12,000 computers to sit on the shelves for January based on their predictions of the market.

"Besides, we knew that companies such as Commodore would push very hard for the BBC microcomputer business. I would rather not compete with companies like Commodore, especially as the BBC has quite openly handed out the specifications of the BBC microcomputer to anyone who might want them. We could make one now. We know precisely how Acorn is doing it.

"I think it is a disaster that the BBC is going for its own Basic. There is already a standard in Microsoft. Why try and create another? Microsoft has too strong a foothold now. I think it is going to frustrate people in the future.

"We are also very disappointed in the way the Post Office has promoted Prestel. It spends an absolute fortune on telling people how wonderful Prestel is and how wonderful the Post Office is for having invented it, but the campaign does not actually say you need it, go out and buy it. About £6million was spent on one promotional campaign not so long ago".

"What the Post Office must do is increase public awareness of Prestel. Before we entered the scene, the en-

**'The Tiger is
a very
powerful
computer'**

tire industry had spent £48million and produced 7,000 registrations. Goodness knows what they spent it on. Little old Tangerine has sold 5,000 adaptors since then. We are doing more for Prestel than anyone else.

"What the Post Office will not do is help the companies, apart from the set makers, who are actually doing the work. What we suggested, and it was laughed out of court, was that if the Post Office is to spend £6million on trying to increase public aware-

ness, do not spend it all on television advertisements. The Post Office should have put an order on us for 10,000 units. We would have supplied them for a good price. What it then should have done is spend £5million on television advertising, saying that there are 10,000 adaptors to be given away free in a competition.

"You would go along to your local Post Office and ask for an application form with a series of questions on it. The first 10,000 correctly-completed forms would win a free adaptor. To win the adaptor you would have to go and find out about Prestel because the questions would be organised like that. That way you promote public awareness.


"Obviously more than 10,000 people would have applied for it, and found out all about Prestel. The registrations would have gone up 10,000 units. The Post Office would have earned the extra revenue on it — there would have been no problems on its part. We would have distributed the application forms, we would have distributed the product. We would have had to take on extra staff and they would pay income tax and we would pay corporation tax.

"The Government still has to learn how to deal with micros. The Department of Education should not be spending their £9million on stupid research grants. It ought to go buy £9million's worth of products and give them away. Just think of the mental power of the people who would be involved in using those products if they were to have them in schools.

"You can spend £9million in no time at all on expensive executives talking about fancy schemes. If you buy £9million's worth of products and ship it into schools, the science and mathematics teachers will be working night and day on it and that's where the value is. It would also be £9million's worth of business for the U.K. computer companies.

"There are science teachers in school who want to do more than buy an Apple or a Pet and program it. There are science teachers who want pupils to understand what a microprocessor is and how you can use it to solve problems. The future of the manufacturing industry of this country lies not in sitting down and writing programs for a Pet in Basic. The future lies in people understanding microcomputers and microprocessors and designing them into commercial products".

A LITTLE MICRO MUSIC



Whatever machine you own, Bill Bennett explains how you can coax it into producing melodious sound. He examines noteworthy machines at the top and bottom of the music-making scale, and offers some practical programming advice on how to compose musical routines.

THE NEW GENERATION of home computers, designed more for the consumer than the serious user, offers a wide range of entertaining possibilities. Most people will have played or seen a computer game of one type or another, either in the local pub upsetting the locals every time an alien finds its victim, or at home. Expensive arcade games offer a limited sound facility and so do most home computers these days.

As far as home computing is concerned, music generation has always been a neglected field. That is a shame because consumer-orientated microcomputers and music are made for each other. There are two major ways and a whole host of minor ones in which microcomputers and music may be married.

The most obvious and the original way of combining them is to use a computer to control a synthesiser. Early synthesisers worked by analogue signals—as opposed to the digital signals that computers use. These analogue signals mirrored the sound-wave form in an electronic pattern.

Instead of a keyboard, a computer and a digital-to-analogue converter can provide the input. Though originally this arrangement was unsophisticated—using the computer as no more than a sequencer—later developments along these lines produced some very interesting results.

Although the microcomputer is an ideal tool in a control system—and the results obtained by complex sequences were often very good—

A drumbeat-simulation program.

```
10 REM metronome program
11 REM this program simulates a drumbeat
20 DIM L(2), NN(2), P(-1)
30 C=#B002
40 [
50 :NNO LDY #B1
60 :NN1 LDA L ; STA C
70 AND #4B ; ADC #3B
80 ASL A ; ASL A
90 ROL L+2 ; ROL L+1 ; ROL L
95 DEY
100 BNE NN1
105 RTS
108 ]
110 INPUT " length of beat "B," length of pause ",p
120 FOR I = 1 TO 1000
130 ?#B1 = 100000 # B
140 LINK NNO
150 FOR J = 1 TO 600
160 NEXT J
170 LINK NNO
180 FOR J = 1 TO 1000#P
190 NEXT J
200 NEXT I
210 END
```

to be able to make the most of such a set-up, a good synthesiser was required. Synthesisers were in those days extremely expensive. What is more, the arrangement failed to take advantage of one of the most obvious features of microcomputers: like synthesisers, micros have electronic signals which can be output via a loudspeaker to create sound.

To prove to yourself just how easy it is to create sound on a micro, find a program cassette. Try playing the program cassette through a stereo system—be warned, though, keep the volume low as the sound is awful. The sound you hear is not exactly *The Planets* but it is sound and that is a start.

The cacophony you just created would be enough to discourage most computer users, but fear not, most of the popular home micros have the means to provide far more civilised forms of music. Some popular home machines have circuitry of varying degrees of sophistication which enable the user to create micro music.

At the simple end of the spectrum, there is the Acorn Atom which has a speaker connected to an output port and a simple resistive network. On the other hand, the Vic-20 has a special chip for music generation. Whatever machine you possess, there is some way of coaxing music out of it. Most machines and techniques are covered here.

At the top end of the market, there are some remarkable instruments available. The dream machine of any computer musician must surely be the Fairlight CMI. This instrument is capable of creating just about every sound

possible and has been used to stunning effect on some top records. Remember the smashing of plates in *Babushka* by Kate Bush? Each one was in tune with the rest of the music. On this instrument, a wave-form can be created and then played back at any frequency, corresponding to any note on a normal piano keyboard.

Lower down the performance scale is a synthesiser which can be attached directly to the Apple. The Casheab music synthesiser is the device in question and it features 32 voices with 16 wave-forms. There is 1K of 12-bit samples per wave-form and 255 amplitudes. The synthesiser sells in the States for around the \$1,000 mark.

Next on the list, descending from the lofty heights of the Fairlight is the Alf Apple music synthesiser which is available in two forms. One costs £114, and the other slightly less. Again, the synthesis is of relatively high sophistication — this time with nine voices per board, and some driving software which includes high-resolution graphics. The parameters of the program can be changed during the performance of a tune; editing is enabled by the use of the joysticks.

If these synthesisers are beyond your budget, it does not mean you cannot join in the fun. There are many ways to enable home computers to generate music. We shall cover methods for the more common machines. If your machine is not listed, a careful study of the techniques used for other machines will give you some ideas how to start.

One of the more exciting features of the new Commodore Vic-20 computer is its music-making ability. The music generated by the Vic is output via the loudspeaker on the television. If the television has an earphone socket, music can be recorded directly on to tape and can be played back through a stereo system.

The Vic's music capability is provided by a special chip, the video interface chip which gives the Vic its name. The Vic has four separate voices which are individually controlled by Poking a value which corresponds to a frequency into the location of the respective voice.

The voices can be categorised as alto, tenor, soprano and noise. By combining the first three voices, three-part harmonies can be created. The noise voice can provide white noise in a number of different ways, the most useful of which is as a cymbal for rhythmic effects.

The volume control can be used only to control the overall volume, not the volumes of the individual voices. Unfortunately this is a limitation, but only a minor source of irritation. When one voice is used, envelopes can be generated to control the volume. There are 15 different volumes which can be used. With a

Words used in computer music.

■ **Envelope** The envelope of a sound affects its loudness at different points in time. For example, a piano has an envelope which starts with a quick attack, followed by immediate decay.

■ **Analogue** As in analogue signals — continually variable signals. As opposed to digital signals which can be either high or low, analogue signals can sit anywhere between.

■ **VCO** Voltage-controlled oscillator — a device which produces an oscillation at a frequency proportional to the input voltage.

■ **Tempo** The speed at which music is played.

■ **Voice** One voice is one possible sound which can be output from an instrument at any moment. Usually, the number of voices in an electronic instrument corresponds directly to the number of oscillators used.

■ **Vibrato** An effect where the volume of a note is varied at a slow rate to produce a warbling sound.

cleverly-written program, such effects as *vibrato* — both soft and hard — are easily achieved.

If you appreciate the more avant-garde forms of music, an unusual experiment is to link the random-number generator to the sound generator to produce some interesting music. Those computer users who are little more old-fashioned in their tastes will find that the Vic is good at playing baroque music. The Vic's music facility is the feature of this computer which makes it worth buying.

The Acorn Atom is one of the more popular and established home computers. Like so many of the genre, it has the basic ingredients for creating sound and hence music. If the VIA — versatile interface adaptor — is added to the Atom, an eight-bit output can be converted by digital-to-analogue techniques into a signal to control a VCO or a voltage controlled oscillator. The Atom has two such output registers which place 16 bits at your disposal. The possible combinations, with various oscillators and envelope generators are numerous.

The Acorn Atom also has a built-in loud-

speaker which is located on an output port at location B002- hexadecimal. The speaker has only one-bit resolution — that is, it has only two possible states, on or off. This is limiting as it provides no flexibility of volume, but a limited amount of music-making is possible with it. The main disadvantage, is that the speaker is located within the main body of the computer and it is quiet.

In the Acorn Atom manual there is sufficient information to help the user start making music. The main technique involves exclusive-Oring the address with a number which has a one bit in the same position as the speaker.

The glorious thing about this computer and the speaker is that programs of increasing complexity are relatively easy to create. The best method is to establish a series of building blocks or subroutines to provide certain noises. *Arpeggios*, for example, are all easily added by software and before you know where you are, that tiny speaker is playing reasonable tunes.


Another feature of the Atom is the high-resolution graphics — ideal for creating a visual display to go with your symphonies. One possibility is to display the music currently being played on the screen; another is to provide a crude sound and light show. The effect can be sensational on an Atom with colour video.

The proposed BBC computer will be from the same stable as the excellent Atom and its specification is enough to delight most. Undoubtedly, the computer musician will profit enormously from such a machine. The analogue-to-digital interface is one of the useful features, the built-in loudspeaker and sound generator another.


Together, these two open many possibilities, but no more than, say, the Vic. The voice-synthesis facilities may be of use; slight tinkering with the circuit and judicious filtering of the output may lead to some interesting results.

Perhaps the feature which will be of real importance to the musician is the possibility of adding a 16-bit processor. 16 bits offer many more

(continued on page 29)



The Casio VL-1 keyboard instrument and, below, the computer musician's dream machine, the Fairlight CMI.



BIG EARS

**SPEECH
INPUT
FOR
YOUR
COMPUTER!**



BIG EARS opens the door to direct man-machine communication. The system comprises analogue frequency separation filters, preamps and signal conversion, together with a quality microphone and extensive software.

Words, in any language, are stored as "voice-prints" by simply repeating them a few times in "learn" mode. Using keyword selection techniques, large vocabularies can be constructed.

Use **BIG EARS** as a front end for any application: data enquiry, robot control, starwars — the possibilities are unlimited...

BUILT, TESTED & GUARANTEED ONLY £49!

PRICE INCLUDES POSTAGE & PACKING PLEASE ADD VAT AT 15%
PLEASE STATE COMPUTER: UK101, SUPERBOARD, NASCOM2, ZX80/81, PET, TRS80, ETC.

COLOUR MODULATOR
RGB in, PAL/UHF out

KIT £12
BUILT £18

Please add VAT at 15% to all prices
Barclay/Access orders accepted on telephone

**WILLIAM
STUART
SYSTEMS Ltd**

Dower House, Billericay Road,
Herongate, Brentwood,
Essex CM13 3SD.
Telephone: Brentwood (0277) 810244



WILTSHIRE

SPECIAL OPENING OFFER

* **LOWEST PRICE** * **SHARP MZ-80K**
20K Machine only **£365.00 + VAT**
Also in stock — **VIDEO GENE** at **£299.00 + VAT**
VIDEO GENE II at **£325.00 + VAT**
D.A.I. Colour Computer — 48K + Stereo Sound only
£595.00 + VAT

Software — Books — Service

Orders accepted by telephone using Access or
Barclaycard. Postage £9.00.
Credit terms are available.

VISIT


The Friendly Computer Shop

everyman Computers

14 EDWARD STREET, WESTBURY, WILTS.

Tel: (0373) 864644 Home Tel: 823764

Late opening nights Mon. & Fri. till 8.00 p.m.
Open all day Saturday



AVAILABLE NOW

HINTS & TIPS for the ZX81 **£4.25**
by Andrew Hewson

* 80 pages explaining clearly how to squeeze a computing quart out of a Sinclair pint pot.
* Saving Space — vital reading for all ZX81 owners.
* Understanding the Display File — using the display file as memory, clearing a part of the display, using tokens in PRINT statements.
* Converting ZX80 programs — explaining simply but comprehensively how to convert the hundreds of published ZX80 programs.
* Chaining Programs — revealing techniques for passing data between programs, calling subroutines from cassette and establishing data files.
* Machine Code Programs — all you want to know about Z80 machine language. Explaining how to write, load, edit and save machine code and how to debug your routines.
Routines and programs are scattered liberally throughout the text and the final chapter consists of twelve useful, interesting and entertaining programs such as LINE RENUMBER, BOUNCER, SHOOT, STATISTICS etc.

Cassettes for 16K ZX81

SPACE INTRUDERS — fight the marauding alien as you battle to save the Earth. All the dynamic parts of this program are written in machine code for super fast fun.....**£6.50**
PROGRAMMERS TOOLKIT — line renumber including GOSUBs and GOTOs, Hexadecimal Loader/Printer, Find, Edit and Replace BASIC program strings.....**£8.50**

Cassettes for 1K ZX81

* MINI SPACE INTRUDERS * — now available for 1K machine.....**£5.95**
STATISTICS — Mean, standard deviation, regression, trend analysis, chi squared test, graph plot.....**£3.75**
Z80 Op Codes — this handy ready reckoner lists all 600 plus, Z80 machine codes in decimal and hexadecimal with their mnemonics. Each code is succinctly explained and cross referenced. Complete with protective transparent wallet.....**£2.00**

BLANK C12 CASSETTES 5 for £2.75, 25 for £13.25

Send SAE for full catalogue

Cheque with order or quote Access number to:

HEWSON CONSULTANTS, 7 GRAHAME CLOSE, BLEWBURY,
OXON OX11 9QE. TEL: (0235) 850075

New Atom Software

SOFTSCREEN (12K RAM) only £11.40 incl.

New VDU driver routines for the ACORN ATOM. For the first time ATOM owners can have facilities of the B.B.C. MICRO on their computer, e.g. definable character sets and scrolling text window and 40 characters per line. Other features include:

- COMPATIBLE WITH B.B.C. CONTROL CODES
- 40 x 24 TEXT (same format as PET)
- UPPER AND LOWER CASE AND INVERSE TEXT AND GRAPHICS
- DEFINABLE TEXT WINDOW AREA
- EXPANDED AND NORMAL TEXT DENSITIES etc. etc.

INVADERS (12K RAM) only £7.50 incl.

Without doubt the best 'Invaders'. More features than any other including six skill levels and high scores, 'walking' invaders, sound effects, definable invader shapes, free from video noise. A very fast game. Ask for more details.

ALARM CLOCK AND SOUND EFFECTS
only £4.95 incl. for the two

Clock keeps accurate time even while other programs are running.

Sound effects without stopping other programs. Both programs need 6522 VIA (also available for £7.00). Ask for details.

WANTED: Good quality software for the B.B.C./Proton and Acorn Atom. We pay 20% royalties. Further details on request.

MAIL ORDER ONLY

**COMPUTER
CONCEPTS**

16 WAYSIDE
CHIPPERFIELD
HERTS. WD4 9JJ
Tel: (09277) 62955

(continued from page 27)

combinations than eight bits, in fact 64,000 as opposed to 256.

A machine which offers the computer musician both software and hardware for computer music is the Sharp MZ-80K — albeit only in a primitive form. The Sharp has a single loudspeaker located within the main body of the machine, and there is also a volume-control potentiometer inside the chassis.

Music played on the Sharp always sounds slightly baroque, and often funny. The software for creating such music is disarmingly simple, but do not let it fool you — some very complex musical pieces can be played on the MZ-80K.

The speed at which the music plays is governed by the command Tempo. It takes the form Tempo X where X is an integer between one and seven. If X is omitted, the Tempo command will default to 4, which is the medium speed. Tempo 1 is the slowest and may be described as *lento*; seven is the fastest and can be described as *molto allegro* or *presto*.

Music itself is programmed as a string which contains a tune comprising letters, numbers and graphic symbols. A note is indicated by its corresponding letter. For example, the note C is entered in the music string as C. To rise or drop an octave a graphic symbol is used: the computer uses three octaves. To play a sharp, the hash symbol—which resembles the sharp symbol anyway—is used.

The duration of individual notes is governed by numbers, as in the diagram, and a rest is designated by the letter R. When no duration is assigned, the Sharp will default to duration 5 — the quarter beat. To write a tune in this format is not hard but requires some thought. After a number is read into the string, all subsequent notes will be given the same duration until another number is encountered.

Because of the large amount of memory available on the MZ-80K and its music software, creations of considerable complexity can be written with comparative ease.

The Texas Instruments TI-99/4 home computer, like the Sharp MZ-80K, has both hardware and software for the creation of computer music. Like the Vic, the 99/4 can operate three musical voices and one noise at any one moment. The major difference between the two is the software-handling routine integral to the 99/4's Basic.

The extra software is in the form of a sub-program, which can be called from a Basic program written by the user. The command takes the format

```
CALL SOUND (d,f1,v1,f2,f3,v3,f4,v4).
```

The first parameter, "d", specified in the call statement is the duration of the note. Next is "f", the frequency, and finally "v", the volume. The rest of the parameters are the other voices which may be used or omitted in any sub-program call.

The unit of the duration is 1ms. Thus, if "d" has the value one, the tone will last for 1ms. The maximum possible duration is about 4.25 seconds. If a negative sound duration is given, the computer will interrupt the present tone with the new one. It can do this because program execution continues while the sound is being played.

The frequency is specified directly in hertz between the limits of 100Hz and 44,733Hz — which is beyond your hearing but liable to set a

dog yapping. If, for example, you wish to output the note middle C, the frequency parameter would take the value 262. A negative frequency between -1 and -8 will create a noise sound, a function useful for percussive effects.

An add-on device can be bought for the 99/4 which enables the musician to enter music from a keyboard directly to the computer — or in its other mode, by writing it in the traditional

```
10 CLEAR 4
20 A=1 ; GOSUB a
21 GOSUB b
30 A=8 ; GOSUB a
31 GOSUB b
40 A=24 ; GOSUB a
41 GOSUB b
50 A=24 ; GOSUB a
51 GOSUB b
100 REM main program segment
790 END
800a FOR I = A TO A+4
810 PLOT 12,5,(180-I*5)
820 PLOT 5,251,(180-I*5)
830 NEXT
840 RETURN
850b Q=(180-A*5)
851 PLOT 12,5,(Q-18)
852 PLOT 5,7,(Q-23)
853 PLOT 5,9,(Q-18)
854 PLOT 5,9,(Q+4)
855 PLOT 5,11,(Q+2)
856 PLOT 5,12,(Q-3)
857 PLOT 5,6,(Q-7)
858 PLOT 5,5,(Q-10)
859 PLOT 5,6,(Q-14)
860 PLOT 5,7,(Q-17)
861 PLOT 5,13,(Q-14)
862 PLOT 5,12,(Q-9)
863 PLOT 5,8,(Q-11)
890 RETURN
900 END

1000 REM note drawing subroutine
1010 PLOT 12,R,(P+16)
1020 PLOT 5,R,P
1030 PLOT 5,(R-3),(P-1)
1040 PLOT 5,(R-4),(P-2)
1050 RETURN
```

This program contains all the necessary ingredients for creating a musical display on the Acorn Atom computer. Here are the bare bones. The program to generate the notes on the screen will have to be written by the computer user. To help, a subroutine has been added at line 1000 which will draw a note at a location defined by p and r.

format on the screen. For the moment, this device is available only in the U.S.

The DAI personal computer is an ideal choice for the budding computer musician. Although the machine is not cheap at £595 plus VAT, it has some really very attractive features. If the Vic is called the Volkscomputer then the DAI is the Rolls Royce. The graphics of the DAI are featured on the front cover of this month's *Your Computer* and they are very smart indeed.

The music-generation facilities are also what you would expect of this top micro. Four voices are on-board, and they can be output either via the TV sound channel or the stereo DIN plug on the rear of the computer.

The commands to create music are Noise a,b which deals with the noise generator where "a" is the envelope used which is defined by the Envelope command and "b" the volume. Unsurprisingly Sound is the command which creates exactly what it suggests. There are parameters which specify which envelope is being used, the

frequency, the channel through which the sound will be output, the volume and the tone of the sound. The Envelope command is a particularly good one — it allows the operator to specify exactly the shape of the sound envelope to be used on each channel.

There is another command, Talk, which generates weird and wonderful sound effects. A rumour was circulating that the function actually created speech, but DAI says it gave the command that name for want of a better one.

The ZX-80—and the ZX-81—are the most popular computers in the U.K. Unfortunately, as far as creating computer music is concerned, the Sinclair micros are not very good. Nevertheless, the ZX computer musician should not despair — there are ways of coaxing that machine to sing.

The most obvious way to create music on a ZX computer is by outputting a signal via the jack socket—which is usually used for loading programs. The output music can be recorded on to tape and played back later or it can be output directly to a loudspeaker for amplification.

Two other techniques are also available: one is to play the sound through the TV loudspeaker—but this is rarely very successful; the other is to cause high-frequency switching which can be received on a transistor radio placed near to the computer and tuned to a suitable waveband. In one application of the second technique, the pitch of the output note can be altered by tuning the radio.

The UK101 microcomputer from Compshop was one of the biggest-selling hobby computers before the latest wave of consumer machines. These two distinct types of home computers should not be confused. The hobby computer — i.e., the UK101—is usually bought by an electronics hobbyist who often will construct the machines himself. The consumer computers are generally bought by people who have little previous computing experience, who are not too interested about what is going on inside their machine, and who just want to concentrate on programming.

This, then, should explain why the UK101 does not have any facilities built-in for the creation of computer music: a hobbyist is expected to develop this kind of feature off his own bat. That does not mean that there are no computer-music facilities available for the machine, it is just that they must be bought as optional extras.

Crude computer music is possible on an unmodified UK101—or Superboard for that matter—by using the tape output port, but this is very limited because of the 300baud tape-transfer rate. In other words, digits cannot be sent at a speed faster than 3.3ms., or the pitch of an output note must be lower than 300Hz.

The add-on music board for the UK101/Superboard is reasonably sophisticated, and can be bought from certain computer or electronic component suppliers.

So, by plugging in your computer and fiddling around, you too can be there with Kraftwerk, Tangerine Dream, Visage *et al.* If you do not have a computer, or you just like gimmicks, you could do worse than purchasing a Casio VL-1 — not really music on a micro, more like music on a calculator. The VL-1 seems to fall between the two stools of the excellent Casio range of pocket calculators and the highly-praised range of keyboard instruments. ■

ART

CRAFTY DESIGNS ON

If you mention computer art to the average hobbyist, you will probably meet with blank incomprehension. Yet for a growing number of users, computers are a valid creative medium. Christopher Histed examines the fundamentals of this infant art form.

THE COMPUTER can readily be used as a creative tool. You can construct and view drawings on the screen or produce them as hard copy on paper. Music generation can be achieved by most hobbyists on their home computers with some machine code; most micros can easily be made to play tunes of varying complexities.

All that is needed to make music is a computer, and some form of output port to which an amplifier and loudspeaker can be attached. From there, the only constraints are musical talent — if you write your own tunes — or finding the energy for a trip to the local library to choose music to load into the computer.

There are three main types of output for creating drawings with the computer:

- Some type of display, either alpha-numeric or in some graphics dot-type style on the terminal or monitor. This form is, of course, a static and regeneratable form of picture-making which cannot really be captured as hard copy other than by photographic methods.
- Hard-copy output from a normal alpha-numeric printer or from a graphics printer which then can be used to print the picture in dots. This method of producing pictures is nearly permanent, and allows the pictures to exist independently of the computer system. It can give rise to one-off pictures, which means only one output — the program that generated the picture is destroyed.
- A second form of hard copy can be obtained from graphics plotters that have a fixed piece of paper which some kind of pen or marking device is moved. This can be used only for line drawings, as it cannot properly fill in areas of colour, tone or produce dots.
- This kind of plotter cannot plot dots to create shading effects without considerable problems. However, the graphics plotter is a very useful piece of equipment and is one I have used extensively in the creation of assorted pictures and drawings.

Using the first method, your screen display need not be of the high-resolution quality of the Apple or the Atom, but may be of only, say, 16 lines by 32 characters. Even on this format, pictures are easily created — although of not such excellent resolution as 300 by 200 dots on a monitor.

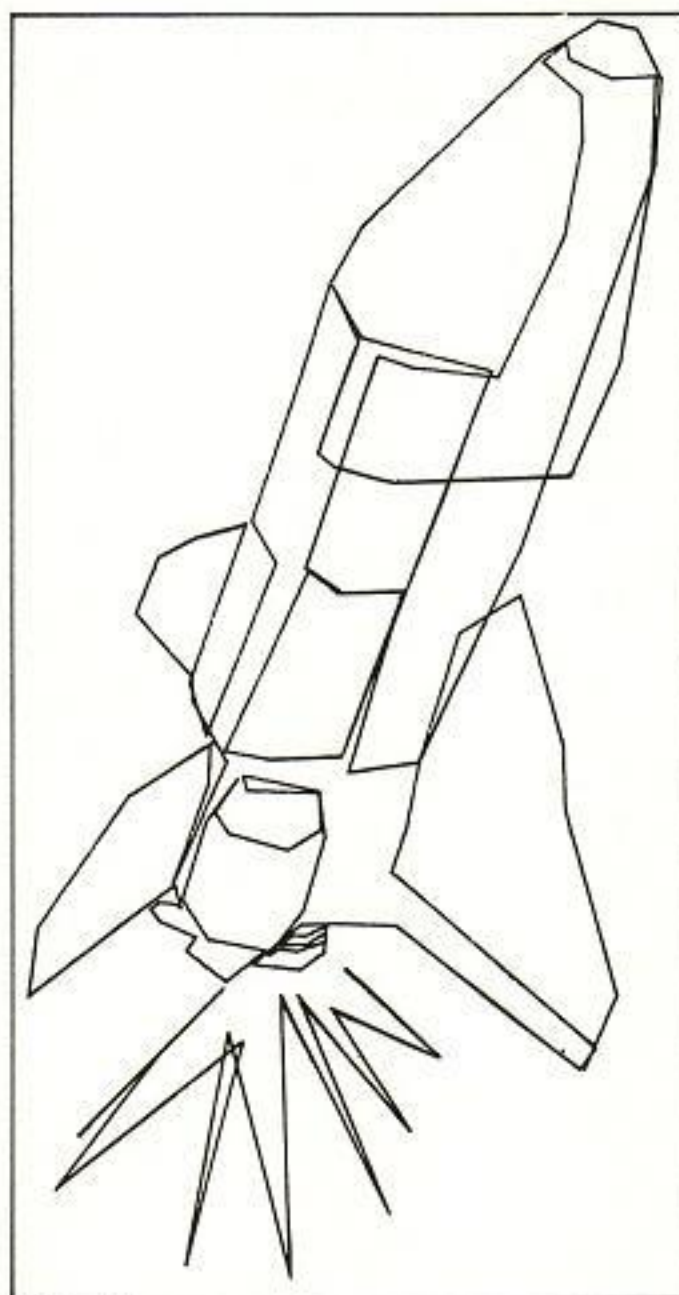


Figure 2.




Figure 4.


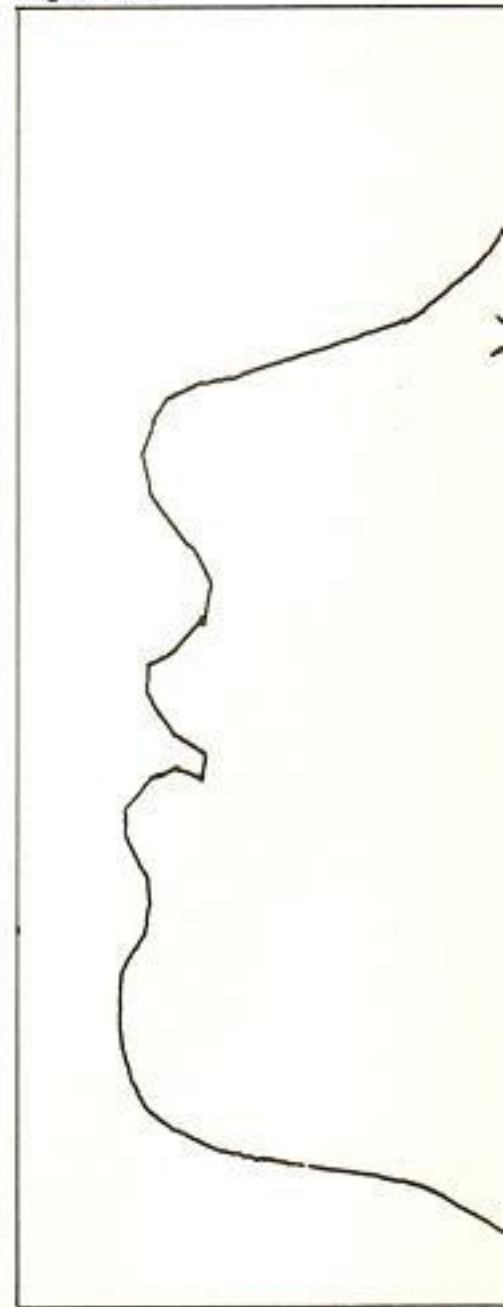
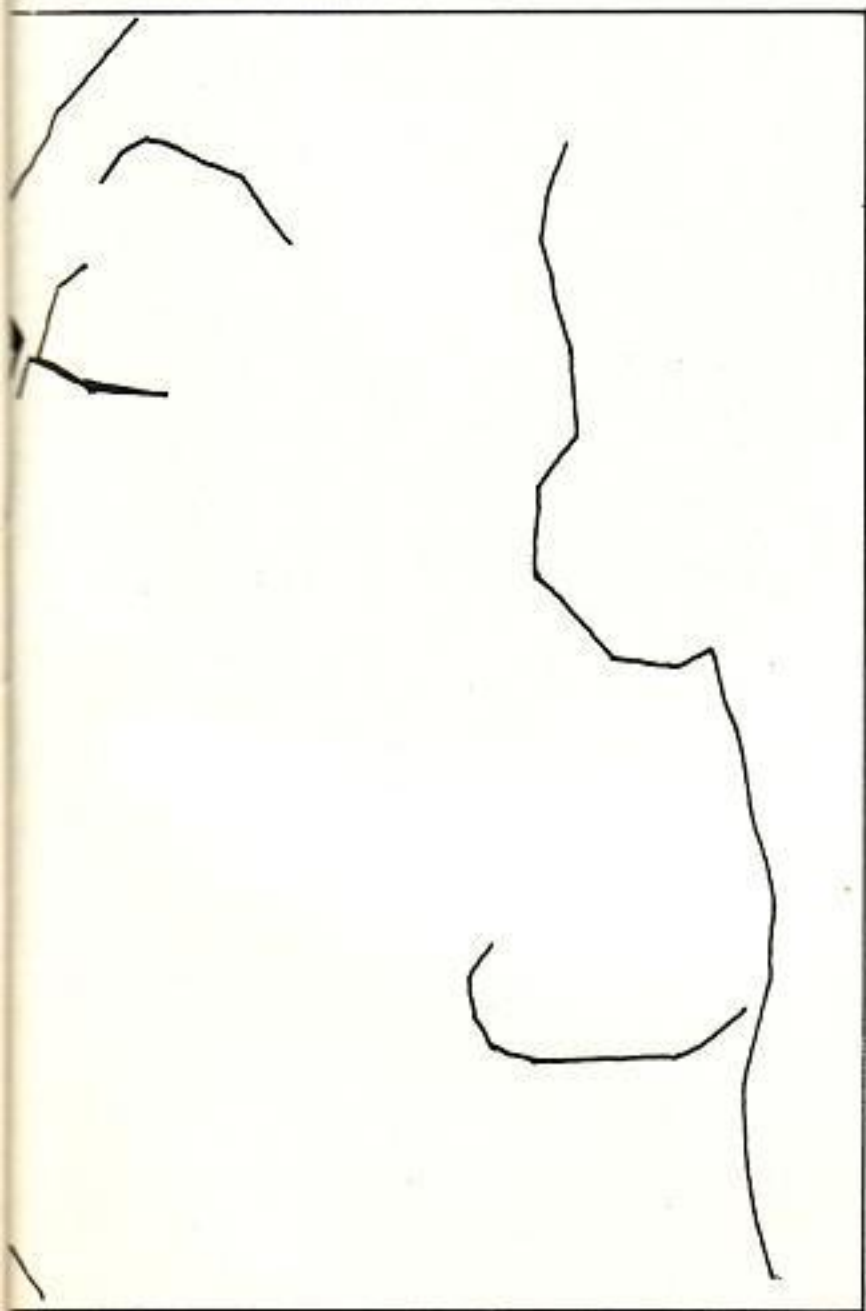



Figure 5.

Figure 3.



A COMPUTER



For this type of computer you need a program which will clear the screen, and will, by some means, cover as much of the screen as you choose with characters of your choice. It should then be able to save the screen data on to some kind of file — either tape or disc.

That is easy if you configure a string variable to be the size of your screen, and then input characters to it. For example, on the Atom, with a screen format of 16 by 32, you would need to be able to store a string variable of length 512 bytes on to tape, and then to load one from tape and print it on the screen.

Even with this format of screen, you can make surprisingly good representations of objects — although you may have to stand several yards away to appreciate them fully.

Using a high-resolution screen such as the Apple or Atom, the idea is similar but you require far more memory. You cannot really store the data as a string, and so must use a section of memory which can be transferred to and from disc or tape when you want to save or view a picture. With this kind of screen, you can obtain some very impressive pictures.

An example program for making this kind of picture for the Acorn Atom in clear 3 mode is:

```
10 clear 3
20 for x=0 to 128; movex,0; plot 6, 64, 97
30 move x, 192; plot 6, 64, 97; next
40 for x=0 to 192; move 0,x; plot 6, 64, 97
50 move 128,x; plot 6, 64, 97; next
60 end
ready.
```

Graphics plotters and printers are by far the most useful pieces of equipment available to the computer artist. Once the picture has been generated on the screen in high-resolution graphics, you can perform a screen dump of the screen memory on to a graphics printer which will transfer the picture on to paper.

Unfortunately, graphics printers cost £300 upwards. If you cannot afford one do not despair: wherever you live there must be at least one computer club in the vicinity. Once you have joined one you will meet other members with the same interests as yourself. You can pool your resources to buy a printer or perhaps someone at the club already has a printer or plotter.

If you cannot find a way to dump your screen on to paper, you can always photograph your monitor screen and then produce prints of it from the negative. Since the most popular amateur photographers' camera uses 35mm. film, I will explain what you need to do to obtain good-sized prints from your screen. The film should be preferably 400 ASA black and white, such as Ilford HP-5.

Assuming you are using the 35mm. camera with its standard 50mm. focal-length lens, you

will be able to fill the view-finder with the screen of a 12in. monitor or TV from a distance of about 0.5m. away. There will be no problems if you use another lens, you must select a distance to frame the screen.

You will need a tripod or some firm support to keep the camera steady. An exposure meter is handy, and if set to 400 ASA or the relevant film speed, there is no need for exposure compensation with the screen. Since the screen is normally refreshed every 25th of a second with a TV, you cannot use a shutter speed greater than 1/15th of a second.

Next you will need to darken the room, so that the only light reaching the film is from the monitor screen. If you have a meter, take a reading of the correct exposure from the screen, and take the photograph. If you have no meter, an exposure of 1/15th of a second at F3.5 will probably suffice.

Do not take just one photograph — take at least four and ideally six. Have a contact sheet made from the film. This is a large, 10in.-by-

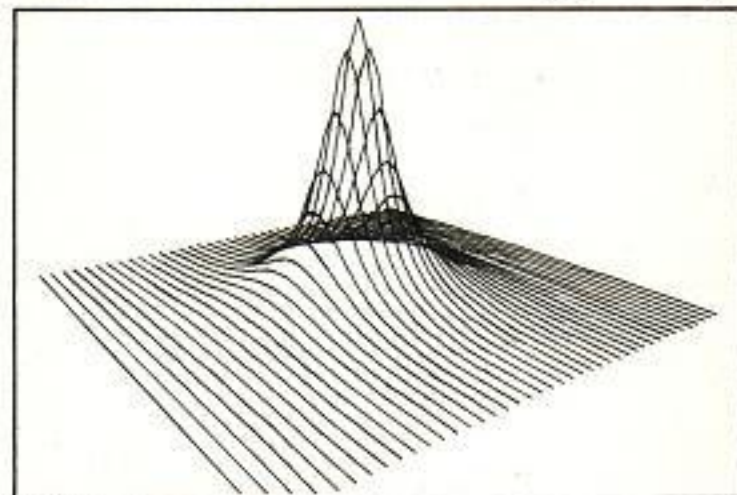


Figure 1.

8in. sheet of paper on which the negatives have been printed actual size. From this you can select the frame which is best and have a large print made.

Figures 1 to 3 were all produced on a Hewlett Packard computer with 8K of memory and a graph plotter. All were produced under program control and the programs took me about an hour to write each. Figure 1 is a three-dimensional view of a hill, and the program could be made to plot the picture of it as seen from any position above or below the base plane.

The other two plotter pictures created using the Hewlett Packard were originally pencil line drawings which were converted to digital form with a digitiser, and then re-plotted on the graph plotter. The picture of the ship is from deep in my computer art files and is nevertheless an extremely fine example of the kind of picture which can be produced with a graph plotter and many hours of painstaking effort. Figure 5 will be immediately recognised as the immortal Snoopy, who has graced the walls of countless computer rooms. ■

Storm the castle: play the

BY BOB MERRY

The Duke of Petshire, with whom you are at war, has fled to his castle. The game invites you to use your skill and ingenuity in setting siege to the Duke's fortress.

I HAVE NOT used any graphics in the game and there are virtually no departures from standard Basic, so it should prove relatively easy to convert it to other systems. Because the game itself occupies a large part of the 8K memory I have in my old-ROM Pet, I have split the game into two programs, but the first of these is simply an instruction program which can be omitted if necessary.

The printed version given here uses all upper-case letters, double-spaced, as the printer used could not cope with lower case

embedded in a program and called by Poke 59468,12. However, the version I play with uses lower-case, which makes the presentation so much easier to read.

The only piece of program extra to the text is the subroutine at the end of each page. This waits for you to finish reading the page before printing out the next one and while it waits, it runs through a few random numbers — a method of Randomising before the game itself starts.

The game itself is contained in the second program and is really concerned with the interaction of a number of variables. The main variables are listed in table 1 and it is the space taken by these which uses most of the 8K

memory. Incidentally, although this program was written for an old-ROM Pet, it does, in fact, work just as well on update ROMs without any modification. The main purpose of this article is, therefore, to highlight the areas which will need changing on other systems.

Line 110 contains another method to Randomise the inbuilt RND function and the early lines down to 270 set most of the non-



game of siege

zero variables. The program will return to line 280 to start a new turn, so a number of variables are re-set at this point.

The display of the current state of play and options involves the use of various cursor-control symbols, so for those not familiar with the Pet, here is a translation: the reversed-heart symbol clears the screen; reversed Q means cursor down; reversed S is home, i.e., the cursor goes to the top left of the screen; the reversed vertical lines in, for example, lines 1170 and 1790 are cursor-left instructions.

I spent some time making the various read-outs grammatical with correct forms of plurals and verbs, so this needed some manipulation on the screen. The R symbol in line 1900 is the command for reverse screen.

So much for the symbols — now I will explain how some of them are used to achieve the desired result on the screen. The first example of this is the initial display contained

in lines 300-340. This routine lists the current numbers of each item you have at your disposal and most of these are listed by the loop in 320-330.

However, we wish to display the number of carts which have not been assigned to a task alongside the total number of carts. This is done by line 340 which first moves the cursor down and across the screen to the correct position before printing UC. A similar idea is used in the subroutine 1790, which updates the figures for unassigned men, UN, and carts, UC, at various points in the program.

It does this without disturbing the rest of the display by moving the cursor to the correct position, printing sufficient blank spaces to obliterate the previous number and then backing up the cursor ready to print the new values of UN and UC.

Where cursor-left symbols are used on their own on other lines, it is usually to overcome

the fact that a numerical variable is printed with a leading blank for a positive value and this can lead to a slightly untidy lay-out on the display. In other words, they are there for aesthetic reasons and are not really necessary for the working of the program.

One area that will need to be changed for other systems is the subroutine in line 1800. This is used after each response to clear the area at the bottom of the screen by Poking blank spaces into this area, thus leaving the main display untouched. The cursor is then moved down the screen ready for the next option.

The subroutine at 1870-1890 is a simple routine looking for one-letter answers to yes/no questions and you may need to substitute an input routine with suitable checks if you cannot handle Get R\$.

Apart from those points, the rest of the

(continued on next page)

Listing 1. Instruction program.

```
10 REM*****SIEGE*****
20 REM** **
30 REM***BY R.C.MERRY***
40 REM** **
50 REM**A 2-PART PROGRAM**
60 REM** **
70 REM#PT 1-INSTRUCTIONS#
80 REM#PT 2- GAME #
90 REM*****
100 PRINT"*****"TAB(13)"SIEGE*****BY R.C.MERRY
110 FORI=0TO2000:NEXT
120 PRINT"THIS PROGRAM CONTAINS THE INSTRUCTIONS
130 PRINT"FOR 'SIEGE'. IF YOU DO NOT WISH TO SEE
140 PRINT"THE INSTRUCTIONS, PRESS 'N' - ANY OTHER
150 PRINT"KEY WILL RUN THE INSTRUCTION SEQUENCE.
160 PRINT"AT THE END OF EACH PAGE YOU CAN PRESS
170 PRINT"ANY KEY TO CONTINUE.":GOSUB1240:IFR#="N"THEN1220
180 PRINT"YOU ARE IN COMMAND OF AN ARMY OF THREE
190 PRINT"HUNDRED MEN AND YOU ARE AT WAR WITH THE
200 PRINT"DUKE OF PESHIRE, BECAUSE YOU OUTNUMBER
210 PRINT"HIS ARMY, HE DOES NOT WISH TO MEET YOU
220 PRINT"IN OPEN BATTLE, BUT HAS FLED INTO HIS
230 PRINT"CASTLE. YOU MUST NOW LAY SIEGE TO THIS
240 PRINT"CASTLE AND OVERCOME IT, BY FORCE OR
250 PRINT"OTHERWISE.":GOSUB1240
260 PRINT"DURING EACH DAY OF THE SIEGE YOU WILL
270 PRINT"HAVE TO DECIDE HOW TO DEPLOY YOUR MEN
280 PRINT"AMONGST VARIOUS TASKS. YOU WILL NEED TO
290 PRINT"SEND MEN FORAGING FOR FOOD AND ALSO FOR
300 PRINT"ROCKS - THESE LATTER ARE USED AS THE
310 PRINT"AMMUNITION IN THE BALLISTAS WITH WHICH
320 PRINT"YOU BOMBARD THE WALLS. YOU WILL NEED
330 PRINT"BOTH MEN AND CARTS FOR THIS FORAGING.
340 PRINT"YOU WILL BE TOLD HOW MANY OF EACH ARE
350 PRINT"NEEDED FOR AN APPROXIMATE RATE OF
360 PRINT"COLLECTION BUT THESE WILL INCREASE AS
370 PRINT"MATERIALS GET HARDER TO FIND.":GOSUB1240
380 PRINT"ALTHOUGH YOU WILL BRING A FEW ITEMS WITH
390 PRINT"YOU, YOU WILL ALSO NEED TO BUILD OTHERS.
400 PRINT"THESE INCLUDE BALLISTAS WITH WHICH TO
410 PRINT"BOMBARD THE WALLS, CARTS FOR CARRYING
420 PRINT"FOOD AND AMMUNITION, LADDERS AND SIEGE
430 PRINT"TOWERS FOR USE IN AN ASSAULT ON EITHER
440 PRINT"THE WALLS OR THE TOWER, AND BATTERING
450 PRINT"RAMS FOR ATTACKING THE MAIN GATE. THE
460 PRINT"APPROXIMATE NUMBER OF MAN-DAYS NEEDED
470 PRINT"TO BUILD EACH ITEM WILL BE SHOWN, BUT
480 PRINT"YOUR MEN MAY WORK FASTER OR SLOWER THAN
490 PRINT"THIS. MAN-DAYS ARE CUMULATIVE AND YOU
500 PRINT"CAN TAKE SEVERAL DAYS TO BUILD AN ITEM.":GOSUB1240
510 PRINT"THE DUKE'S CASTLE IS ALMOST COMPLETELY
520 PRINT"SURROUNDED BY A RIVER. THE PLACES THAT
530 PRINT"ARE OPEN TO ATTACK ARE THE MAIN GATE,
540 PRINT"OR TOWER, AND THE WALL IN BETWEEN THEM.
550 PRINT"IF YOU WISH TO WIN BY FORCE YOU WILL
560 PRINT"HAVE TO ATTACK ONE OF THESE, BUT SINCE
570 PRINT"THEY ARE ALL STRONG DEFENSIVELY, YOU
580 PRINT"HAVE TO SOFTEN THEM UP A BIT FIRST.":GOSUB1240
590 PRINT"AT THE MAIN GATE: THIS CAN BE GRADUALLY
600 PRINT"BROKEN DOWN BY USING BATTERING RAMS AND
610 PRINT"THESE WILL AUTOMATICALLY BE USED IN SUCH
620 PRINT"AN ATTACK, PROVIDING THERE ARE AT LEAST
```

```
630 PRINT"300 MEN/BATTERING RAM ASSIGNED TO THE
640 PRINT"ATTACK.":PRINT"THE TOWER: THIS IS IMMENSELY STRONG
650 PRINT"AND WILL NOT FALL EASILY TO A DIRECT
660 PRINT"ASSAULT. HOWEVER, IT CAN BE WEAKENED BY
670 PRINT"UNDERMINING. YOU DO THIS BY DIGGING A
680 PRINT"TUNNEL, WHICH CAN TAKE 15-20 DAYS. IF
690 PRINT"THE TUNNEL COLLAPSES OR IS DISCOVERED,
700 PRINT"IT WILL BE DELAYED.":GOSUB1240
710 PRINT"THE WALLS: AGAIN, THESE ARE TOO STRONG
720 PRINT"FOR A DIRECT ASSAULT, BUT THEY CAN BE
730 PRINT"WEAKENED BY BALLISTA BOMBARDMENT. EACH
740 PRINT"DAY YOU CAN ASSIGN 10 MEN/BALLISTA TO
750 PRINT"THROW ROCKS AT THE WALLS. YOU MUST, OF
760 PRINT"COURSE, HAVE ENOUGH AMMUNITION COLLECTED
770 PRINT"TO KEEP THE BALLISTAS SUPPLIED.
780 PRINT"ONCE YOU ARE READY TO ATTACK EITHER THE
790 PRINT"WALLS OR THE TOWER, ANY SIEGE TOWERS OR
800 PRINT"LADDERS YOU HAVE BUILT WILL BE ADDED TO
810 PRINT"THE ATTACK, BUT YOU WILL LOSE ALL THE
820 PRINT"LADDERS AND HALF THE SIEGE TOWERS IN THE
830 PRINT"ATTACK.":GOSUB1240
840 PRINT"HAVING ASSIGNED YOUR MEN TO VARIOUS
850 PRINT"TASKS, ANY LEFT OVER WILL GUARD YOUR
860 PRINT"CAMP AND SUPPLIES. IF YOU LEAVE TOO FEW
870 PRINT"MEN IN CAMP AND YOU DO NOT KEEP THE
880 PRINT"DEFENDERS OCCUPIED WITH AN ATTACK, THEN
890 PRINT"THEY MAY SALLY FORTH AND ATTACK YOUR
900 PRINT"CAMP, KILLING SOME OF YOUR MEN AND
910 PRINT"STEALING YOUR RATIONS. IF, ON THE OTHER
920 PRINT"HAND, YOU LEAVE TOO MANY MEN IN CAMP,
930 PRINT"THEY WILL GET BORED AND MAY DESERT.":GOSUB1240
940 PRINT"YOU WILL HAVE TO DECIDE WHETHER TO
950 PRINT"ISSUE FULL, HALF, OR NO RATIONS. IF YOU
960 PRINT"DO NOT ISSUE FULL RATIONS, SOME MEN WILL
970 PRINT"DESERT. THEY WILL ALSO DESERT IF YOU LET
980 PRINT"YOUR STOCK PILE RUN TOO LOW. SINCE THIS
990 PRINT"CAN START RUMOURS, SHOULD YOUR FORCE BE
1000 PRINT"REDUCED, EITHER BY DESERTION OR DEATH,
1010 PRINT"TO LESS THAN 150 MEN, THEN THERE WILL
1020 PRINT"BE A GENERAL MUTINY AND YOU WILL LOSE
1030 PRINT"THE WAR.":GOSUB1240
1040 PRINT"YOU WILL NOT HAVE AN ACCURATE IDEA OF
1050 PRINT"HOW MANY DEFENDERS ARE LEFT IN THE
1060 PRINT"CASTLE, BUT OCCASIONALLY A DESERTER MAY
1070 PRINT"GIVE YOU A VERY APPROXIMATE REPORT.
1080 PRINT"ONCE THE DEFENDERS RUN OUT OF RATIONS,
1090 PRINT"THEY WILL START TO DIE OF STARVATION
1100 PRINT"AND THEY CAN ALSO BE KILLED IN COMBAT
1110 PRINT"AND THE OCCASIONAL BOMBARDMENT. IF LESS
1120 PRINT"THAN TEN DEFENDERS ARE LEFT AT THE END
1130 PRINT"OF THE DAY, THEY WILL SURRENDER.
1140 PRINT"YOU CAN LIFT THE SIEGE AT THE END OF ANY
1150 PRINT"DAY, GIVING AN HONOURABLE DRAW.":GOSUB1240
1160 PRINT"REMEMBER THAT THE VARIOUS FIGURES THAT
1170 PRINT"ARE GIVEN FOR WORK-RATES AND COLLECTION
1180 PRINT"OF RATIONS AND AMMUNITION ARE SUBJECT
1190 PRINT"TO THE FORTUNES OF WAR AND CAN VARY.
1200 PRINT"NOW YOU ARE READY TO BEGIN THE SIEGE.
1210 GOTO1230
1220 PRINT"
1230 PRINT"LOAD AND RUN THE 'SIEGE' GAME PROGRAM.":END
1240 R=RND(1):GETR$:IFR#=""THEN1240
1250 RETURN
```

(continued from previous page)

program is straightforward and should present no difficulty in programming. As far as playing the game is concerned, you should find that, after a while, the castle will usually have to surrender. At this point, you will want to make life a little harder and variations in the different variables will help you in this.

Table 1 can be used as a guide to the variables with which you can experiment. I would recommend increasing the values of man-days required for various items to be built, MD(I). These are contained in the Data statements in 200-210.

There are three sets of Data here for various times in the siege, in blocks of nine numbers. Other variables you could try are DN — line 120; WS, TS — line 120; GS — 150; or some of the random factors in the combat situations, e.g., lines 410-430, lines 910-950, etc. Above all, experiment; this way you will discover far more about the details of how the program works.

Table 1. Main variables used in the program.

DN	Number of defenders
RD	Rations available to defenders
DS	Days into siege
AN	Number of attackers
WS	Strength of walls
TS	Strength of tower
GS	Strength of gate
UD	Days digging tunnel
UT	Days required to complete tunnel
TA	Attacking strength in an attack
TD	Defending strength in an attack
NA	Number assigned to an attack
AD	Attackers killed
DD	Defenders killed
UN	Unassigned men
UC	Unassigned carts
D1	Deserters
D2	Deserters
R1	Rations gathered
A1	Ammunition gathered
HW	Hits on wall
TC	Men killed in tunnel collapse
SA	Attackers killed if defenders sally forth
SD	Defenders killed if defenders sally forth
R2	Stolen rations

N3	Battering-rams fully manned in attack
W	Current damage state of wall
T	Current damage state of tower
NS(I)	Names of equipment; I = 0 to 6
N(I)	Numbers of equipment; I = 0 to 6
D(I)	Accumulated man-days; I = 0 to 4
B(I)	Builds this turn; I = 0 to 4
MD(I)	Man-days required for each item; I = 0 to 8
AS	"Do you wish to"
BS	"It takes"
ZS	Various phrases, particularly when correct plurals are used

IN N(I) and NS(I), elements 5 and 6 refer to rations and ammunition units, respectively.

IN MD(I), element 5 is the number of men need to collect rations; element 6 is the number of carts to collect rations; element 7 is the number of men need to collect ammunition; element 8 is the number of carts needed to collect ammunition.

In all arrays, elements 0 to 4 refer to ballistas, carts, ladders, battering-rams and siege towers, respectively.

Listing 2. Game program.

```

10 REM SIEGE BY R.C.MERRY, JULY 1980
100 DIMK(6),D(4),N(6),MD(8),B(4),X(6)
110 RESTORE R=RND(-1)
120 DN=INT(100*RND(1)+100):RD=INT(500*RND(1)+500):DS=1:AN=300:WS=500:TS=1000
130 N(6)=INT(20*RND(1)+4,5)
140 N(8)=INT(RND(1)+1.5):N(1)=INT(20*RND(1)+4,5):N(5)=INT(RND(1)*1000+500,5)
150 GS=400:UT=15
160 IFRND(1)>.5 THENUT=20
170 AS="DO YOU WISH TO " :BS="IT TAKES"
180 FORI=0TO6:READN(I):NEXT
190 DATA"BALLISTA","CART","LADDER","BATTERING RAM","SIEGE TOWER"
200 DATA"RATION","AMMUNITION UNIT",.50,30,10,60,100,20,1,40,3
210 DATA60,40,15,60,120,30,1,50,3,70,50,20,100,140,40,2,60,4
220 FORI=0TO8:READMD(I):NEXT:FORI=0TO4:D(I)=0:B(I)=0:NEXT
230 FORI=2TO4:N(I)=0:NEXT
240 X(8)="VIRTUALLY DESTROYED":X(1)="SEVERELY DAMAGED"
250 X(2)="EXTENSIVELY DAMAGED":X(3)="MODERATELY DAMAGED"
260 X(4)="SLIGHTLY DAMAGED":X(5)="HARDLY DAMAGED"
270 X(6)="UNDAMAGED"
280 UN=AN:UC=N(1):NA=0:AD=0:DD=0:D1=0:D2=0:TA=0:TD=0:R1=0:A1=0:HW=0:TC=0
290 X=1:A=0:Y=0:SA=0:SD=0:R2=0
300 PRINT"THIS IS DAY"DS"OF THE SIEGE."
310 PRINT"YOU HAVE"AN"MEN":PRINT"UN"UNASSIGNED"
320 PRINT"YOU HAVE":FORI=0TO6:PRINTTAB(10):N(I):N(I):IFN(I)>1 THENPRINT"S";
330 PRINT:NEXT
340 PRINT"UNASSIGNED":TAB(20):UC:"UNASSIGNED":GOSUB1790
350 PRINTBS" 10 MEN TO MAN EACH "N(8):GOSUB1810
360 IFN=0 THEN440
370 IFN<10 THENGOSUB1820:GOTO350
380 FORI=0TO6:STEP6:IFINT(N(I)/10)>N(I) THENN=N(I):GOSUB1830:GOTO350
390 NEXT
400 IFN<UN THENGOSUB1840:GOTO350
410 FORI=1TO10:INT(N(I)/10):IFRND(1)>.8 THENHM=HM+1:WS=WS-INT(RND(1)*6)
420 IFWS<40 THENWS=40
430 NEXT:DN=DN-INT(HM*RND(1)*.3):UN=UN-N(6):N(6)=INT(N/10)
440 GOSUB1790
450 PRINTBS:MD(5):"MEN &"MD(6):N(1):IFMD(6)>1 THENPRINT"S";
460 PRINT" TO GATHER":PRINT"EACH "N(6):GOSUB1810:IFN=0 THEN510
470 IFN<5 THENGOSUB1820:GOTO450
480 IFN<UN THENGOSUB1840:GOTO450
490 A1=INT(N/MD(5)):C=A1*MD(6):IFC>UC THENGOSUB1860:GOTO450
500 UN=UN-N:UC=UC-C:A1=A1+INT(RND(1)*2+.5)-1:N(6)=N(6)+A1
510 GOSUB1790
520 PRINTBS:MD(7):"MEN &"MD(8):N(1):"S TO GATHER":PRINT"300 "N(5):"S."
530 GOSUB1810:IFN=0 THEN590
540 IFN<5 THENGOSUB1820:GOTO520
550 IFN<UN THENGOSUB1840:GOTO520
560 R1=INT(N/MD(7)):C=R1*MD(8):IFC>UC THENGOSUB1860:GOTO520
570 UN=UN-N:UC=UC-C:R1=INT(R1*300*(RND(1)/2+.75))
580 GOSUB1790
590 FORI=0TO4:B(I)=0
600 PRINTBS:MD(1):"MAN-DAYS TO BUILD A " :PRINTN(I):GOSUB1810:IFN=0 THEN640
610 IFN<UN THENGOSUB1840:GOTO600
620 D(I)=D(I)+INT(N*(RND(1)/2+.75)):UN=UN-N
630 IFD(I)>MD(I) THENB(I)=B(I)+1:D(I)=D(I)-MD(I):GOTO630
640 GOSUB1790:NEXT
650 PRINTBS:" 30 MEN TO DIG A TUNNEL TO UNDERMINE THE TOWER."
660 PRINT:PRINTBS:"DIG TODAY (Y/N)?" :GOSUB1870:IFR="N" THENB=0:GOTO740
670 IFUN<30 THENGOSUB1840
680 UD=UD+1:IFUD<.6 THEN730
690 IFUT=30 ANDRND(1)>.1 THENX=2:TC=INT(RND(1)*10+.5)
700 IFUT=15 ANDRND(1)>.2 THENX=2:TC=INT(RND(1)*7+.5)
710 IFX=1 ANDRND(1)>.1 THENX=3:TC=INT(RND(1)*5+.5)
720 AN=AN-TC:IF(UD=UT) ANDX=1 THENX=4:TS=TS-INT(RND(1)*500+500)
730 UN=UN-30
740 GOSUB1790
750 PRINTBS:"ATTACK THE GATE (Y/N)?" :GOSUB1870
760 IFR="N" THEN810
770 GOSUB1810:IFN<UN THENGOSUB1840:GOTO750
780 IFN=0 THEN810
790 N3=INT(N/30):IFN(3)<N3 THENN3=N(3)
800 A=1:TA=N+80*N3:TD=DN+GS:NA=N:GOTO920
810 GOSUB1790:PRINTBS:"ATTACK THE WALLS (Y/N)?" :GOSUB1870
820 IFR="N" THEN870
830 GOSUB1810:IFN<UN THENGOSUB1840:GOTO810
840 IFN=0 THEN870
850 A=1:TA=N+100*N(4)+10*N(2):TD=DN+WS:NA=N:N(4)=INT(N(4)/2+.5):N(2)=0
860 GOTO920
870 GOSUB1790:PRINTBS:"ATTACK THE TOWER (Y/N)?" :GOSUB1870
880 IFR="N" THEN950
890 GOSUB1810:IFN<UN THENGOSUB1840:GOTO870
900 IFN=0 THEN950
910 A=1:TA=N+100*N(4)+10*N(2):TD=DN+TS:NA=N:N(4)=INT(N(4)/2+.5):N(2)=0
920 IF(TA/TD)>3 ANDRND(1)>.5 THENV=1
930 AD=INT(RND(1)*.1*DN):DD=INT(RND(1)*AN*DN/TD*.1):DN=DN-DD:IFDN<0 THENDN=0
940 IFAD>N THENAD=NA
950 GS=GS-INT(20*N3*RND(1)+10):AN=AN-AD:UN=UN-NA:IFN(5)<AN THEN990
960 GOSUB1790:PRINTBS:"ISSUE FULL RATIONS (Y/N)?" :GOSUB1870
970 IFR="N" THEN990
980 N(5)=N(5)-AN:GOTO1060
990 GOSUB1790:IFN(5)=INT(AN/2+.5) THEN1020
1000 PRINT"YOU DO NOT HAVE ENOUGH RATIONS EVEN FOR"
1010 PRINT"HALF RATIONS, NONE WILL BE ISSUED." :FORK=0TO2500:NEXT:GOTO1050
1020 PRINTBS:"ISSUE HALF RATIONS (Y/N)?" :GOSUB1870
1030 IFR="N" THEN1050
1040 N(5)=N(5)-INT(AN/2+.5):D2=INT(AN*.05*RND(1)+.5):GOTO1060

```

@@@@@@@ QUICKSILVA PRESENTS A RANGE OF QUALITY @@@@@@@@
 @@@@@ HARDWARE / SOFTWARE FOR THE @@@@@@@@
 @@@@
 @@@@
 @

ZX80/ZX81

HARDWARE ----- All hardware is sent with complete instructions and programming examples . Please allow 28 days for delivery .

QS MOTHER BD. ----- ZX-80 / 81 ----- £10 : 00
 Extends existing port to allow any Ram Pack + two other boards to be fitted .
 On board 5V. Regulator ; Two 23 way double sided edge connectors for add-ons.

QS 3K RAM BD. ----- ZX 80 / 81 ----- £18 : 00
 Reliable (pre-shrunk?) Static Ram Board which combines with the Computers internal 1K to give a total of 4K . Plugs direct into Computer or Mother Board .

QS SOUND BD. ----- ZX 80 / 81 ----- £25 : 00
 A programmable sound generator board using the versatile AY-3-8910 .
 3 Pitches / 3 Volumes / Noise source / two 8 bit Input ; Output Ports / Envelope shaper , all controlled from 'BASIC' . Plugs into any external amplifier .

QS CHARACTERS BD. -----ZX 81 ONLY *----- £25 : 00
 *Simple Hardware mod (1 cut ; 1 resistor ; 1 wire) required to ZX-80 . *
 Gives two programmable character sets of 64 characters each . Uses graphics key to shift between the two sets . Uses NO Ram space . Create your own characters - Upper and lower case alphabet ; scientific characters ; fine line graphics characters ; games characters (real space invaders) . Works with existing programs and with the Printer . Price includes Demo Cassette .

QS CONNECTOR. -----ZX-80 / 81 ----- £ 3 : 00
 Consists of two 23 way double sided edge connectors back to back . One needed for any or all QS Expansions . (Except Ram Boards)

SOFTWARE ----- All software is recorded twice on high quality cassettes and is sent complete with full operating instructions .

QS DEFENDER. ----- 3K RAM minimum ----- 4K or 8K ROM ----- £ 5 : 50
 Fast , Flicker free , Machine code , Moving graphics version of Arcade Game . Most complex moving graphics game yet for ZX-Computers . Up to 84 Fast moving characters on screen at once . First and only Full screen display .

QS LIFE. -----4K RAM Minimum -----Zx-81 ONLY ----- £ 4 : 50
 Fast program with Machine Code cell generation and screen display routine . Simulates the growth of living cells in a 20 * 32 Matrix .Random or programmed start positions plus M/C routine make this a fast , complex and varied program .

Send S. A. E. for FULL data sheets on all hardware and software . Cheques made payable to 'Quicksilva' and orders sent to the following address .-----
 QUICKSILVA : 95 , UPPER BROWN HILL RD. : MAYBUSH : SOTON : HANTS.

GAMES PACKS AND UTILITY SOFTWARE for ZX81/ NEW ROM ZX80, ATARI, ACORN, ATOM, VIDEO, GENIE, TRS-80, LEVEL II



ZX81/ NEW ROM ZX80:
UP101 A converter program that allows you to load ZX80 programs on to a ZX81/New ROM ZX80. Full instructions included.....£7.95
UP102 Data-Base allows you to write data to and load data from cassette - up to 14K of data + REMKILL - removes all unwanted REM statements.....£4.95
GP1001 Trek '81 16K version of the class Star Trek game£7.95
GP1002 Battlechess 16K 2-player game of Star Chess£5.95

ACORN ATOM:
UP201 Shapemaker + Screenswap (2K) draw your own graphical shapes and store them in your programs. Demo program included.....£7.95
GP2001 Invaders + Hedgehog (6+6K) 'classic' addictive games.....£6.95

VIDEO GENIE/ TRS-80 level II:
UP301 Lunar Lander + 3D Maze + Dominoes three of the best for the home arcade games addict.....£7.95
GP3001 XBAS add eleven new BASIC commands in TRS-80 level II non-disc BASIC (also Video Genie) + free BREAKOUT program to demonstrate the commands.....£7.95

All programs supplied on high-quality cassettes. Orders to:

TEAM 4, Dept. DS1
12 Taunton House, Redcar Road, Harold Hill, Romford, Essex

MICRO-80

UK Subscription Dept.
 24 Woodhill Park Pembury Tunbridge Wells Kent TN2 4NW

WE MUST BE GOING SOFT!!
 IS THIS special offer too good to be true?
 NOT IF it's from MICRO-80 - the specialist magazine for the TRS-80 and VIDEO GENIE.
 IF YOU complete the coupon below and take out an annual subscription to MICRO-80 we will send you a FREE program cassette worth almost as much as the subscription itself.
 MAKE SURE you are not missing out - subscribe now!

Please enrol me for an annual subscription and send me my FREE cassette program. I enclose £16.00
 (enclose your cheque/P.O. made payable to MICRO-80 and send to the above address)
 Software offer applies to U.K. residents only. Overseas subscription rates on application.

Name
 BLOCK CAPITALS PLEASE

Address

.....

YC 11/81



**April 23-25, 1982
Earls Court,
London**

**Bringing
computers
to life**

THE **Computer Fair**

**Personal computers
Home computing
Small business systems**

In all walks of life, personal computers have revolutionised computer power — bringing it within the reach of a far wider and more popular market than ever before.

In 1982 this revolution will explode onto the home and personal computer market. To meet this demand, Practical Computing and Your Computer announce a brand new event — The Computer Fair. The promotion of the exhibition will be heavily geared to attract the growing market of potential and existing users of personal computers, from home computer enthusiasts to businessmen.

Bring your computers and services to life — all walks of life — at The Computer Fair!

Complete and return the coupon — we'll send you details.

THE
**Computer
Fair**
Personal computers
Home computing
Small business systems

Exhibition Manager,
THE COMPUTER FAIR,
IPC Exhibitions Ltd.,
1, Throwley Way,
Sutton, Surrey, SM1 4QQ

Name _____
Position in Company _____
Company _____
Address _____

Tel. No. _____

W H Smith brings ZX-81s to the High Street

BY TIM HARTNELL

AFTER RELYING on mail order for 18 months, Sinclair Research has ventured into the retail field — via the giant newsagency chain, W H Smith. In 112 stores, Computer Know-How centres feature displays based around an operating ZX-81 which is backed up by computer magazines and books.

The agreement, which began in September, is for a trial period of 12 months. "Both parties view the agreement as an experiment", says Clive Sinclair, inventor of the ZX-81. "We accepted Smith's approach because they've clearly researched the subject carefully, and take the new operation very seriously".

Under the sales contract, W H Smith has established the computer departments in its stores, and although the company is selling a wide range of computer books and magazines, it is staying away from hardware — except for the ZX-81.

W H Smith has made the move into the computer field after its success with computer books and magazines. For several years, the only place you could find computer books was in specialist computer shops. Then, the retail chains discovered the appeal of computers and began to stock the magazines. Now, few of the specialist stores bother to stock the British monthlies, relying instead on issues of U.S. magazines and books. The same is unlikely to happen with computers, because both W H Smith and Sinclair Research believe they will be tapping a whole new market — one which would not consider buying by mail order.


John Rowland, W H Smith market-development manager, said the company had decided to approach Clive Sinclair for the rights to sell the ZX-81, because Sinclair Research was the only company with "both a proven product available in the right quantities, and a proven sales record."

"Last year we started a small experiment with computer books and magazines", says Rowland, "and it worked well. So what we've done now is bring the computer-orientated publications together with an actual computer, to create the Computer Know-How section of the store".

Growing market

The first test market for computer products was the W H Smith store in the Brent Cross Shopping Centre. "We sold a good deal of books there", Rowland recalls. "We thought that we were at the beginning of something important, and that with suitable hardware, we'd have a combination which would prove successful".

Rowland says that the traditional strengths of W H Smith in selling books and magazines had increased in recent years with the development of the record and toy depart-



ments, the camera and film sections, and the small office and home products such as typewriters and calculators. Computers seemed the next logical step.

"We sell about 500,000 computer magazines a year", says Rowland. "CB is the latest boom, with a new magazine in the field just about every month, but computer magazines are very strong, and we expect this area to keep growing".

W H Smith started in the computer magazine field by importing magazines from the United States: "We had many American magazines", says Rowland, "and they sold very well". He says he found that the home-bred magazines quickly improved out of sight, and the need to import U.S. publications diminished.

As well as the ZX-81 and computer books and magazines, the Computer Know-How section of the W H Smith's stores sell blank cassettes at 50p as well as the Sinclair-produced software.

"We'll look at how the ZX-81 goes, and then decide if we want to carry other machines", says Rowland.

He is aware of the problems some people had had with early 16K memory packs, but says he has been assured by Sinclair Research that the problems associated with the RAMs had been ironed out.

"We'll be providing our own service on the computers, and related hardware", says Rowland. "The machines will be covered by our normal audio guarantee. We normally repair cassette recorders and the like within 24 hours, and we imagine we'll be able to do the same with the ZX-81. Of course, we've had no experience here — time will tell".

W H Smith has decided that if the ZX-81 experiment works, it could well become a major part of the company's marketing policy in the 1980s. The company believes that its

strength in the book and magazine markets places it in a good position to attract potential purchasers of the machine.

W H Smith is aiming to sell as many machines during the five months' retail agreement as Sinclair Research sell in one month by mail order — about 10,000 computers a month.

Bewildering selection

W H Smith sees the back-to-school and Christmas trading periods as very important for ZX-81 sales. The company expects sales to grow slowly as people gradually became aware that it is selling the computer. Then, when Christmas gift-buying time arrives, W H Smith hopes people will automatically turn to their local branch as the source for the ZX-81.

About 300 W H Smith staff have been trained in the rudiments of the ZX-81. They have been shown how to plug in the machine, attach the 16K pack and the printer, and know the memory requirements of the five cassette software packs on sale. A number of magazines have been moved from the general magazine section to the Computer Know-How departments. These include *Your Computer*, and its sister publication *Practical Computing*.

A number of books — none of which has any particular relevance to the ZX-81 — are also on sale in the special computer areas. Some, such as *Illustrating Basic* and *Introduction to microprocessing* are likely to prove bewildering and worse than useless for first-time computer buyers.

If you are having problems with your mail-order ZX-81, do not try taking it into your nearest W H Smith claiming you bought it from there, and expecting to have it repaired. ZX-81s sold by W H Smith have a WH serial number. Staff have been told not to accept any ZX-81s without this serial number. ■

JOYSTICK CONTROL FOR THE VIC-20

BY NICK HAMPSHIRE

TWO TYPES OF joystick can be attached to the Vic: a simple paddle-switch joystick, and a potentiometer joystick. The principal application for joysticks is in interactive games and simulation programs. They are used to control the position of some object on the screen. This can be either the cursor or special graphics characters. Alternatively, the cursor can be used to change the viewing position, handling the joystick like the control stick on an aircraft.

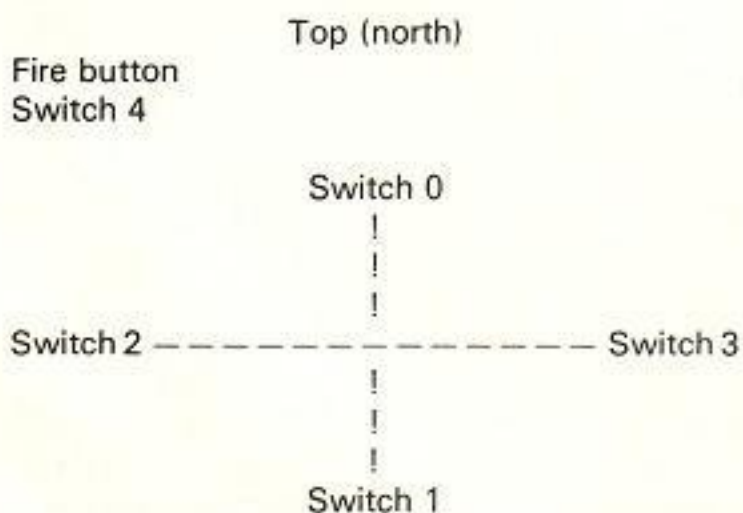
Choice of joystick depends on the application intended. If you want fine positional control where a particular joystick position has a distinct value, a potentiometer joystick is required. If you just want to tell the computer which of eight directions you require, then a switch joystick is the best choice.

A switch joystick consists of four switches mounted at right angles to each other. The joystick handle is connected to a mechanism which allows no more than two adjacent switches to be closed at any one time. The joystick handle has nine possible positions:

- One with no switches closed — the handle is vertical.
- Four positions with one switch closed — handle in north, south, east and west positions.
- Four positions with two switches closed — handle in north-east, south-east, south-west, and north-west positions.

An extra switch is usually mounted on the end of the joystick handle; this is called the fire button and is usually used to indicate to the computer when the cursor or games figure is in the correct position on the screen.

Each of the switches is connected to one of the I/O lines from the 6522 VIAs. Their connection and the pin assignment for the output connector on the Vic are shown in figure 1. The joystick switches are arranged as follows:



Switches 0, 1 and 2 and the fire button are connected to lines from VIA # 1 and switch 3 to a line from VIA # 2. The VIA memory locations used by the switch joystick are:

Hex	Decimal	Function
\$9113	37139	Data-direction register for port A VIA # 1

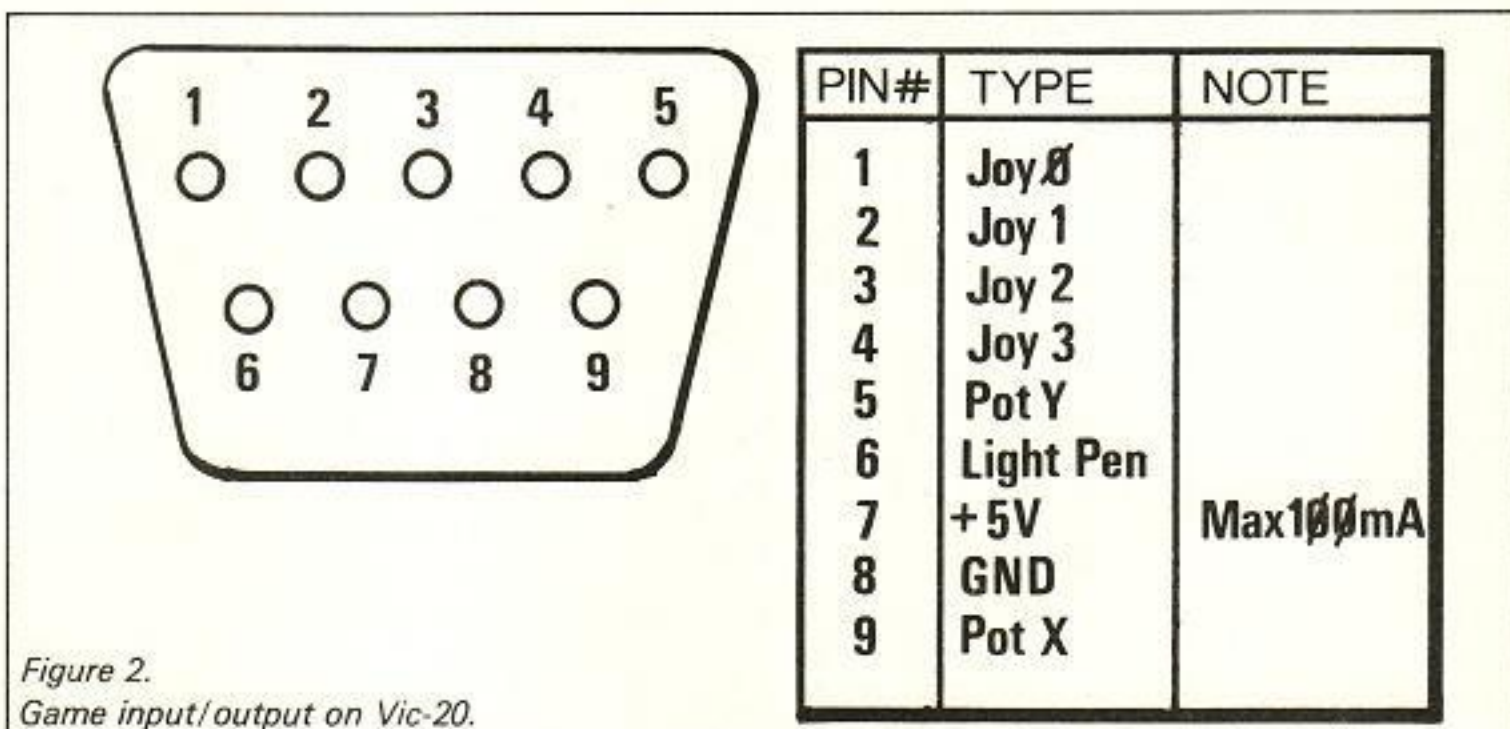


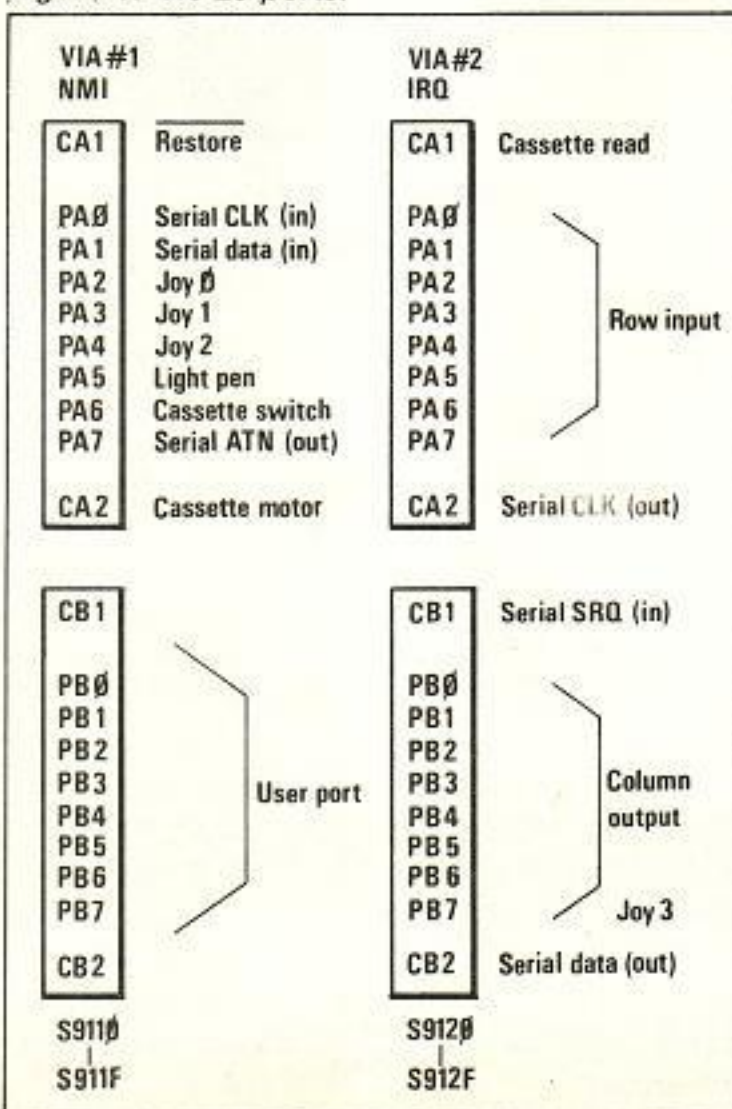
Figure 2. Game input/output on Vic-20.

- \$9111 37137 Output register A
bit 2 — joystick switch 0
bit 3 — joystick switch 1
bit 4 — joystick switch 2
bit 5 — Fire button
- \$9122 37154 Data-direction register for port B VIA # 2
- \$9120 37152 Output register B
bit 7 — joystick switch 3

To read the joystick-switch inputs, the I/O lines used must first be set into the input mode. This is done by setting the corresponding bit of the data-direction register to 0.

That poses one problem — the line used for joystick, switch 3 is also used for scanning the keyboard. Thus, the keyboard cannot be used in full at the same time as the switch joystick, and the data-direction register should always

Figure 1. Vic-20 ports.




be restored to normal after the joystick is used. The following program can be used to initialise the data-direction registers and input the switch position:

```

10 POKE 37139,0 : POKE 37154,127 : set up DDRs
20 S = PEEK (37137) : input from VIA # 1
30 S0 = ((S AND 4) = 0) : switch 0
40 S1 = -((S AND 8) = 0) : switch 1
50 S2 = ((S AND 16) = 0) : switch 2
60 F = ((S AND 32) = 0) : Fire button
70 S = PEEK (37152) : input from VIA # 2
80 S3 = -((S AND 128) = 0) : switch 3
90 POKE 37154,255 : restore keyboard function
    
```

The variables S0, S1, S2 and S3 will normally be 0 but if the joystick handle is pointed in that direction, they will have a value of either 1 or -1.

If the Fire button is pressed, the variable F will have a value of 1; otherwise, it will be 0. These variables can be used to decode the joystick into the following pattern:



The following program lines will convert the variables S0, S1, S2 and S3 into the values shown in the pattern which correspond to the handle position and store in variable P:

```

100 DATA 7,0,1,6,8,2,5,4,3 : data for joystick pattern
110 FOR I = 0 TO 2
120 FOR J = 0 TO 2
130 READ JS (J,I) : put joystick pattern into array
140 NEXT J,I
150 X = 1 + (S2 + S3) : Y = 1 + (S0 + S1)
160 P = JS(X,Y) : set P to joystick pattern value
    
```

Switch joysticks for the Vic are identical to those produced by Atari and these devices can be used. Potentiometer joysticks will be covered in the next issue.

LANGUAGES

COMAL'S CHALLENGE

BBC English is widely received as the language's standard. In the world of computer languages, however, BBC Basic does command the same position — many argued for the adoption of the structured language Comal and against the creation of just another Basic dialect. Clare Gooding reports.

THE BBC COMPUTER, most people seem agreed, is a good thing. It will certainly bring some understanding of computers and how to program them to people who would not otherwise have had a chance to find out — but many people in education are also saying that it is a chance lost.

The bone of contention is Basic — the language chosen as the teaching vehicle of the series of programmes scheduled to start in January 1982. Acorn, the small Cambridge-based company, commissioned to produce the machine and the language for the series, found itself at the centre of a fierce debate over the choice of language, originally planned to be a dialect along the lines of Microsoft Basic.

The strongest lobbyists are the champions of Comal, a language dating from the early seventies — not much younger than Basic — which started in Denmark as a teaching tool.


Comal — Common Algorithmic Language — developed from the ideas of one man, Borg Christensen, who was teaching computing at the State Teachers' College in Tonder, Denmark, in the early seventies. He designed Comal to combine the simplicity and ease of learning provided by Basic with the powerful control structures of Pascal.

Although he appreciated the simple syntax of Basic, he found that his students had the traditional problem of understanding programs which had been written some time ago: rather like unravelling a ball of wool with several ends.

The villain of the piece was the Goto instruction, which allowed programs to be written untidily with no clear flow of control. Goto was aided and abetted by meaningless variable names, which made debugging even more difficult.

Christensen resolved to build a language which would provide the structures which he found essential in teaching good programming habits. His priorities — to teach habits which would result in robust programs, easily read and understood by others long after they are written — were not so different from those

```
PRINT " **** ROULETTE **** "
REPEAT
  INPUT "How much money for playing - up to 100": cash
UNTIL cash > 0 AND cash <=100
REPEAT
  win :=0; chance :=RND(1,36); oddch :=chance MOD 2
  REPEAT
    INPUT "Single number (1) or Odds/Evens (2)?": choice
  UNTIL choice = 1 OR choice = 2
  REPEAT
    PRINT "You have "; cash; " pounds".
    INPUT "How much do you bet?": bet
  UNTIL bet >0 AND bet <= cash
  cash := cash-bet
  CASE choice OF
  WHEN 1
    REPEAT
      INPUT "Guess number 1 - 36" : guess
    UNTIL guess >=1 AND guess <=36
    IF guess = chance THEN win :=35*bet
  WHEN 2
    REPEAT
      INPUT "Type 2 for Odd, 0 for even ":guess
    UNTIL guess = 1 OR guess = 0
    IF guess = oddch THEN win :=2*bet
  ENDCASE
  IF win > 0 THEN PRINT "You win";win;"pounds"
  IF win = 0 THEN PRINT "You lose."
  cash := cash + win
  PRINT "You have"; cash;" pounds"
  INPUT "Type 0 to quit, 1 to continue":continue
UNTIL cash <=0 OR continue = 0
```



The Comal roulette program and, left, chief U.K. proponent of the language, Roy Atherton.

drummed into professional programmers at software houses.

Comal spread extremely fast among educational users. Christensen himself is amazed at the way it has spread "from a corner of Denmark" to having strong following from all over Europe. Its main proponent in the U.K. is Roy Atherton of Bulmershe College in Reading, Berkshire, who explains how and why it became popular:

"First, Comal draws strength from two great traditions: the practicality of the Fortran/Basic line and the educational, and practical appropriateness of the Algol/Pascal development. Secondly, the strong grip of Basic was acknowledged and there was no confrontation, simply extension and infiltration".

So, Comal's origins and growth could not be more different from the grand strategy of BBC Basic: it grew under its own impetus, from one man's attempts to meet the needs of one group of students.

BBC Basic has already received its fair share of slung mud: the choice of the language followed the decision that there was to be a series broadcast by the BBC, teaching anyone with a TV set about computers. The series was going to use a small, cheap microcomputer which would be within the reach of a wide range of people.

The contract for the BBC machine and the language went to an innovatory company with a high concentration of brainpower: Acorn Computer. The decision was a controversial one, because so much depended on it. Not only was there at stake a lucrative income from inevitably huge sales of the BBC machine, but more important, the *lingua franca* of the huge number of new computer devotees.

The BBC's choice of machine was limited by one factor: the contract must go to a British firm. The language was chosen by the BBC to preserve the status quo rather than to in-

TO BBC BASIC

novate: the obvious choice was Basic whose most popular established dialect was the Microsoft one.

The BBC's decisions have been attacked from all sides, not just by the advocates of Comal. Clive Sinclair of Sinclair Research, which failed to win the contract itself, had hard words for the BBC's choice in his interview with *Your Computer* this September:

"What the BBC is doing it is doing badly, and it is damaging the whole progress of computers in this country. We have put a new version of Basic into our machines. It has been highly praised in the U.K. and abroad because of its editing facilities.

"It is silly to ignore progress. What the BBC has offered is Microsoft Basic. If we had wanted to use Microsoft we could have bought it off the shelf for \$10,000".

Acorn had to pull something better than Microsoft Basic out of the hat if it was going to forestall the cries of "I told you so". It is an unusual outfit, and it could probably only happen in Cambridge, where, as director Andy Hopper explained, if he cannot solve a problem for himself in a few hours, he pops across the road to have tea with a professor.

Acorn used technology which did not exist a year ago to create the BBC machine, and while it had to stick to the guideline specified by the BBC, there were ideas which Acorn was keen to implement to improve on Microsoft's Basic.

The Basic version of roulette and, right, Chris Curry of Acorn.

The person responsible for implementing the BBC Basic was Roger Wilson, one of the many people who have filtered across from the university to Acorn. Wilson is far from being a standard run-of-the-mill programmer: he knew machine code before taking his computing and mathematics course at Cambridge. To give an idea of his skill, he was responsible for a .5Kbyte monitor in his first job for Acorn: "It was written by hand in machine code, programmed in hex, and it worked first time", he says with justifiable pride. He probably would not approve of the description "genius", but he certainly has an infinite capacity for taking pains to ensure things are right.

At university, Wilson became acquainted with that elegant language Algol W, and also with BCPL, the portable systems programming language developed by Martin Richards at



the Computer Laboratory in Cambridge. Both these, and the structured ideas of Pascal, have influenced his ideas on how flexible, powerful, and elegant a language should be.

Some of the quirky but useful functions in the original Acorn Basic developed from his BCPL influence. For example, in directional operators, where the contents of one value points to an address holding another. When he turned to the task of writing the BBC Basic, he had his rich source of experience and the strait-jacket of BBC specifications: "It was difficult to start again but I knew more about it and guided it towards Pascal. My level of interpreter skill was such that I could write a single-pass Pascal compiler".

Wilson had to work within the Microsoft framework — the one unavoidable stricture was that the Basic must be Microsoft-compatible. Acorn already had 12K of working language which could be "bent at will" for the BBC, and Wilson set about bending it towards Pascal, thrashing out the borderline with the advice of John Coll, consultant to the Micro Users in Secondary Education group, filtering out features to leave them with a core on which to build.

From that point, Wilson built a Basic interpreter with functions which behave like Pascal, including multi-line procedures and long verbal names: "There are few new statements but they are more powerful".

Unlike Comal, BBC Basic is hot off the press, and has had no chance to "infiltrate" the existing market on the strength of its virtues. It will have a hype which will easily exceed any publicity other languages might receive, and it stands a chance of becoming a *de facto* standard for the same reasons that Microsoft Basic was picked as a starting point in the first place: many people will be using it.

Like Comal, it owes much to Basic, and something to Pascal, and is a compromise rather than a major attempt at innovation. Basic and Comal share the same goal: to educate people who have had no prior contact with computing and programming skills. Comal attacks the root of programming, the way people think about problems, according to Roy Atherton.

He describes the six structures which he considers an essential part of problem analysis and program design: For-Next, Repeat-Until, While-Endwhile, If-Then-Else, Cases and procedures. These six can follow one another, be nested, or in the case of procedures, they can be defined and called.

The advantages he says Comal can offer over Basic derive mainly from these structures. Putting problems in these terms helps analysis, and means that a clear diagram or flowchart can be built which the actual shape of the written program closely shadows.

Such simple aids as indentation can be a great teaching aid, and teachers using Comal generally find that if there is a problem among the dreaded nested If statements, then it can be traced if the indentation does not "come home". The naming of procedures is also a helpful alternative to Gosub, and there is no danger of landing accidentally in the middle of a subroutine.

While Comal was developed in a small way, restricted to a sparsely-used micro, the RC

(continued on next page)

```
10 REM Roulette test program to demonstrate the
20 REM BASIC interpreter in action !!!!!!!
30 beep$="":pad$=STRING$(10,""):bell$=CHR$(7):REM makes a noise
40 CLS:PRINT STRING$(55,"*") " Roulette " STRING$(55,"*")
50 REPEAT PRINT TAB(0,5);beep$+"How much money available"+pad$;
60 INPUT TAB(POS-10,5),funds: beep$=bell$
70 UNTIL funds>0 AND funds <=100: beep$=""
80 REPEAT chance=RND(36): odd chance=chance MOD 2
90 PRINT "You have ";funds" rounds currently"
100 REPEAT PRINT TAB(2,10);beep$+"How much money to bet"+pad$;
110 INPUT TAB(POS-10,10),bet: beep$=bell$
120 UNTIL bet>0 AND bet<=funds: beep$=""
130 REPEAT PRINT TAB(3,12);beep$+"On which number"+pad$;
140 INPUT TAB(POS-10,12),guess: beep$=bell$
150 UNTIL guess>0 AND guess <=36: beep$=""
160 odd guess=guess MOD 2
170 FORZ=0 TO 5000: NEXT:REM pause for 2.5 secs
180 reason$="You have lost your bet":win=0
190 IF guess=chance win=35*bet: reason$="WELL DONE !!!"
200 IF win=0 AND odd guess=odd chance win=bet: reason$="Odd/even only"
210 funds=funds+win-bet
220 PRINT reason$;IF win>0 PRINT", you have won ";win;
230 PRINT "It was, of course, a ";chance
240 IF funds=0 PRINT"So you are wiped out":END
250 REPEAT PRINT TAB(0,18);beep$+"Another so Y/N"+pad$;
260 INPUT TAB(POS-10,18),ans$: beep$=bell$
270 UNTIL ans$="Y" OR ans$="N"
280 FOR line=9 TO 18:PRINT TAB(0,line) SPC(40);:NEXT
290 UNTIL ans$="N"
300 PRINT "Finished with ";funds" Pounds"
310 END
```

(continued from previous page)

Piccolo, it has grown and is even becoming ambitious.

The interest in Comal has grown so quickly in the last year that Commodore was persuaded first to make a ROM version available — not very powerful as it left little room for manoeuvre — and then to start work on a RAM version.

The team at Acorn faced slightly different problems, namely a compromise which was not of their own making, and a huge audience to their efforts, clamouring for favourite whizzo features to be included. "We're trying to develop computer awareness", explains one of the team, Paul Bond. "The difficulty is talking to people who don't talk our language, and the compromise is fitting it into the space available while giving people what they want".

Roger Wilson probably would have started from a different point if it had been possible, but handicapped by the lack of any real informed guidance from the BBC, he has jettisoned as much as possible and worked in his own ideas on programming.

"You have to look at it from the point of view of the naive user without ignoring the needs of the more advanced users. The advanced utilities have to be provided in such a way that the beginners don't trip over them, while sophisticated users don't feel that it's a machine limited to beginners.

"At the same time, it's important to keep to the spirit of Basic, so that it isn't overloaded with facilities out of all recognition. That's the danger in building in features which other languages such as Comal and Pascal provide".

Bond adds: "People should be able to express themselves easily; one should try to cope with the way people think, and the way they would like languages to be, but one shouldn't try to create non-standard features for the sake of it".

Other features have been limited by the Microsoft/BBC strictures. Roger Wilson's original design included Pascal-like labels which the BBC dropped, and the If-Then-Else statement was limited to single-line format. The Basic can cope with numeric procedures preceded by the statement Proc, and includes a Repeat-Until verb for handing loops.

Many of the Microsoft pitfalls have been avoided: BBC Basic will not allow you to use a variable that has not been declared, so that "finger-trouble" variables are not created and set to 0. Instead, the user is alerted to the fact that there is no such variable declared and it must, therefore, be a keying error.

Integer handling has been improved, and far more emphasis put on function and decision handling. There are also features like in-string subscripting which can be powerful for text processing. As well as cramming in the Microsoft necessities and the Pascal-ish variations, Acorn has paid attention to the speed of the interpreter: "We've put in as much speed as possible", says Roger Wilson. "I did my best considering the limitations".

Roy Atherton has criticisms even for the parts of BBC Basic which have attempted to look like structures: "They are only three-quarters of the way there: the If-Then-Else is restricted, not global, and not laid out properly. The odd thing is that properly made pro-

cedures wouldn't be difficult to provide in Basic".

Borg Christensen is even more scathing: "In England you have a great tradition for good programming. Instead of seeing this, the BBC wants you to ape the Americans in a field where they are definitely bad, and where you could be very good. That many programs have been written in Basic, doesn't matter. They are very few compared to the immense number which are going to be written in the future. In Denmark we have learned that people will turn away from Basic if they are given something better: simultaneously easier and more powerful".

David Johnson-Davies of Acornsoft has solid reasons why Comal would not do for the BBC machine, apart from the necessity of Microsoft compatibility: it is a very large language, and not compatible with existing Basic. While the recently-released Comal-80 from Metanic occupies 36K to Acorn Basic's 16K, Christensen contends that the early versions of Comal including Goto, Gsub, Return and On Goto, which are all redundant statements by Comal standards, only took 12 percent more space than the Basic interpreter — presumably the RC7000s. Basic is said to be a subset of Comal much as Microsoft Basic is a subset of BBC Basic: you can restrict yourself to it if you wish.

Roger Wilson's objections to Comal are that apart from its unacceptable size, it is limited in its mathematical functions, and only a small subset of Comal statements can be used in the interactive command mode. He does not like the frequent use of semicolons, and he points out that Comal will not do type conversion if an integer becomes a real number, nor can the Comal Len — length of string — function find the length of sub-strings, only string variables, both of which he finds strange.

Roger Wilson and Roy Atherton agreed to illustrate their protégés by writing programs in BBC Basic and Comal from the same specification. It is dangerous to compare the abilities of the two languages on the strength of one very limited illustration, but to give examples of how the two languages deal with the same problem at least show the difference in approach.

There are features which are fundamental to the different styles of the two, like numbering and having more than one statement to a line, on which the champions of both languages will never agree: structures are the main stumbling block.

"Why not go the whole hog and use Pascal?" asks the Acorn faction. "Because Comal is simpler", reply the Comal-ites, and there the two engage in a conflict about what is simple and what is not. The arguments will probably still be going when BBC Basic has established its own niche.

Meanwhile, it seems fair to give the last word to Roger Wilson and Acorn: they have all been a little too busy working on the project to answer the bad press and criticism they have received: "While Comal's structure is better than Basic, it cannot compete with Basic for straightforward ease of use and small size. Perhaps Comal is better than the BBC realised, but on the other hand, our Basic is far more powerful than people seem to think".

HOME COMPUTER RETAILERS

BEDS

Computopia, Leighton Buzzard (376600)
Conserve, Bedford (216749)
Electron Systems (Sandy) Ltd, Sandy (81195)
Texas Instruments Ltd, Supply Division,
Bedford (67466)

CAMBRIDGESHIRE

Intelligent Artefacts
Orwell: 020 689.

DEVON

JAD Ltd, Plymouth (29038)
Peter Scott (Exeter) Ltd, Exeter (9076842)

ESSEX

Maplin Electronic Suppliers,
Westcliff-on-Sea (554000)

HANTS

The Maths Box, Southampton (22958)
RDS, Portsmouth (812478)

HEREFORDSHIRE

Acoutape Sound, Bromyard (3280)

HERTS

Computer Centre (Watford) Ltd, Watford (40601)
Computer Plus, Watford (020449)

HUMBERSIDE

Radius Computers Ltd, Hull (227181)
Peter Tutty & Co, Hull (41458)

LEICS

Boots Company Ltd, Leicester (21641)

LONDON

Adda Computers Ltd, W8 (579-5845)
Eurocalc Ltd, EC2 (727-4555)
Landau Electronics Ltd, W1 (642-5986)
McDonald Stores, W1 (636-2877)
Mountindene Ltd, NW11 (455-9823)
Selfridges, W1 (629-1234)
Sumlock Bondain Ltd, EC1 (250-0505)

NORFOLK

Anglia Computers, Norwich (29652)

NORTHANTS

Computer Contact, Rushden (55673)
Computer Supermarket, Corby (61587)

NOTTS

Bestmoor Ltd, Nottingham (41531)

OXON

Science Studio, Oxford (54022)

S. GLAM

Computer Business Systems Ltd,
Ely, Cardiff (562255)

S. YORKS

Datron Interform, Sheffield (58549)

W. MIDLANDS

Taylor Wilson Systems Ltd,
Dorridge, Solihull (79404)

W. SUSSEX

Gamer, Brighton (698424)

W. YORKS

Ackroyd Typewriters Ltd, Bradford (31835)
Bits and PCs, Wetherby (63744)

SCOTLAND

Esco, Glasgow (427-5497)
Robox Ltd, Glasgow (221-5401)

IRELAND

Texas Instruments Ltd,
Supply Division, Dublin (609222)

RUMBELOWS STORES STOCKING HOME COMPUTER

BEDS

Bedford (59339)
Dunstable (602618)
Arndale Centre, Luton (414480)

BUCKS

Bletchley (73505)
Central Milton Keynes (662120)

HERTS

Boreham Wood (953-1744)
Hatfield (64211)
Hemel Hempstead (53223)
Hitchin (59203)
Hoddesdon (66486)
Letchworth (71231)
Potters Bar (58804)
St Albans (532290)
Stevenage (54303)
Waltham Cross (22100)
Ware (2316)
Welwyn Garden City (27125)
Enfield, Middx. (363-7384)



The TI-99/4A The Home Computer worthy of the name.

Even if you're new to computers, you'll be using the TI-99/4A within minutes of plugging it into any standard TV set. Because the TI-99/4A is a true computer for the home. Immediately accessible to the whole family. All for around £299.

Just snap in one of our wide selection of Solid State Software* Command Modules, touch a few keys, and you're ready to go. The 40 modules can sharpen your children's maths, teach you to win at chess or even help you with household financial decisions. And much more besides. In all, over 400 programs are available.

All enhanced by full music capability and 16-colour graphics.

Another development which sets the TI-99/4A apart from the rest, is our optional Solid State Speech* Synthesiser. Actually reproducing the human voice. With our new Emulator Command Module*, its vocabulary is unlimited.

For data input/output you can use an ordinary audio cassette recorder. And a full-size professional keyboard makes it easy to use.

The TI-99/4A comes with TI BASIC built in. Ideal for when you want to learn programming – and to get you started there's our "Beginner's Basic" course, free with each machine – yet powerful enough for even the most experienced programmer.

To help you get the most from the TI-99/4A you can join the independent users' club. And there's a special magazine ("99'er") available through dealers, or on subscription.

So, if you're looking for a home computer, you can't afford to miss the TI-99/4A for versatility, power and value for money.

- * 16K RAM. Expandable to 48K.
- * 26K ROM including 14K BASIC.
- * Command Modules add up to 36K ROM.
- * 13-digit floating point.
- * Other languages soon – logo, UCSD PASCAL, TMS 9900 Assembler.
- * Options – Speech Synthesiser, Thermal Printer, RS-232 Peripheral Adaptor, Disk Memory System.

To find your local dealer check the list on the left, or for more information write to Texas Instruments Ltd., (MS.24), Manton Lane, Bedford NK41 7PA.



**TEXAS INSTRUMENTS
LIMITED**

*Trademarks of Texas Instruments.!

INNOVATIVE

TRS-80 SOFTWARE

FROM THE PROFESSIONALS

Word Processing? You need a **SPELLING CHECKER**

This is an example of a text being checked by HEXSPELL. The text scrolls up the screen as it is checked. When an error is detected, you have three choices.

1) REPLACE the incorrect word. The replacement word is INSTANTLY RE-CHECKED for correctness, then inserted in the text.

2) The word is correct, leave it as it is.

3) Leave the word as it is, AND tell HEXSPELL to LEARN this word for future reference, with just one keystroke.

Your document is ready to print as soon as HEXSPELL is finished. The word in error e.g. *

WORD IN ERROR: mistake

CONTINUATION : is shown in context, including continuation

PRESS: R) REPLACE WORD S) LEAVE AS IS L) LEARN WORD

HEXSPELL

sneaky
zaps those ~~snaeky~~ typos

HEXSPELL shows you the errors right where it finds them, then instantly checks your corrections to make sure they ARE correct! When HEXSPELL is finished the corrected document is ready for printing. HEXSPELL comes with a 20,000 word list, with room for 8000 more! Just one keystroke teaches HEXSPELL a new word. You can even clear the memory and teach HEXSPELL a complete new language.

Hexspell is suitable for the TRS-80 Model I or Video Genie I or II with 48K and 2 disk Drives and was written by Hexagon Systems, Canada.

Hexspell £39.00 + V.A.T. = £44.85

TRS-80 & VIDEO GENIE SOFTWARE CATALOGUE £1.00 [refundable] plus 50p postage.



MOLIMERX LTD.

A. J. HARDING (MOLIMERX)

1 BUCKHURST ROAD, TOWN HALL SQUARE,
BEXHILL-ON-SEA, EAST SUSSEX.

TEL: [0424] 220391/223636

TELEX 86736 SOTEX G



sinclair ZX81 PERSONAL COMPUTER



Sinclair ZX81 Personal Comp the heart of a system that grows with you.

1980 saw a genuine breakthrough – the Sinclair ZX80, world's first complete personal computer for under £100. Not surprisingly, over 50,000 were sold.

In March 1981, the Sinclair lead increased dramatically. For just £69.95 the Sinclair ZX81 offers even more advanced facilities at an even lower price. Initially, even we were surprised by the demand – over 50,000 in the first 3 months!

Today, the Sinclair ZX81 is the heart of a computer system. You can add 16-times more memory with the ZX RAM pack. The ZX Printer offers an unbeatable combination of performance and price. And the ZX Software library is growing every day.

Lower price: higher capability

With the ZX81, it's still very simple to teach yourself computing, but the ZX81 packs even greater working capability than the ZX80.

It uses the same micro-processor, but incorporates a new, more powerful 8K BASIC ROM – the 'trained intelligence' of the computer. This chip works in decimals, handles logs and trig, allows you to plot graphs, and builds up animated displays.

And the ZX81 incorporates other operation refinements – the facility to load and save named programs on cassette, for example, and to drive the new ZX Printer.

Kit: £49.⁹⁵

Higher specification, lower price – how's it done?

Quite simply, by design. The ZX80 reduced the chips in a working computer from 40 or so, to 21. The ZX81 reduces the 21 to 4!

The secret lies in a totally new master chip. Designed by Sinclair and custom-built in Britain, this unique chip replaces 18 chips from the ZX80!

New, improved specification

- Z80A micro-processor – new faster version of the famous Z80 chip, widely recognised as the best ever made.
- Unique 'one-touch' key word entry: the ZX81 eliminates a great deal of tiresome typing. Key words (RUN, LIST, PRINT, etc.) have their own single-key entry.
- Unique syntax-check and report codes identify programming errors immediately.
- Full range of mathematical and scientific functions accurate to eight decimal places.
- Graph-drawing and animated-display facilities.
- Multi-dimensional string and numerical arrays.
- Up to 26 FOR/NEXT loops.
- Randomise function – useful for games as well as serious applications.
- Cassette LOAD and SAVE with named programs.
- 1K-byte RAM expandable to 16K bytes with Sinclair RAM pack.
- Able to drive the new Sinclair printer.
- Advanced 4-chip design: micro-processor, ROM, RAM, plus master chip – unique, custom-built chip replacing 18 ZX80 chips.



Built: £69.⁹⁵


Kit or built – it's up to you!

You'll be surprised how easy the ZX81 kit is to build: just four chips to assemble (plus, of course the other discrete components) – a few hours' work with a fine-tipped soldering iron. And you may already have a suitable mains adaptor – 600 mA at 9 V DC nominal unregulated (supplied with built version).

Kit and built versions come complete with all leads to connect to your TV (colour or black and white) and cassette recorder.



Every ZX81 comes with a comprehensive, specially-written manual – a complete course in BASIC programming, from first principles to complex programs.



uter-



Available now - the ZX Printer for only £49.⁹⁵

Designed exclusively for use with the ZX81 (and ZX80 with 8K BASIC ROM), the printer offers full alpha- numerics and highly sophisticated graphics.

A special feature is COPY, which prints out exactly what is on the whole TV screen without the need for further instructions.

At last you can have a hard copy of your program listings – particularly useful when writing or editing programs.

And of course you can print out your results for permanent records or sending to a friend.

Printing speed is 50 characters per second, with 32 characters per line and 9 lines per vertical inch.

The ZX Printer connects to the rear of your computer – using a stackable connector so you can plug in a RAM pack as well. A roll of paper (65 ft long x 4 in wide) is supplied, along with full instructions.

16K-byte RAM pack for massive add-on memory.

Designed as a complete module to fit your Sinclair ZX80 or ZX81, the RAM pack simply plugs into the existing expansion port at the rear of the computer to multiply your data/program storage by 16!

Use it for long and complex programs or as a personal database. Yet it costs as little as half the price of competitive additional memory.

With the RAM pack, you can also run some of the more sophisticated ZX Software – the Business & Household management systems for example.

How to order your ZX81

BY PHONE – Access, Barclaycard or Trustcard holders can call 01-200 0200 for personal attention 24 hours a day, every day.
BY FREEPOST – use the no-stamp-needed coupon below. You can pay

by cheque, postal order, Access, Barclaycard or Trustcard.

EITHER WAY – please allow up to 28 days for delivery. And there's a 14-day money-back option. We want you to be satisfied beyond doubt – and we have no doubt that you will be.

To: Sinclair Research Ltd, FREEPOST 7, Cambridge, CB2 1YY.

Qty	Item	Code	Item price £	Order Total £
	Sinclair ZX81 Personal Computer kit(s). Price includes ZX81 BASIC manual, excludes mains adaptor.	12	49.95	
	Ready-assembled Sinclair ZX81 Personal Computer(s). Price includes ZX81 BASIC manual and mains adaptor.	11	69.95	
	Mains Adaptor(s) (600 mA at 9 V DC nominal unregulated).	10	8.95	
	16K-BYTE RAM pack.	18	49.95	
	Sinclair ZX Printer.	27	49.95	
	8K BASIC ROM to fit ZX80.	17	19.95	
	Post and Packing.			2.95

Please tick if you require a VAT receipt

TOTAL £ _____

*I enclose a cheque/postal order payable to Sinclair Research Ltd, for £ _____

*Please charge to my Access/Barclaycard/Trustcard account no. _____

*Please delete/complete as applicable. _____

Please print.

Name: Mr/Mrs/Miss _____

Address: _____

FREEPOST – no stamp needed.

YOC 11

sinclair ZX81

6 Kings Parade, Cambridge, Cambs., CB2 1SN.
Tel: (0276) 66104 & 21282.

How the ZX81 compares with other personal computers

SYSTEM IDENTIFICATION		ZX81	ZX80	ACORN ATOM	APPLE II PLUS	PET 2001	TRS 80 LEVEL I	TRS 80 LEVEL II
ROM		8K	4K	8K	8K	14K	4K	12K
GUIDE PRICE	Basic unit - inc. VAT Unit plus 16K RAM (*12K RAM)	£70 £120	£100 £150	£175 £285*	£630 £630	£435 £530	£290 £360	£375 £375
COMMANDS	LIST, LOAD, NEW, RUN, SAVE	•	•	•	•	•	•	•
STATEMENTS	PRINT, INPUT, LET, GOTO, GOSUB/RETURN, FOR/NEXT IF/THEN	•	•	•	•	•	•	•
	STEP	•		•	•	•	•	•
	TAB	•		•	•	•	•	•
ARITHMETIC FUNCTIONS	ABS, RND	•	•	•	•	•	•	•
	INT	•			•	•	•	•
	ATN, COS, EXP, LOG, SGN, SIN, SQR, TAN	•			•	•		•
	ARCSIN, ARCOS	•						
STRING FUNCTIONS	CHR\$	•	•		•	•		•
	LEN	•		•	•	•		•
	ASC(CODE), STR\$, VAL, INKEY\$	•						•
NUMBERS	FLOATING PT $\pm 10^{-30}$	•			•	•	•	•
	INTEGERS		•	•	•	•		•
NUMERIC VARIABLES	A-Z			•			•	
	AA-ZØ				•	•		•
	An-Zn, n = any alphanumeric string	•	•					
STRING VARIABLES	A\$ & B\$						•	
	A\$ to Z\$	•	•	•				
	An\$ to Zn\$, n = any alphanumeric character				•	•		•
NUMERIC ARRAYS	SINGLE DIMENSIONAL		•	•			•	
	MULTI DIMENSIONAL	•			•	•		•
DISPLAY	ROWS	24	24	16	24	25	16	16
	COLUMNS	32	32	32	40	40	64	64
	LOW RES GRAPHICS (<7000 pixels)	•	•	•	•	•	•	•
	HI RES GRAPHICS (>40000 pixels)			•	•			
SPECIAL FEATURES	USR (CALL, LINK)	•	•	•	•	•		•
	PEEK, POKE (OR EQUIV)	•	•	•	•	•		•

Sinclair software on cassette.




The unprecedented popularity of the ZX Series of Sinclair Personal Computers has generated a large volume of programs written by users.

Sinclair has undertaken to publish the most elegant of these on pre-recorded cassettes. Each program is carefully vetted for interest and quality, and then grouped with others to form single-subject cassettes.

Software currently available includes games, junior education, and business/household management systems. You'll receive a Sinclair ZX Software catalogue with your ZX81 - or see our separate advertisement in this magazine.

The ultimate course in ZX81 BASIC programming.




Some people prefer to learn their programming from books. For them, the ZX81 BASIC manual is ideal.

But many have expressed a preference to learn *on the machine, through the machine*. Hence the new cassette-based ZX81 Learning Lab.

The package comprises a 160-page manual and 8 cassettes. 20 programs, each demonstrating a particular aspect of ZX81 programming, are spread over 6 of the cassettes. The other two are blank practice cassettes.

Full details with your Sinclair ZX81.

If you own a Sinclair ZX80...



The new 8K BASIC ROM used in the Sinclair ZX81 is available to ZX80 owners as a drop-in replacement chip. (Complete with new keyboard template and operating manual.)

With the exception of animated graphics, all the advanced features of the ZX81 are now available on your ZX80 - including the ability to drive the Sinclair ZX Printer.

Sinclair ZX81

6 Kings Parade, Cambridge, Cambs., CB2 1SN.
Tel: (0276) 66104 & 21282.

The success of Sinclair's ZX-80 and ZX-81 has led to the publication of an astonishing number of books. Martyn Thomas helps you pick your way through the ZX library with his comparison of 15 of the main titles.

THERE ARE a number of things you should have clear about yourself, and about your computer, before you try to pick the books which will be of most help and interest.

Some books were written for the ZX-80 and appeared before the ZX-81 was widely available. Some of the ZX-81 books deal in detail with the facilities of the new 8K ROM for the ZX-80, some are rather more sketchy — depending we suspect, on which computers the authors had available. Some books assume you have the memory extension packs: the better games in particular all require more than the basic 1K systems.

Then there are your own skills and ambitions. Are you looking for a book of programs, so that you can play with your computer and impress the neighbours without learning a line of Basic? Or, at the other extreme, do you want to learn in detail how the monitor works so that you can include calls to useful ROM routines in your own machine-code programs?

First, let us examine the Sinclair manuals. The ZX-80 was supplied with a rather poor manual, which contained a description of how to set up the computer, a brief introduction to each of the Basic statements, and little else. There was a section describing the action of the Basic interpreter and the organisation of the systems variables, but it required considerable previous experience to interpret



usefully although it was invaluable to experienced programmers. The ZX-80 manual was badly bound, too, and tended to fall apart if used often.

By comparison the ZX-81 manual is very good. It is spirally bound, far more robust and more substantial. The extra space is used for a much fuller explanation of the Basic commands and for an introduction to machine-code programming using USR. However, no attempt is made to explain what the machine instructions actually do.

ZX-81 Basic is, of course, a larger language than ZX-80 Basic, so this, too, accounts for some of the extra pages. The ZX-80 manual was rather limited as an introduction to programming for a complete beginner, so many of the books which were published for the ZX-80 users contained some extra programming instructions.

ZX BOOKS

The ZX-81 manual, however, provides enough explanation and exercises to enable most users to learn to program after a fashion, by following this text alone. We recommend that you become thoroughly familiar with the Sinclair manual for your ZX-80 or ZX-81 before you rush out to buy another book. There is a great deal of valuable information



to be learned from both. Do not take all the ZX-81 exercises seriously, however — particularly not exercise 4 on page 111.

For the rest of this review, we shall presume that you have digested your Sinclair manual and you are still not satisfied. What other books are available, what do they contain, and how useful will they be to you?

Four of the books we reviewed are really useful only to owners of original ZX-80s with the 4K integer Basic ROM. The first, the *ZX-80 pocket-book*, is a helpful handbook written at a basic level. The author, Trevor Toms, sets out to build on the knowledge you will have gained from reading the Sinclair manual and shows you how to write better and more successful programs by planning ahead and by adopting various tricks of style.

It also contains 12 reasonably good games, showing how much and how little can be squeezed into the 1K RAM of the unexpanded ZX-80. The de luxe versions of some games, for larger RAM sizes, should encourage RAM sales.

The *ZX-80 pocket-book* explains how machine code can be loaded into ZX-80 RAM and executed, but it does not provide any tuition in machine-code programming, so the reader seeking that knowledge must turn elsewhere. Overall, this can be seen as the book which turns the Sinclair ZX-80 manual into the book it should have been.

The second book, *Hints and tips for the ZX-80*, contains precisely what its title suggests, a collection of useful tricks for making programming easier and programs shorter and faster. It is clearly the result of a great deal of thought, insight and experimentation with the ZX-80, and represents a very inexpensive way of acquiring the benefits of months of programming experience.

This book is privately printed, from a normal typewriter script, and is only 48 pages long. It is, however, most informative, though, and mostly accurate — although the listing on the last page contains a Gosub to a line which has to be retrieved from a program listing two pages earlier.

The useful routine listings include a re-number routine and an active display. Unfortunately, the description of each routine concentrates only on essentials, so an opportunity of teaching more general programming techniques by example is missed.

The third of these ZX-80 books is the *ZX-80 Magic Book*. It is an odd collection of simple games and more unusual and advanced routines, interspersed with discussion on topics such as plotting graphs, and random numbers. There are interesting articles on improving the television display with the help of a soldering iron and adding extra memory and input-output.

Among the other games is an unconventional routine which allows you to generate music and record it on tape through the cassette interface. No other book offers this, and although as presented the routine allows you to generate only pre-composed programs, it would be possible to modify it to allow keyboard entry. So if you see yourself as the next Stockhausen, perhaps this book is for you.

The last book in this section is very special and most highly recommended. Ian Logan's *ZX-80 Monitor Listing* lists the 4K monitor of the ZX-80 in hexadecimal and in Z-80 machine instructions, divides it into sections of functions and offers a brief description for



each. It is hard to understand why Sinclair does not make this book and a ZX-81 equivalent freely available.

A good understanding of the way in which the ROM achieves its miracles, and particularly of how calls to ROM routines can be incorporated in programs, greatly increases the power of the computer and the scope of programs which can be written for it.

The books in this section are essentially books for the 4K ROM ZX-80 although they have been updated with some details of the 8K ROM. The first, *Learning Basic with your Sinclair ZX-80*, is the only book in this review from a mainstream book publisher, Newnes Technical books, an imprint of Butterworths, better known as publishers of the *All England Law Reports*. This shows clearly in the excellent quality of type and binding, photographs and line diagrams.

The text is, indeed, a tutorial text in Basic using the ZX-80. It is very gentle, very easy, and will be found most suitable for anyone who is finding the Sinclair manual rather hard

(continued of next page)

(continued from previous page)

to understand. The author, Robin Norman, includes 14 programs. They are mostly games, but they serve well as examples of programming techniques and the documentation for each one is particularly good.

This book is strongly recommended for complete beginners, and will be found valuable even for new ZX-81 owners. A single-page appendix describes the ZX-80 8K ROM thus justifying the book's inclusion in this section.

Our second ZX-80/ZX-81 book is the second edition of the *ZX-80 companion*, from the excellent Linsac team of Bob Maunder, Terry Trotter and Ian Logan. This is a superb introductory book for ZX-80 users who want to become serious programmers, especially if they have an interest in machine-code programming.

There is considerable explanation of the basic theory of computers, a good summary of ZX-80 Basic, interspersed with detailed explanations clearly marked as intended for advanced users. A good description of the 4K monitor offers examples of how the monitor subroutines can be called usefully from Basic programs. Combined with Ian Logan's full monitor listing described, this really is the key to the fullest possible use of a 4K-ROM ZX-80.

The last chapter contains seven games from the Linsac catalogue. A four-page appendix describes the 8K ROM, including a sample program to illustrate the moving display.

Making the most of your ZX-80 is the last of our ZX-80 books which make passing reference to the 8K ROM. Written by Tim Hartnell of the National ZX-80 and ZX-81 users' club, this book aims to remove the feelings you may have developed that the ZX-80 is a rather limited computer and less impressive than you had hoped.

It achieves this by means of more than 60 programs, each interesting in itself, and each introducing a new feature of the ZX-80. In this way, the reader learns new features of ZX-80 Basic painlessly. The idea is reasonable, in practice, things do not work out quite so well.

The games do not use the full power of the ZX-80 and are limited — they are all games, despite claims made in the section "The ZX-80 as teacher". The documentation of each program is less useful than it could be — fewer programs, better described, would be an improved formula — and the style of many games is rather juvenile.

Now let us turn to ZX-81 books which are also suitable for 8K-ROM ZX-80s. The six books in this section are mostly updated or

upgraded versions of books reviewed earlier. Tim Hartnell takes the prize for the most prolific author, the first three of the six books are written partly or wholly by him.

The first is *Getting acquainted with your ZX-81 and new-ROM ZX-80* and contains 75 programs including a reasonable program to play draughts. As might be expected, the greatest changes in the style of programs written for the ZX-80 is that far better use is made of the display. The basic 1K-RAM ZX-81 is even more limited in capacity than the 1K-RAM ZX-80, so all interesting games rely on the availability of more memory.

50 rip-roaring games for the ZX-80 and ZX-81 has been included in this section as an honour even though the programs are written for the old-ROM ZX-80 since instructions are given for converting them to the ZX-81 or new ROM.

The programs really are most impressive, compressing more into 1K of old-ROM ZX-80 RAM than I would have thought possible. There is even a 1K version of draughts and a program to generate music. Strongly recommended as an alternative to selling your ZX-80 if you think you have outgrown it and need a ZX-81. Recommended, too, to ZX-81 owners: the exercise of converting the programs will be instructive, and the results will be well worthwhile. You will really need the 16K RAM pack or extra 1-3K on the 8K-ROM ZX-80, though.

Stretching your ZX-81 or ZX-80 to its limits follows the earlier Tim Hartnell and Trevor Sharples formula of teaching by example, painlessly, while you are playing interesting games. Assuming you have some knowledge of Basic, you should have little trouble making these games work on your computer, although we feel the authors have been lazy in not annotating each program clearly with the ROM and minimal RAM requirements.

The ZX-81 pocket-book is Trevor Toms' update of his ZX-80 book completely written for the 8K-ROM ZX-80 and ZX-81. It is an excellent companion, again building on the knowledge of Basic you will have gained from the Sinclair manual, and benefiting greatly from the additional power the 8K-ROM machines have.

Whereas the *ZX-80 pocket-book* was rather fundamental and simple, the *ZX-81 pocket-book* contains a great deal of valuable hints, tips, experience and program fragments while remaining easy to read. The last chapter of this book contains guidelines for writing a ZX-81 version of Adventure — justifiably the best-known and most popular computer game. There is even a complete version of Adventure for those fortunate enough to have the

16K RAM pack. This book is strongly recommended.

Hints and tips for the ZX-81 is again an updated and re-written version of an earlier ZX-80 book. The author, Andrew Herson, has concentrated on techniques for making maximum use of the basic 1K-RAM ZX-81, so all the programs given run on this unexpanded machine. In addition, the section on machine-code programming has been expanded to 27 pages, containing a description of the Z-80 architecture, the instruction set, and how to write machine-code routines.

The final book is the latest from Linsac, the *ZX-81 companion* written by Bob Maunder. This is an excellent introduction to the advanced features of the ZX-81, well up to the standard of their earlier books.

Chapter four provides the very first listing of the 8K-ROM monitor, with useful routine entry points and descriptions. Once again, Linsac has produced the book for the serious end of the market — the programmer rather than the game player.

THE BOOKS

The ZX-80 pocket-book, by Trevor Toms. Available from Phipps Associates, 3 Downs Avenue, Epsom, Surrey KT18 5HQ. 03727-21215.

50 rip-roaring games for the ZX-80 and ZX-81, edited by Jeff Weinrich. Available from Database Consultancy, 105 Fairholme Avenue, Gidea Park, Romford. £4.95.

Stretching your ZX-81 or ZX-80 to its limits, by Trevor Sharples and Tim Hartnell. Available from Computer Publications, Unit 3, 33 Woodthorpe Road, Ashford, Middlesex, TW15 2RP. £6.95.

Hints and tips for the ZX-80 by A D Hewson and J S Heson. Available from Hewson Consultants, 7 Grahame Close, Blewbury, Oxfordshire, OX11 9QE. 48 pages. £3.50 including postage.

Learning Basic with your Sinclair ZX-80 by Robin Norman. Newnes Microcomputer Books (Butterworth & Co). 153 pages. ISBN 0 408 011017.

The ZX-80 Magic Book. Available from Timedata Limited, 57 Swallowdale, Basildon, Essex SS15 5B2. 64 pages. £4.75 including postage.

Getting acquainted with your ZX-80 and new-ROM ZX-80, by Tim Hartnell. Published by Database consultancy, 105 Fairholme Avenue, Gidea Park, Romford. 120 pages. ISBN 0907563 01 5.

The ZX-80 companion, second edition, by Bob Maunder, Terry Trotter and Ian Logan. Published by Linsac, 68 Barker Road, Middlesbrough TS5 5ES. 128 pages. £7.95 but currently out of print.

The ZX-80 monitor listing (4K version) by Ian Logan. Published by Linsac, 68 Barker Road, Middlesbrough TS5 5ES, 30 pages. £5.95.

The ZX-81 companion, by Bob Maunder. Published by Linsac, 68 Barker Road, Middlesbrough TS5 5ES. 131 pages. £7.95 including postage.

Making the most of your ZX-80, by Tim Hartnell. Published by Computer Publications, Unit 3, 33 Woodthorpe Road, Ashford, Middlesex, TW15 2RP. 108 pages. ISBN 0 907442 00 5.

ZX-81 Basic programming, by Steven Vickers, Sinclair Research Limited. 212 pages, supplied with ZX-81 computers.

Hints and tips for the ZX-81, by Andrew D Hewson, available from Hewson Consultants, 7 Grahame Close, Blewbury, Oxfordshire OX11 9QE. £4.25 including postage.

The ZX-81 pocket-book, by Trevor Toms. Published by Phipps Associates, 3 Downs Avenue, Epsom, Surrey KT18 5HQ, 136 pages.


CONCLUSIONS

- The ZX-81 is a better machine than the 8K-ROM ZX-80 by a great amount — all the authors seem agreed about this.
- You really need the 16K RAM pack for the ZX-81 if you plan to do any serious programming; 1K of RAM is simply not enough.
- Surprisingly, none of the books reviewed could be described as bad — unlike many books on other micro-

computers. You will find each provides a satisfactory amount of enjoyment and information.

- However, the Tim Hartnell series seems aimed at the games-player whereas the Linsac books are far away the best for serious programmers.
- Do not overlook *Hints and Tips* books — both are good value and quite fascinating.

Acorn Atom software on cassette



OLD FAVOURITES

- LABYRINTH 12K, BASIC, Gr.2A, sound, FP — High resolution 3D colour graphics! £6.95
- BACKGAMMON 7K, BASIC — Challenge your Atom to a game — can you beat it? £7.00
- ★ PLEASE NOTE — 50% of the takings from BACKGAMMON will be donated to LEUKAEMIA research & treatment, so please help.
- LAST RUN 7K, BASIC, sound — A compulsive game requiring fast reactions and good nerves! £3.00
- RHINO & WIGGLE 10K, BASIC, sound, FP — Two highly entertaining games for the price of one £5.00
- STATISTICS 12K, BASIC, FP — A set of 4 programs covering mean, variance, Standard intervals, Student's t-Test (Paired & unpaired samples), Chi squared test, Linear regression analysis — complete package with documentation, price £20.00

Make cheques payable to "BUG-BYTE"

NEW RELEASES

- INVADERS 12K, m/c, Gr.4, sound — The original and best version £8.00
- PINBALL 6K, m/c, Gr.2, sound — Packed with features, 1 or 2 players £4.50
- STAR TREK 12K, BASIC & m/c, sound, FP — Fantastic real-time version £5.00
- BREAKOUT 4K, m/c, Gr.1, sound — This will keep you frustrated for hours! £4.00
- FRUIT MACHINE 8K, BASIC & m/c, Gr.2, sound — Spinning reels, hold, nudge etc. £4.00
- DISASSEMBLER 4K, BASIC — Invaluable machine code aid £4.00
- UFO BOMBER 7K, BASIC, sound — entertaining space game with great sound effects £4.00
- LUNAR LANDER 12K, BASIC & m/c, Gr.4 — Gets harder as you get better — fantastic graphics £5.50
- GOLF 6K, BASIC, FP — The only thing missing is the 19th hole! £5.00

"THE ATOM"

Bi-monthly magazine written exclusively for Atom users containing high-quality, TESTED programs, features etc. ANNUAL SUBSCRIPTION (6 issues) ONLY £3.95 inclusive.

All figures refer to TOTAL memory required.

ALL OUR PRICES ARE INCLUSIVE!

BUG-BYTE

SOFTWARE

98-100 THE ALBANY
OLD HALL STREET
LIVERPOOL L3 9EP

ZXAS MACHINE CODE ASSEMBLER

Now you can use the full power of the Z80 microprocessor without having to laboriously POKE in instruction codes. This full specification Z80 assembler assembles all the standard Zilog mnemonics, which are simply written into REM statements (more than one per line is allowed) within your BASIC program. When assembled, the assembly listings, together with assembled codes and addresses, are displayed on the screen. The assembled code is executed byUSR. The program occupies 5K, and is situated at the top of the memory, and is protected from overwriting. This means that ZXAS may be used in conjunction with ZXDB (see below), providing an extremely powerful machine code system normally only found on very expensive computers.

The program is available for both the ZX81 and 8K ROM ZX80, and in both cases, the 16K RAM pack is required. Despite the exceptionally low price, ZXAS is a FULL-SPECIFICATION assembler, and is a must for all serious ZX users. Full documentation on how to use the program (including a list of the mnemonics) is supplied.

PRICE STILL ONLY £3.95

NEW ZXDB

The perfect complement to the ZXAS assembler, ZXDB is a complete combined machine code disassembler and debugging program. Like ZXAS, it is itself written in machine code for compactness, and may be used in conjunction with ZXAS, still leaving about 9K of memory for your own program.

Apart from the DISASSEMBLER, the program has features including SINGLE STEP, BLOCK SEARCH, TRANSFER AND FILL, HEX LOADER, REGISTER DISPLAY and more, all of which are executed by simple one key commands from the keyboard. All in all, an extremely powerful programming aid, well worth the money for the disassembler alone!

PRICE ONLY £5.95

Sinclair ZX81 software on cassette

PROGRAM PACK 1

(for 1K ZX81 & 8K ROM ZX80)

8 compact and entertaining programs for unexpanded ZX81, including DIGICLOCK, CATCH, GOBBLER, REACTION TEST, SKETCHPAD. Fantastic value at £3.50

PROGRAM PACK 2

(for 16K ZX81)

Four programs for the expanded ZX81 — OXO (against the ZX81), PONTOON (against the ZX81), FRUIT MACHINE (with hold & nudge), and BIO-RHYTHMS. ONLY £3.50

PROGRAM PACK 3

(for 1K ZX81 & 8K ROM ZX80)

Three amazingly compact machine code programs with fast moving graphics; ASTROPILOT, AUTOMATIC GRAPHIC GENERATOR and ROADRACE. PRICE ONLY £4.50

PROGRAM PACK 4

(for 16K ZX81 & 8K ROM ZX80)

To highly entertaining and addictive games for the expanded ZX81, written in machine code (so they're fast) — ASTEROID BELT and SURROUND. ONLY £4.50

BREAKOUT

This cassette contains two programs — ZXBREAKOUT and ZXBRIKTHRU, both of which fit into the unexpanded ZX81, and are based on the popular arcade game. Fast moving graphics, highly entertaining.

BOTH GAMES FOR ONLY £4.50

★ MULTIFILE ★

An amazingly versatile multi-purpose filing system for the 16K ZX81. The program is menu driven, and files are user-definable. Both string & numerical files are catered for. Create, delete, replace, search commands, foolproof file security, printer output & many more features. Comes in cassette, complete with 3 data cassettes for file storage, and comprehensive documentation describing a host of applications for both business & personal use.

ALL THIS FOR ONLY £17.50 inclusive

- ★ ALL PRICES INCLUDE VAT & POSTAGE
- ★ DELIVERY NORMALLY WITHIN 14 DAYS

CROSS CHEQUES/P.O.s AND MAKE THEM PAYABLE TO 'BUG-BYTE'.

MAIL ORDER ONLY

PLEASE SUPPLY:

NAME:.....

ADDRESS:.....

..... YC/11/81

TOTAL.....

98-100 THE ALBANY,
OLD HALL ST.,
LIVERPOOL L3 9EP

BUG-BYTE

SOFTWARE

PROJECT

AN INTERPRETER FOR THE

Beginning with an explanation of the principles used to translate high-level languages into machine code, John Dawson continues his series by outlining the structure of a control-orientated interpreter.

IN THE SERIES so far, we have looked at the general principles of closed-loop feedback systems and the similarities between control systems in biological and computer applications.

In the first article, I showed how a radio transmitter could be used to send one form of control information from a computer to a remote device. In the second article, I presented some ideas for interfacing the signal from a radio-control receiver to a hefty DC motor.

I used a common-or-garden car windscreen wiper motor and a comparatively simple electronic circuit to show how an effect — regulating the speed of a DC motor — can be achieved with the minimum cost and time spent in construction.

The extent to which you may wish to go beyond the ideas in the article to a finished, definitively-engineered product is entirely up to you — there are many reference works on control electronics which will help you to improve, say, the pulse-width modulation circuit. You might, for example, include feedback control of the motor speed to make it independent of the load on the motor.

Exhausted by analogue electronics and metalwork, this month we shall examine the foundations of a control-orientated interpreter for the Microtan. I shall indicate which sections of the machine code are specific to the Microtan so that those with access to other machines with 6502 CPUs may modify the code accordingly.

Some form of go-between is required to cross the no man's land between the language of humans and the internal machine-code instructions obeyed by a computer. People recognise and understand the relationships between numerals, characters and symbols; the internal store of the computer, the various electronic circuits and logic elements are able to respond only to binary patterns of on or off electrical impulses.

The binary machine-code instructions used by a computer are known generally as object code, while a series of instructions written in a high-level language is known as source code.

The purpose of every language other than machine code is to create a bridge between instructions we can write and recognise and

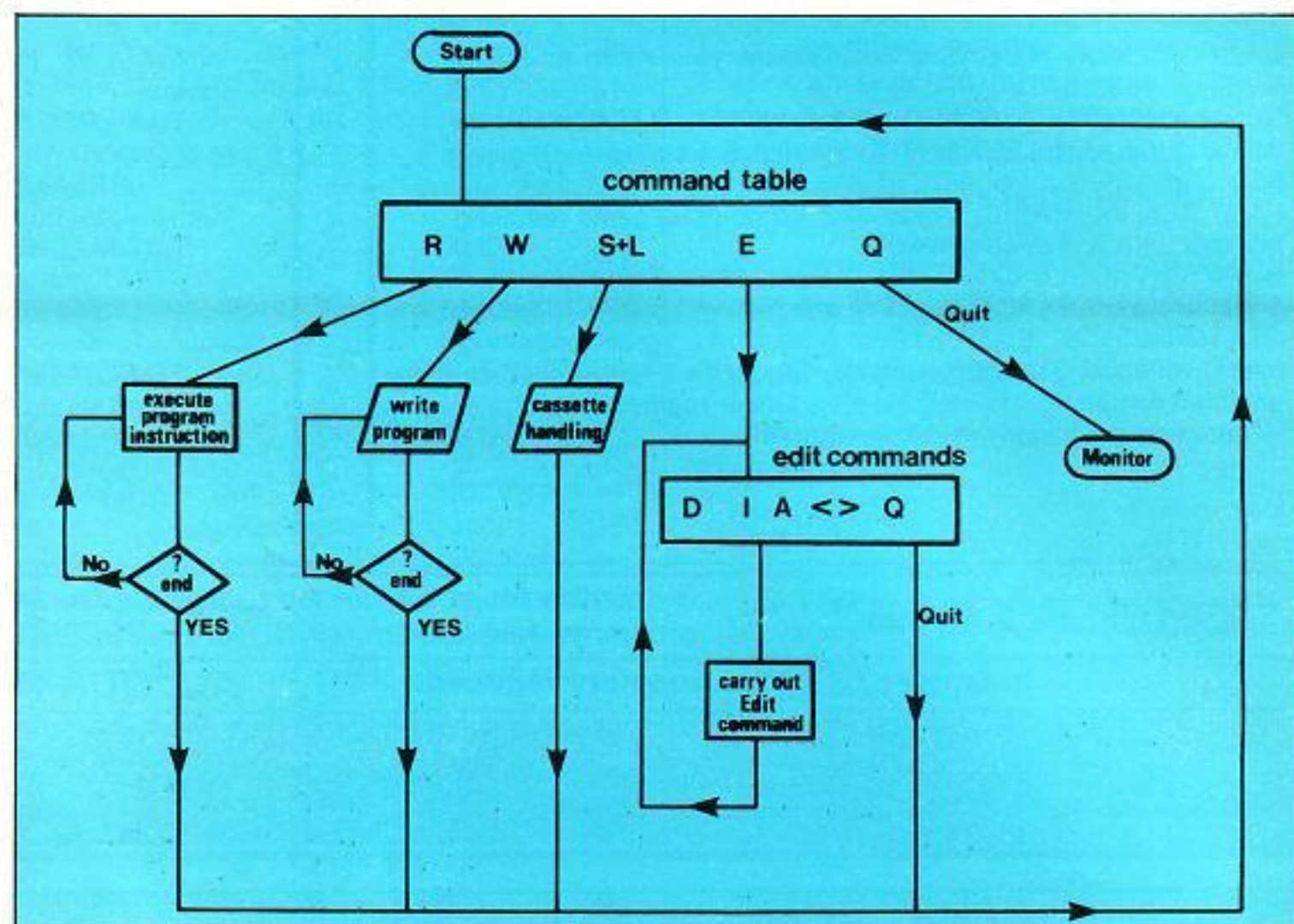


Figure 1. The minimum elements for a high-level interpreter.

the binary machine code which will achieve the desired effect. A program written in Basic will calculate results through a series of machine-code instructions which are invisible or transparent to the user.

There is a hierarchy of computer languages ranging from fundamental machine code, in which each instruction entered by the operator produces one instruction to be executed by the computer, to high-level languages where a spoken command may initiate sustained computing activity.

For example, reports from the States already suggest that intelligent microwave ovens are a distinct possibility. The oven would contain a program to allow it to respond to the instruction sequence:

"Cook the pork casserole for 10 minutes or until the thermometer probe has reached 110 degrees for three minutes. Tell me when it's done — I'm in the sitting room".

"Cook" is a reserved word in this instruction sequence and "pork casserole" a variable. "thermometer probe" is an input device and the alert at the end of the process is to be routed to an output device in the sitting room.

There are many high-level computer languages and it is possible to debate endlessly and fruitlessly which is the best language. There is no best computer language — computers exist to solve problems and a computer language is purposeless until put to some task. Certain languages are more successful for some applications than others.

Cobol, or COMmon Business-Orientated Language, was designed for general commercial use, originally under the sponsorship of the U.S. Department of Defense. Program steps in Cobol are specified by means of instructions expressed in stylised English statements which can be recognised by the compiler and translated into a sequence of machine-code instructions.

The program statements consist of reserved words which have a special significance, enabling the compiler to generate the appropriate machine instructions for the particular operation required, and identifying labels used by the programmer to refer to units of data. For example, the Cobol statement:

Add London-weighting To Salary
uses the reserved words "Add" and "To" to generate the machine coding which will perform an addition in which a quantity, London weighting, is added to another quantity, Salary.

Specialised, high-level languages have been written for many purposes such as engineering design tasks, medical information storage and retrieval, the control of British Telecom's new automatic telephone exchanges, and scientific and industrial control applications.

High-level languages fall into two groups; interpreters and compilers. Some languages may be available in both forms. I have used the word "compiler" already and there is an important distinction between the two types of high-level languages.

The way in which an interpreter works is

6502 CPU

BY JOHN DAWSON

illustrated later in this article; in contrast, a compiler works through the source code and generates a complete set of machine-code instructions before the program is executed. The high-level source program can be erased from the computer memory before the program is run.

Compiled programs execute faster than interpreted ones because the computer does not have to keep referring to the high-level source code to discover which trick it is expected to perform next. Interpreted programs, on the other hand, are generally easier to correct and edit.

These sweeping generalisations overlook the fact that you could spend most of a three-year university course examining the nuances of various computer languages. Nevertheless, our definitions contain the kernel of the difference between interpreters and compilers.

Figure 1 is an outline illustration of the minimum elements necessary for a high-level interpreter. The following functions constitute the core of any interpreter:

- The programmer must be able to write a new set of instructions into the computer to create a source code for a particular applications.
- The interpreter must have a facility for running the program, directing the computer into sequences of machine-code operations by sequentially examining one source-code instruction after another.
- For anything but the most trivial work, an interpreter must be able to offer facilities for permanently storing a source-code program on tape or disc. Having stored the program, it must be able to retrieve it and load the program from cassette tape or disc back into the computer.
- Most programs require editing either to correct faults or to extend the program's application, and a minimum set of commands for modifying the source code is set out in the edit-command table of figure 1. The interpreter should be capable of Deleting or Inserting material in the source-code program; of Appending new material to an existing program; of moving a cursor to different parts of the program so that one of the previous operations may be carried out. One further function is required — a command to Quit editing the stored program, returning control to the main command loop.

Figure 2 illustrates the operation of a high-level interpreter. Imagine that the oval path in the diagram is a race track. Each of the source-code instructions, starting at the beginning of the program, is picked out of the computer memory and taken round the looped track like a baton carried by a runner.

If the instruction matches one of the instructions or reserved words in the machine's repertoire, a sequence of machine-

code operations achieves the effect specified by the high-level instruction. Program control in the computer then returns to pick up the next source-code instruction.

If there is no match between the instruction picked from memory and any one of the list of reserved words in the computer's interpreter, then point E has been reached and it is likely that an error message will be printed, typically

SYNTAX ERROR

There are several subroutines which will be used time and again by different parts of any interpreter. Many of these subroutines move data into the machine from the user and display information in an orderly fashion on the VDU.

As far as possible, the subroutines I shall use in this series are relocatable — which means that the machine-code instructions can be typed in at any place in RAM. I shall also try to ensure that the subroutines leave the 6502 registers in the same state at the end as they were in at the beginning of the routine.

Building a program by writing modules which can be used anywhere without upsetting any adjacent operations will save hours of frustration when you are completing a major, multi-kilobyte exercise. This modular approach is just as valid in Basic as it is in machine-code programming.

List 1 is a simple set of machine-code instructions for a Microtan to clear any information from the screen, leaving it filled with blank spaces.

The Microtan computer uses a memory-mapped VDU which is stored in RAM

locations from 200 Hex to 3FF Hex. Two of the 6502 registers — the accumulator and index X — are used by the subroutine and these are saved on the stack by the instructions in line 500, 501, 502.

The accumulator is then loaded with the ASCII code for a space and register X with the value 00 Hex. The space code 20 Hex is stored at the memory location pointed to by adding X to 200 (507) and then to the location pointed to by 300 + X (50A).

The next instruction decrements X to FF Hex on the first time round the loop and then branches if X is not equal to zero to 507 (50E). The value of A, which is unchanged, is stored at the location pointed to by adding 200 to the new value of X — FF Hex — which equals 2FF Hex.

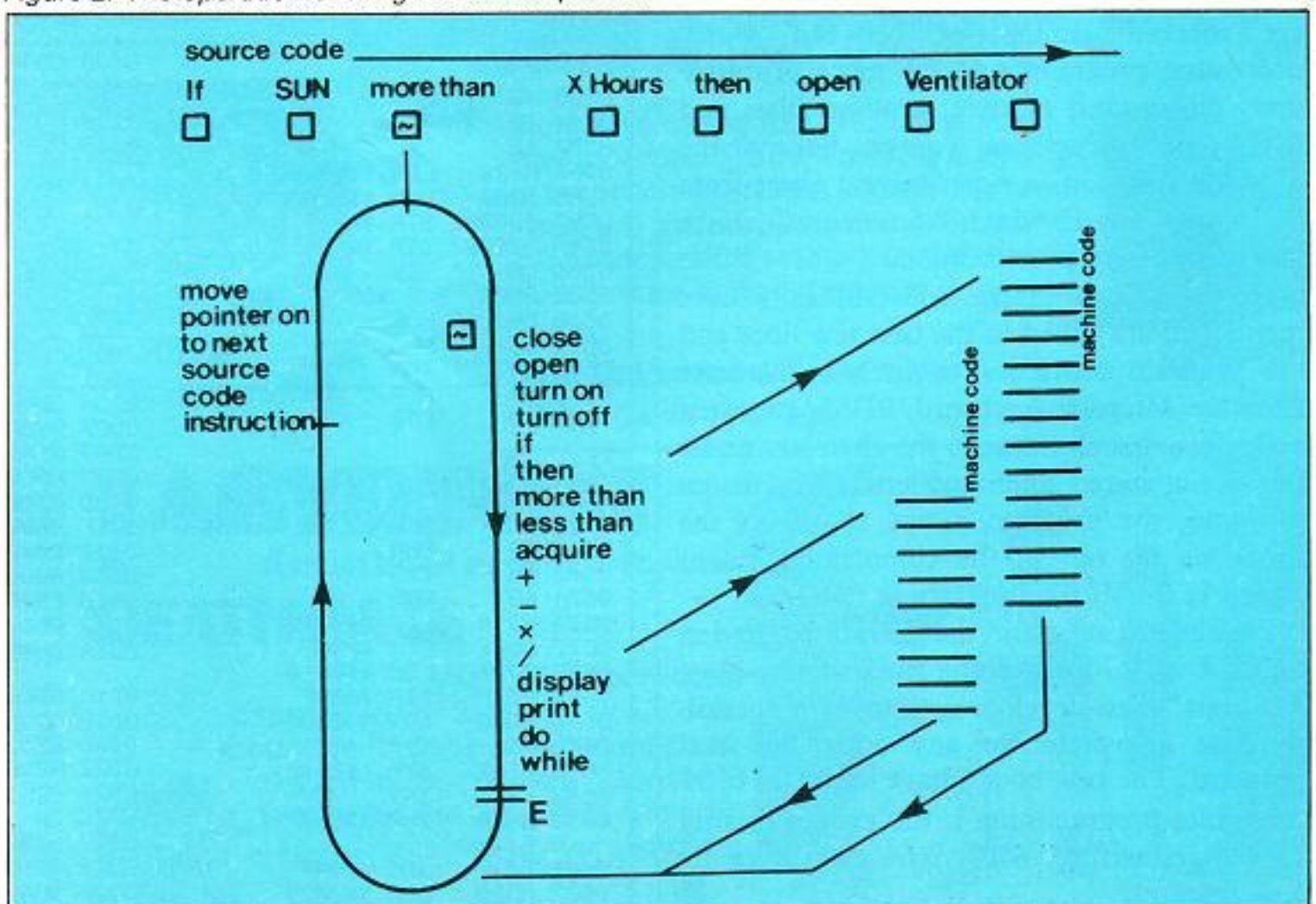
The process is continued until X equals zero when the branch instruction is not carried out and the program continues to restore the index register X and the accumulator to their original values in instructions 511 to 513. The RTS instruction in 514 directs the computer to return from the subroutine to the place in the main program from which it was called originally.

I have covered this tiny subroutine in detail because it performs a useful function in a larger program while being the simplest possible example of a repetitive operation involving a decision by the machine as to whether or not a condition is satisfied.

In figure 1 the top of the diagram illustrating the general structure of an interpreter

(continued on next page)

Figure 2. The operation of a high-level interpreter.



(continued from previous page)

shows the entry point to the command table labelled "Start". The first task an interpreter should perform is to clear the screen and then display a message to tell the user that control has been passed from the system monitor to the high-level language and that the interpreter program is running.

After removing any previous information from the screen, the interpreter could then call up the subroutine set out in figure 3 which will display a message at the top of the Microtan screen.

A flowchart for the operations is set out next to the listing in figure 3. With the aid of the Microtan manual, you should be able to trace through the machine-code instructions, working out the purpose of each and its relationship to the whole.

The address of the line on the screen along which the cursor is located is stored in the zero-page locations 0A Hex and 0B Hex and the position of the cursor along that line is stored in zero-page location 03 Hex. The monitor subroutine at FE75 Hex loads a character into the next sequential position along the VDU line from the CPU register A.

The message to be displayed on the screen is stored in memory locations pointed to by locations 48 and 49 Hex plus the contents of index register Y. For example, the first message put on the screen is stored at 0F00 Hex and locations 48 and 49 contain 00 Hex and 0F Hex — remember that the low-order byte is stored first.

If Y contains 00 Hex when the subroutine is entered, that message will be displayed byte by byte until a null value — 00 Hex — is encountered. The second message in the program from which this is taken is stored at 0F20 Hex and Y must be loaded with 20 Hex before the SR is called.

List 2 is a subroutine to clear a section of memory from 1010 Hex to 2000 Hex. You can use it to set a part of the computer RAM to a known state before a new program or text is written into it.

List 3 is the start of a word-processing program called Asimov I am writing at present. Interpreters need editors, and there are marked similarities between word-processing programs and the more primitive text editors used to alter program lines and insert new instructions. You can tell that the program is still in an experimental phase from the untidy way in which reference values are loaded into zero-page locations.

However, two of the subroutines I have mentioned are called in the first few lines and the program continues to fetch a character from the Microtan keyboard, 0D33, and then seeks for a match between the character and a number of stored command letters. If a match is found, the program jumps to one of the functions set out in the command table of figure 1; if not, the program is re-started.

Finally, you may find the chart illustrated in figure 4 useful for keeping track of zero-page locations when developing your own special-purpose interpreter or any other low-level program. The best book I have found on 6502 assembler programming is the extraordinarily lucid, well-written *6502 Software Design* by Leo Scanlon.

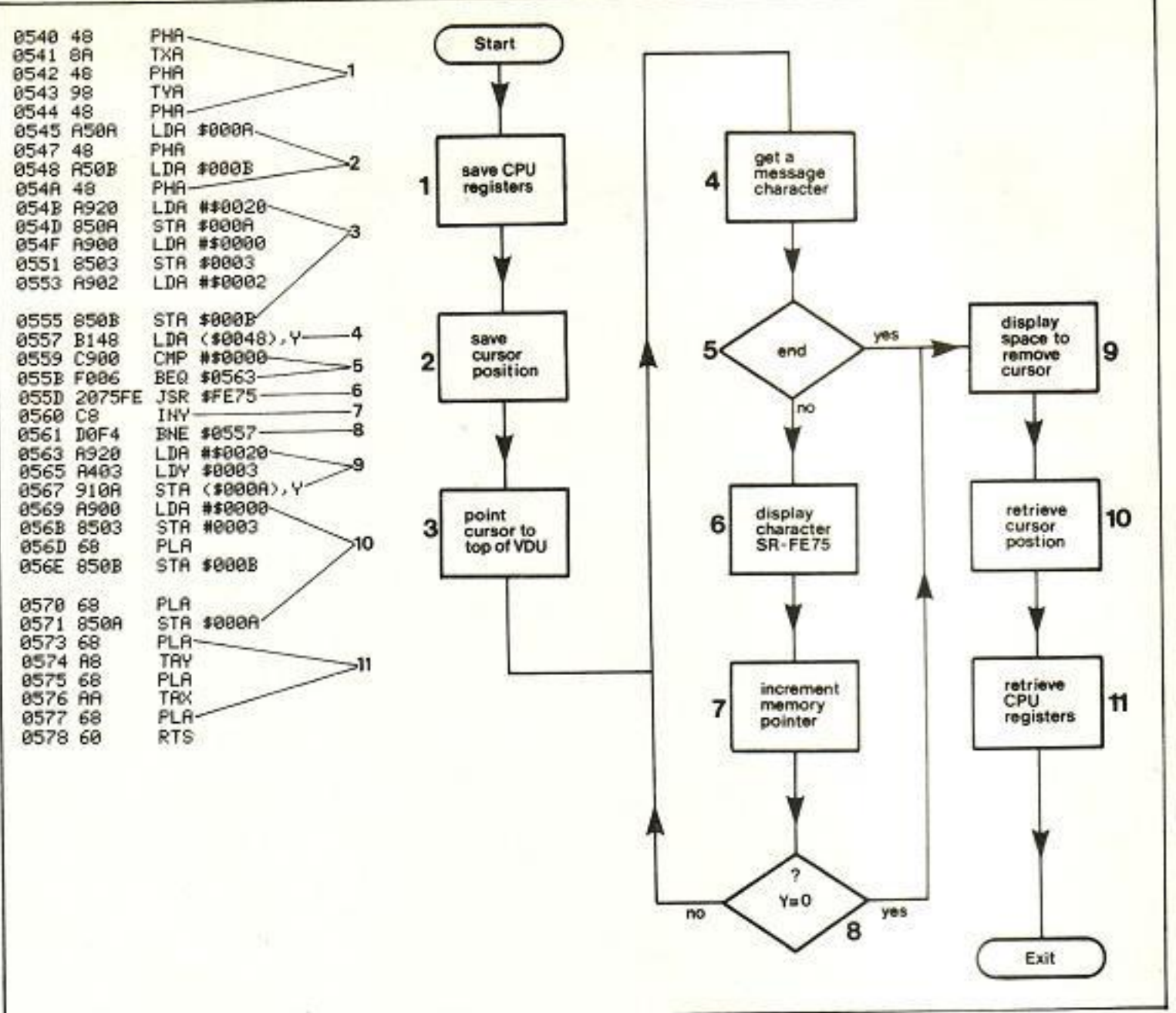


Figure 3. Subroutine to display a message on screen.

Figure 4. Chart for zero-page locations.

6502 Zero page chart													Tanbug			
	0	1	2	3	4	5	6	7	8	9	A	B	C	D	E	F
0	Status	IChar	OChar	VDUcmd	Fast	Interrupt	link	NWI	jump	link	CursL	CursH	Run			
1	Slow	Interrupt	link	HXPQL	HXPQH	pci	pch	pow	sp	x	y	a	MDL	MDH	CPL	CPH
2																
3																
4																
5																
6																
7																
8																
9																
A																
B																
C																
D																
E																
F																

program _____ date _____

Listing 1.

```

0500 48 PHA
0501 8A TXA
0502 48 PHA
0503 A920 LDA #0020
0505 A200 LDX #0000
0507 9D002 STA $0200,X
050A 9D003 STA $0300,X
050D CA DEX
050E D0F7 BNE #0507
0510 EA NOP
0511 68 PLA
0512 AA TAX
0513 68 PLA
0514 60 RTS

```

Listing 2.

```

0670 48 PHA
0671 8A TXA
0672 48 PHA
0673 98 TYA
0674 48 PHA
0675 A910 LDA #0010
0677 854E STA #004E
0679 A910 LDA #0010
067B 854F STA #004F
067D A000 LDY #0000
067F 98 TYA
0680 914E STA ($004E),Y
0682 C8 INY
0683 D0FB BNE #0680
0685 E64F INC #004F
0687 A920 LDA #0020

```

Listing 3.

```

0689 C54F CMP #004F
068A D0F2 BNE #067F
068D 68 PLA
068E A8 TAX
068F 68 PLA
0690 AA TAX
0691 68 PLA
0692 60 RTS
0D2D 8541 STA #0041
0D2F A90E LDA #000E
0D31 854B STA #004B
0D33 20FAD JSR $FDA
0D36 A501 LDA #0001
0D38 C957 CMP #0057
0D3A D003 BNE #0D3F
0D3C 4C5304 JMP #0453
0D3F C945 CMP #0045
0D41 D003 BNE #0D46
0D43 4CE004 JMP #04E0
0D46 C953 CMP #0053
0D48 D003 BNE #0D4D
0D4A 4C000D JMP #0D00
0D4D C952 CMP #0052
0D4F D003 BNE #0D54
0D51 4C000D JMP #0D00
0D54 C950 CMP #0050
0D56 D003 BNE #0D5B
0D58 4C6004 JMP #0460
0D5B C958 CMP #0058
0D5D D003 BNE #0D62
0D5F 4C800D JMP #0D80
0D62 4C000D JMP #0D00
0D65 00 BRK
0D66 00 BRK
0D67 00 BRK
0D68 00 BRK
0D69 00 BRK
0D6A 00 BRK
0D6B 00 BRK
0D6C 00 BRK
0D6D 00 BRK

```

FROM THE PUBLISHERS OF THE BEST SELLING BOOKS FOR THE SINCLAIR COMES:

Not Only But Also..
PROGRAMS FOR THE
SINCLAIR ZX81...IK

Probably the **LARGEST** range of ZX 81 Software in the **WORLD**

Not Only ...does this book contain over 30 fully debugged and exciting programs, every one of which will fit into the basic 1K memory of your Sinclair ZX81 — including programs such as **STAR WARS, LUNAR LANDER, BLACKJACK, MINI ADVENTURE, DRAUGHTS, BREAKOUT.**


But Also

- * Detailed explanation of how these programs were written.
- * Lots of hints on how you can write exciting programs for your ZX81.
- * Numerous space saving techniques — obviously invaluable to the ZX81 owner.
- * **PEEKs** and **POKEs** and all the other 'complicated' functions are clearly explained.
- * **MUCH, MUCH MORE...**



£6.95

£8.95



Understanding Your ZX81 ROM

Plus special section: How to use machine code routines in your BASIC programs. by DR. I. LOGAN.

Dr Logan was the first person to disassemble the Sinclair ZX80 Monitor and was the co-author of the ZX80 COMPANION.

In UNDERSTANDING YOUR ZX81 ROM Dr. Logan illustrates all the facilities of the ZX81 Monitor, how it works and how you can use it in your own programs. A special section shows you how you can squeeze more power into your ZX81, by using machine language and machine language subroutines.

An essential book for those who really want to understand the full working of the SINCLAIR ZX81.

Published by MELBOURNE HOUSE PUBLISHERS LTD.
Send Stamped, self-addressed envelope for FREE catalogue.

THE ESSENTIAL SOFTWARE COMPANY (Visconti Ltd)
47 Brunswick Centre, London W1CN 1AF (01-837 3154)

- Please rush me **NOT ONLY 30 PROGRAMS FOR THE SINCLAIR ZX81 1K**: at £6.95 each
- Please also rush **UNDERSTANDING YOUR ZX81 ROM** by Dr. I. Logan at £8.95

I enclose a cheque/postal order for £..... +50p post and pack.

Name
Address

Access accepted for Mail Order
or phone 01-837 3154


Video Genie TRS 80

Your fighter appears below a convoy of Aliens! If you destroy them another set appears who seem to be slightly cleverer than before! Soon your space station nears but before you can dock the station comes under attack! Survival is up to you! The excitement is just beginning!!

TRS 80 Levels I & II 16K Tape £10
Video Genie 16K Tape £10


Dodge the alien Ramships and fire missiles to destroy them before they get you. The alien Flagship uses his deadly laser bolt to transform a Ramship into another Flagship or into your ship's double. Look out! Destroy your double and you could destroy yourself.

TRS 80 Level I & II 16K Tape £10
Video Genie EG3003 16K Tape £10



COSMIC FIGHTER

WITH SOUND



ATTACK FORCE

WITH SOUND

COMPUTING CAN BE FUN

QUALITY PROGRAMS CHOSEN FOR THEIR SUPERB GRAPHICS AND SMOOTH ACTION

GALAXY INVASION



The newest and most exciting invaders type game yet! Cruel and crafty aliens attack Earth. You are the sole defender. As you fire your laser at the aliens they swoop down and bomb you. Exciting use of graphics! Must be seen.

TRS 80 Level I & II 16K Tape £10
Video Genie 16K Tape £10

Now the amazing ASTEROIDS arcade game for your TRS 80! Your ship is floating in the middle of an asteroid belt! Your only escape is to destroy them and the crafty alien spacecraft! Blast them with your laser, thrust, rotate or hit hyperspace to survive!



TRS 80 Levels I & II 16K Tape £10
Video Genie 16K Tape £10

ASTEROID NOVA

THE ESSENTIAL SOFTWARE COMPANY
(Visconti Ltd.) 01-837 3154
47 Brunswick Centre, London WC1N 1AF

- I have a micro:computer.
- Please send me your software catalogue. I enclose a stamped self addressed envelope.
- Please send me I enclose a cheque/postal order for £..... (plus 50p post & packing)

Signature
Name
Address
Postcode

My ACCESS No is

LABYRINTH & DEATHMAZE

A must for all adventure addicts!

Walk down corridors depicted in full 3-D graphics. Look around to find the objects you need to survive. But beware! Monsters and Incredible Obstacles can lurk round every corner!

NEW!
for TRS 80
LEVEL II 16K

LABYRINTH TAPE £10
DEATHMAZE TAPE £10



ADVENTURES

TEACHING Z80-ASSEMBLER MICRO-CONTROLLER



MENTOR

***£115
& VAT**



- 1 MONITOR or TV output (625 line UHF). PROGRAM, STACK and REGISTER contents visible.
- 2 40-KEY, 3-LEVEL KEYPAD with Z80 ASSEMBLER MNEMONICS and HEX. PROGRAM-EDIT, STEP, RUN etc.
- 3 24 bits of I/O can control external machinery, indicators etc.
- 4 CASSETTE INTERFACE.
- 5 BEEPER gives entry and error feedback.
- 6 LED gives prompt and page number.

MENTOR was designed to fulfil request of Schools Council's Modular Courses in Technology Project for "Microelectronics Teaching Devices" for use in a module which is now being tested in schools in Bromley. Inquiries are invited from Companies and Institutions with commitment to train students in **SYSTEM DESIGN**. **MENTOR** is from the same stable as the **SOFTY** development systems.

*Price is for a SAMPLE UNIT with POWER SUPPLY and TV LEAD. £115 + £17.25 (15% VAT) = £132.25.

DATAMAN DESIGNS,
Lombard House, Dorchester, Dorset DT1 1RX
Dorchester (0305) 68066 (UK sales)
Maiden Newton (0300) 20700 (Export)

CASSETTE ONE

FIRST CASSETTE FOR ZX81

MACHINE CODE	BASIC
REACT	1 CHING
INVADERS	MASTERMIND
PHANTOM ALIENS	BASIC HANGMAN
MAZE OF DEATH	ROBOTS
PLANET LANDER	
BOUNCING LETTERS	
BUG SPLAT	

If you are a new ZX81 owner, you want best value first time. CASSETTE ONE is your ideal first cassette. All the fast action games are in machine code for a level of sophistication beyond the limitations of basic. All these programs need only 1K RAM. The sequence of 11 programs is repeated four times, just in case you have difficulty loading a program. Only quality cassettes are used (TDK, FUJI or SONY).

Send £3.80 to Michael Orwin,
26 Brownlow Road, Willesden, London NW10 9QL

P.S. If it's too late to make it your first cassette, CASSETTE ONE is a very good next cassette...



Diskwise Ltd

25 Fore Street, Callington
Cornwall, PL17 7AD.
Tel: 05793 3780

Devon & Cornwall

Computer enthusiasts look no further

WE STOCK THE FOLLOWING PRODUCTS:

APPLE II 48K	£812
VIDEO GENIE	£325
COMMODORE VIC	£165
EPSOM MX80 F/T	£425
Plus extra for I/F to Pet, TRS80, etc.	
MICRO LINE 80	£350
OLYMPIA SCRIPTA	
DAISYWHEEL quality printers from	£838
TANTEL PRESTEL ADAPTER	£170

... AND LOTS MORE ...
Above prices plus VAT

Paper, Discs, Books, Games and the largest range of **APPLE BUSINESS SOFTWARE** in the South West

Plymouth Shop now open at:
Deptford Place,
North Hill, Plymouth.
Tel: 267000



ZX-81 machine code

THERE ARE various ways of storing machine-code programs on the ZX-81. One method is to lower the address held in RAM-Top and Poke the machine code into the area above this address. Alternatively, you can use an array, or store the machine code in a Rem statement.

The last method is the most useful, since machine code in an array is likely to change its position in memory and can be destroyed by pressing Run. Machine code held above the address stored in RAM-Top cannot be Saved.

The only major problem with storing machine code in a Rem statement is that Listing the program can sometimes cause the machine to crash, but this problem can easily be overcome.

The program shown in listing 1 provides a useful means of entering machine code into a Rem statement. The program has been written to fit on the unexpanded ZX-81, but it can, of course, be used with the 16K RAM fitted. The only constraint is that the program must be less than 251 bytes, but this is a reasonable length for a machine-code program. The program also has facilities for editing the machine code.

To enter the machine-code loading program, first type in line 1 as a Rem statement containing 250 Qs. This should produce seven full lines of Qs plus the first line. Next, enter

```
PRINT PEEK 16511
```

as a direct command to give the length of the line. This should equal 252; if it does not, edit the line and add or delete Qs as required.

Line 1 will ultimately be used to hold the machine-code program. It is best to enter line 1 in the Fast mode since in Slow, the computer takes a while to re-write the line when the final Qs are being entered.

After entering line 1, it is best to enter lines 10 to 90 since after line 5 has been entered, lines 10 and upwards will have to be listed separately because line 5 contains a Newline character. After entering line 90 and checking that everything is correct, type in line 5.

The commas are only to help distinguish

Programs in machine code run faster than equivalent Basic programs and need less storage space. Brendan Clancy explains how you can store machine code from your ZX-81 and describes an entertaining game.

between keywords and other letters, and the line should not contain any commas or spaces apart from the spaces put in automatically around the keywords. To enter a keyword in the Rem statement, type

```
THEN
```

followed by the key with the required keyword. Then go back one, delete the Then and move the cursor to the right-hand side of the keyword.

After entering line five, Poke the following values as direct commands:

```
POKE 16771 , 123
POKE 16776 , 169
POKE 16782 , 118
POKE 16785 , 128
POKE 16787 , 167
POKE 16789 , 82
POKE 16791 , 127
POKE 16795 , 195
POKE 16796 , 3
POKE 16797 , 4
```

After entering the program, press Run followed by Newline. The string-input prompt should appear in the corner of the screen. To enter a machine-code program, enter each byte separately in decimal form. It is useful to remember that negative numbers will be converted into twos-complement form automatically when Poked. For example, -5 becomes 251. The program checks for numbers greater than 255 and asks for the byte to be re-input.

As well as Poking the machine code into the Rem statement, the program also performs certain other functions. If you enter an incorrect value by mistake, input "J" instead of a number. The next number entered will then replace the erroneous value.

Pressing "L" followed by Newline will

produce the prompt for a numerical input. If you then enter the value of an address in your machine-code program, the computer will list the program from that point, giving the addresses in the left-hand column and the values in decimal of the corresponding bytes in the right-hand one. To stop the listing, press Break.

After listing the machine-code program in this way, it is not possible to continue entering machine code from the point at which you stopped, since — due to restrictions on the amount of memory available — the same variable is used to hold the address when listing and inputting data. To return to the address at which you stopped, or to change the current address for any other reason, stop the program using Break and then enter

```
LET A = (new address)
```

as a direct command, and then enter

```
GOTO 15
```

followed by Newline. You can then continue to enter the machine code from the address of the value you gave to A.

A problem often found when using a Rem statement to hold machine code is how many bytes to reserve in it. Making the statement too long is wasteful of memory since it can be difficult to edit long lines of machine code to remove the excess bytes, and making it too short will obviously lead to running out of memory.

The last function offered by the loading program provides a solution to the problem, and also to the problem of how to dispense with the loading program once the machine code has been loaded.

Typing Del followed by Newline in response to the input prompt will destroy the loading program and also search to find where the machine code ends in line 1. It then removes all the excess Qs, leaving only line 1 as a Rem statement containing your machine code.

Removing Qs will, of course, alter the length of the line, so the value for the new length of the line is then loaded into location 16511. Finally a Newline character is placed at the end of the line.

All of this is achieved by the machine-code program held in line two, which is listed here. If you Run the loading program, enter "L" and then input 16770 as the address, the computer should list the values given on the right-hand side of the listing:

```
LD HL , 16763      33 , 123 , 65
LD A , 54          62 , 54
CPD                237 , 169
JR Z 250           40 , 250
INC HL             35
INC HL             35
```

(continued on next page)

Listing 1. Program to enter machine code into a Rem statement.

```
1  SEE TEXT
2  REM 5 , X , INKEY$ , Y , Q , GOSUB , X , C , IF , 7 , 7 , Q
   X , FAST , > , X , RND , X , GOSUB , X , 6 , X , RND , LPRINT
   7 , X , X , X

10 LET A = 16514
15 INPUT A$
20 IF A$ = "DEL" THEN PRINT USR 16770
25 IF A$ = "L" THEN GOTO 55
30 IF A$ = "J" THEN LET A = A - 1
35 IF A$ = "J" THEN GOTO 15
40 IF VAL A$ > 255 THEN GOTO 15
45 POKE A , VAL A$
50 GOTO 70
55 PRINT "ADDRESS?"
60 INPUT A
65 CLS
70 PRINT AT 16 , 0 ; A ; "=" ; PEEK A
75 LET A = A + 1
80 SCROLL
85 IF A$ = "L" THEN GOTO 70
90 GOTO 15
```


CHROMASONIC electronics


DEPT Y.C., 48 JUNCTION ROAD, ARCHWAY, LONDON N19 5RD

100 yds FROM ARCHWAY STATION & 9 BUS ROUTES

TELEPHONE 01-263 9493 263 9495

YOUR SOUNDEST CONNECTION IN THE WORLD OF COMPUTERS

PET



4016 16K RAM
4032 32K RAM
4040 Dual Drive Disk

The new PET printer.
4022 80 column tracks feed.
3023 80 column friction feed.
C2N Cassette Unit.

For the business man we stock the 8000 range inc. 8032 and 8050 with daisy wheel printers coming soon.

phone for prices

32K SYSTEMS AVAILABLE FROM ONLY £1,499

UK101

UK 101 Kit inc 8K memory £125
Ready Built inc 8K memory £175
Complete in case £199
4K Expansion 8 x 2114 £10
Memory Expansion Kit

DOWN IN PRICE

Printer Interface £2.50
Sound generator plus
PIO kit £29.95
Cases £19.95

NEW * NEW * NEW

Chromasonic Sound Kit £24.50
Colour Kit £69.95
P10 and Eprom programmer kit only £24.50
Inc. Demo Tape & Full Documentation. Send for details

VIDEO GENIE



Utilises Z80, 12K level II Basic, Integral Cassette Deck, UHF O/P, 16K RAM, all TRS80 features. Simply plugs into monitor or UHF TV. With V.U. Meter. Now with lower case as standard.

£279 EG3003

PARALLEL PRINTER INTERFACE INC. CABLE £33.00
CHROMASONICS PROGRAMMABLE SOUND KIT £24.94
SOUND KIT (FITTING EXTRA) £7.00
LOWER CASE KIT (FITTING EXTRA) £27.50
COLOUR KIT (FITTING EXTRA) £34.95
EXPANSION BOX WITH/WITHOUT RS232 £215/ 185
16K/32K RAM CARD £94/ 129
NEW GENIE II NOW AVAILABLE £299.00

APPLE

APPLE II PLUS



48K Machines £595
Disk Drive without Controller £289
Colour Card £69
Graphics Tablet £425
Silent type printer £199
48K system available for £1,785

PRINTERS



EPSON MX80 £359
Dot-matrix printer with Pet graphics interface. Centronics parallel and serial. Pet and Apple compatible. True bidirectional, 80 cps.

EPSON MX80 FT/ 1 £399
Dual single sheet friction and tractor, 9 wire head, true descenders.

INTERFACES AND CABLES
for Apple II, Pet, TRS80, RS232, UK101, Sharp Superboard all available.

EPSON MX80 FT/ 2 £440
An FT/1 with high resolution graphics.

EPSON MX100 £570
Friction and tractor feed, high resolution graphics, wide carriage 15 1/2 inches.

SEIKOSHA GP80A £199
Dot matrix 5 x 7, 80 columns 30 cps. graphics, double width characters.

MONITORS

GREEN MONITOR 9" £98.00
MONI 9" (illust) B&W £79.95
Hitachi professional monitors
9" Black & White £99.95
12" Black & White £149.00



VIC 20

Colours

24 total, 8 for characters, 8 for border, 16 for screen mixed as you wish. Basic colours on program keys are black, white, red, blue, light blue, green, yellow, and purple.

Sound

3 Tone Generator for music
"White Noise" Generator for language and sound effects.
Each Generator gives 3 octaves.
Reproduction is through TV speaker.

Character/ Line Display

22 Characters by 23 lines
64 ASCII characters, pet-type graphics character set.

Keyboard

DIN typewriter keyboard with 8 program mable function possibilities via 4 special function keys. Colours are directly addressable from the keyboard.

Peripherals/ Accessories

VIC Datasheet with special interface to guarantee high reliability read/write quality (PET / CBM compatible).

PRICE ONLY £165
CASSETTE DECK with 6 free programmes
ONLY £34.75

Send for list of VIC-20 peripherals



TANTEL

PRESTEL BY TANTEL

COMMUNICATION AT YOUR FINGER TIPS FOR BUSINESS & HOME. UP TO DATE INFO

180,000 pages of information on Travel, News, Investment, Holidays, Hotels Etc., Etc.

only £159

TANTEL IS POST OFFICE APPROVED. SEND FOR DETAILS.
DEMONSTRATION AVAILABLE AT OUR SHOWROOM


ALL ITEMS CARRY A ONE YEAR GUARANTEE



Please add VAT 15% to all prices. Postage on computers, printers and cassette decks charged at cost, all other items P&P 30p. Place your order using your Access or Barclaycard (Min. tel order £5). Trade and export enquiries welcome.



ADD A PROFESSIONAL KEYBOARD TO YOUR ZX 81



- No de-soldering necessary — just plug in.
- Full travel keyboard as used by international computer and terminal manufacturers.

£28.95
including VAT
post & packing

"All-you-need" easy to assemble kit comprises:

One piece 47 key keyboard module fitted but not soldered to double-sided printed circuit board; connectors; simple plug-in flexible cables; screws, mounting feet and legends. Two-part keycaps with buttons pre-assembled on keyboard and clear protective clip-on caps for fitting after legends have been positioned. Comprehensive assembly instructions supplied with each kit. Allow 28 days for delivery.

Please send keyboard kit(s) @ £28.95 each, cheque or postal order made payable to: **JK COMPUTER KEYBOARDS (dept.)** YC Nov. Glendale Park, Fernbank Road, Ascot, Berkshire. Please ensure your name and address are clearly stated

ARE YOU THE MASTER? FOR THE ZX81 PET WIN £50



RUBIK CUBE SOLVER £6.00
SOLVES RUBIK'S CUBE FROM ANY STARTING POSITION, DISPLAYING STEP BY STEP SOLUTION TO THE SCREEN.

RUBIK CUBE SIMULATOR £5.00
THIS STRING DRIVEN SIMULATOR USES COMMANDS SUCH AS "F/D2/R/L/U" (EXPLAINED FULLY IN THE ACCOMPANYING BOOKLET) TO HELP YOU FIND THE INDIVIDUAL KEY MOVES THAT BUILD INTO A FULL SOLUTION. REMEMBERING EVERY MOVE MADE, THE SIMULATOR EVEN LETS YOU RETRACE YOUR STEPS IF YOU CHANGE YOUR MIND!

RUBIK CUBE SOLVER/ SIMULATOR £7.50
COMBINES THE ABOVE TWO PROGRAMS.


WIN £50
The real art of solving Rubik's cube is not in how fast you can remember sequences of moves or twiddle your fingers!! We are offering £50 for the shortest solution we receive to the given position (in the event of a tie one name will be drawn from the winners). All you have to do to enter is order one of the above programs. UK101 users with new monitors and 8K or more RAM may enter by ordering the simulator only. Full details will be sent with your order and all solutions received before December 31st 1981 will be valid.

ALL PRICES INCLUDE VAT AND P&P. EACH PROGRAM IS SENT WITH BOOKLET OF INSTRUCTIONS AND CAN BE ORDERED FROM . . .

OASIS SOFTWARE
LOWER NORTH STREET
CHEDDAR, SOMERSET

World's most versatile

BASIC pocket computer
CASIO FX-702P



(RRP £134.95)
ONLY £119.95

High speed computer using BASIC language, with program/data storage on cassette tape via optional FA-2 adaptor.
AVAILABLE SOON: Plug-in ROM program modules and FP-10 Mini Printer for program/data printout.
LCD dot matrix scrolling display. Input can be varied from 1680 program steps, with 26 independent memories, to 80 program steps with 226 memories, all protected (non volatile). Up to 10 programs (PO to P9) can be stored.
Subroutines: 10 levels. FOR NEXT looping, 8 levels.
Debugging by tracing. Editing by moving cursor.
55 built in functions including **Regression Analysis and Correlation Coefficient**-all usable in programs. Program/data storage on cassette tape. Two lithium batteries give approximately 200 hours continuous use, with Auto Power Off after 6 mins disuse.
Dimensions: 17 x 165 x 82mm (5/8 x 6 1/2 x 3 1/4"). Weight 180g (6.3oz).

FX-602P Advanced programmable. Up to 512 steps **£74.95**
***** NEW *** FX-3600P** 38 program steps **£22.95**



alarm chronograph watch
CASIO AX-210
10 alternative displays
Over 60 useful functions
ANALOGUE display of time plus:
• Digital time display, 12 or 24 hour system.
• Digital date, month and year, plus day flag.
• Full month calendar display, current month.
• Full month calendar display, next month.
Auto calendar pre-programmed to the year 2029.
Dual time modes
• ANALOGUE display of local time, plus digital second time zone, 12 or 24 hour system.
Alarm mode
• ANALOGUE time with "Alarm Set" digital time, 24 hour system. AM/PM and "alarm on" indicators. Buzzer for 20 seconds, or select "Dixieland", "Greensleeves" or "My Darling Clementine".
Hourly time signal
"Big Ben" chimes at noon. Easily switched on or off.
(RRP £34.95)
ONLY £29.95

Countdown alarm timer mode
• Amazing ANALOGUE display, plus digital countdown. Normal and net times from 1 to 60 minutes with automatic retrieval of pre entered time.
Stopwatch mode
• ANALOGUE countup, with digital timing of net, lap and first and second place times from 1/100 sec to 1 hour. Confirmation signal.
Easy setting of times and alarm with forward and backward stepping and rapid run facility. Dimensions: 9.25 x 35 x 36mm approx. Mineral glass. Long life lithium battery. Accuracy +/- 15 seconds/month.
SHORT FORM CATALOGUE ON REQUEST. 14p stamp appreciated
Delivery normally by return of post. Prices include VAT and P&P. Send your cheque, P.O. or phone your ACCESS or BARCLAYCARD number to:

THE LEADING U.K. SPECIALISTS
Dept. P.C.
164/167 East Road, Cambridge, CB1 1DB.
Telephone: 0223 312866.

TEMPUS

FINGERTIPS

Fingertips is our regular calculator column covering calculator news, programming hints and examples of unusual applications. The column is written and compiled by calculator enthusiast David Pringle who is glad to hear of any of your ideas. *Your Computer* pays £6 for each of your contributions published.

How DOES a calculator generate all those standard functions, such as square roots and sines, which we all take very much for granted? A look-up table similar to the antediluvian log book would require vast data storage on a scale hardly compatible with the size of the universe, never mind a pocket.

As I hinted last month, the calculator is micro-programmed with algorithms which generate these functions from simple operations such as addition, subtraction and register shifting — see Jargon. The algorithms are chosen for their conciseness, accuracy and speed in handling the binary-coded decimal (BCD) arithmetic.

There is, of course, no definitive solution and so it is not surprising to find different algorithms implemented on different machines. For instance, look at the maximum angle for which trigonometric functions are evaluated on the following calculator:

CASIO 602P $\theta < 1440^\circ$
TI 58C $\theta < 3.6 \times 10^{14}^\circ$
HP41-C $\theta < 10^{100}$

I would like to show you one in-depth example of how the Hewlett-Packard evaluates its trigonometric functions. For program compactness, the tangent function, $\tan\theta$, is always generated first and, if required, $\sin\theta$ or $\cos\theta$ are subsequently derived using the formulae:

$$\sin\theta = \frac{\pm \tan\theta}{\sqrt{1 + \tan^2\theta}}$$

$$\cos\theta = \frac{\pm \cot\theta}{\sqrt{1 + \cot^2\theta}}$$

Where

$$\cot\theta = \frac{1}{\tan\theta}$$

Note how the form of the two equations is identical and so obvious

Figure 1.

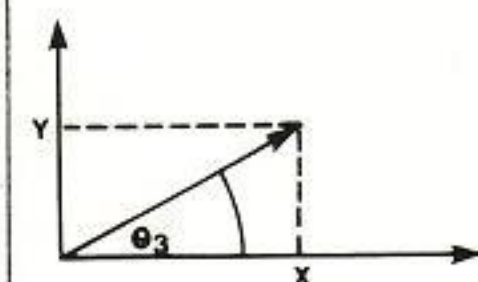
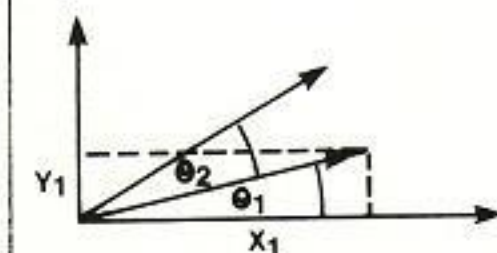


Figure 2.



the need for separate subroutines. All calculations are performed in radians, requiring angles input in degrees to be multiplied by $\pi/180$. The first problem is to scale angles so that they lie in the first four quadrants — 0 to 2π radians.

This is performed for positive angles by subtracting multiples of 2π radians until the next operation gives a negative result. Remember that

$$\sin(\theta - 2\pi) = \sin(\theta).$$

Such a method will lead to rounding errors for large angles because the value of θ is only stored internally to 12 decimal places. For instance $\sin 1080^\circ$ should be exactly equal to 0. Is this true for your calculator?

The heart of the technique lies in dividing the required angle into easily handled portions. Consider the angle θ_3 as represented by the vector with co-ordinates (X,Y) in figure 1.

This may be formed by two successive rotations of the vector through angles

θ_1 and θ_2

if

$$\theta_1 + \theta_2 = \theta_3$$

See figure 2.

We can relate the final and intermediate co-ordinates by the form:

$$X = X_1 \cos\theta_2 - Y_1 \sin\theta_2 \quad (1)$$

$$Y = Y_1 \cos\theta_2 + X_1 \sin\theta_2$$

It follows that:

$$\frac{Y}{X} = \tan(\theta_1 + \theta_2) = \tan\theta_3$$

$$\frac{Y_1 + X_1 \tan\theta_2}{X_1 - Y_1 \tan\theta_2} \quad (2)$$

Simply by recognising that it is possible to extend this argument and build a large angle from numerous smaller ones, we see that a tangent may be expressed as a product involving the tangents of the composite angles.

The sleight of hand involves using composite angles whose tangents are simple powers of 10. Any angle may be expressed in a register of four-bit digits in the form

$$\theta = A B C D \dots$$

where

$$\theta = A \tan^{-1}(1) + B \tan^{-1}(0.1) + C \tan^{-1}(0.01) + \dots + r$$

$$\tan^{-1}(1) = 45^\circ$$

$$\tan^{-1}(0.1) = 5.7106^\circ$$

r = remainder

For instance 73.42° would be stored as 1497. Thus to generate X and Y by repeatedly applying the se-

cond equation, we need only add, subtract or register shift given the initial values X_1 and Y_1 .

So, the Hewlett-Packard algorithm starts by dividing the required angle into a sum of smaller angles whose values are stored on ROM. All that is then needed is the initial seed X_1 and Y_1 of the second equation. The remainder r will be a small angle for which $\tan\theta = \theta$ is a good approximation — this is why we use radians.

Thus, to good accuracy, the initial Y_1 can be set to the residual angle and the initial X_1 set to 1.

The second equation is then repeatedly applied to generate a final X and Y co-ordinate. If $\tan\theta$ is required, the quotient Y/X is calculated and displayed. $\sin\theta$ and $\cos\theta$ follow simply from the routines mentioned earlier. If you think you have a better way, I am sure Hewlett-Packard would love to hear from you.

All linguists will be glad to know that I had to swallow my Poisson evaluation challenge hook, line and sinker. As you may remember this entailed evaluating the sum

$$\sum_{X=0}^{110} \frac{(229)^X e^{-229}}{X!}$$

in less than 22 seconds.

No Hewlett-Packard or Texas Instruments owner was game enough to write to *Your Computer*, but I had not banked on Casio releasing a new calculator in an attempt to disrupt the competition. The previously-published program will run on the slick 602-P in considerably less than 20 seconds. To add insult to injury, Londoner John Matzak, wrote the following piece which requires a mere 5.5 seconds.

01	110	09	MR 01
02	Min 00	10	+
03	229	11	MR 00
04	Min 01	12	=
05	Ln	13	Min 02
06	x	14	MR 00
07	MR 00	15	x
08	-	16	2

17	x	37	Ln
18	=	38	M- 02
19	=	39	MR 02
20	√	40	e ^x
21	Ln	41	Min 02
22	M- 02	42	Min F
23	MR 00	43	LBL 0
24	Ln	44	X↔M02
25	x	45	x
26	MR 00	46	MR 00
27	=	47	DSZ
28	M- 02	48	÷
29	1	49	MR 01
30	+	50	=
31	1	51	M+ 02
32	÷	52	X↔M02
33	12	53	x=F
34	÷	54	HLT
35	MR 00	55	Min F
36	=	56	GOTO 0

Remember that one problem in deriving the algorithm was in handling products greater than 69! Ray Wilkes of Shipley has written to *Your Computer* showing an interesting way of generating factorials whose values lie well in excess of 10^{100} .

Recall that

$$X! = X(X-1)(X-2) \dots 1$$

and so

$$\log X! = \sum_{n=1}^X \log n$$

Ray Wilkes' program evaluates $\log X!$, which is much smaller than $X!$, through this summation. The value of $X!$ is then

$$(\text{Fractional Part of } \log X!) \times 10$$

$$(\text{Integral Part } \log X!)$$

Why? well:

$$\log(A \times 10^B) = B + \log A.$$

The number of ways of selecting R objects from a set of N objects is denoted by $P(N,R)$ and equals $N!/(N-R)!$ permutations.

If there is no regard for the
(continued on next page)

JARGON

Register shifting

Remember that a register is a segment of memory which in a calculator normally contains seven or eight bytes of binary information. A shift register is one in which bits are synchronously shifted *en masse* through a series of memory cells under the command of a common signal. If, for instance, your machine is asked to add 28.24 and 57.3, the first operation it must perform is to shift each digit of the larger number, including the decimal point, one place to the left. The shifted number is then 57.30. The decimal places now line up and so addition may take place. The

shifting in the case of the trigonometric evaluation is slightly different. Here we want to move each digit, except the decimal point, by X positions to the left or right. This corresponds to multiplication by 10^X for leftward movements and 10^{-X} for rightward.

Digit

By Digit, I mean group of bits corresponding to one decimal digit or number between 0 and 9.

Concatenation

Usually applied to describe the linking together of two or more character expressions.

FINGERTIPS

(continued from previous page)
ordering of the R objects, we have a combination C(?) equalling

NI/RI(N-R)I.

```

01 R/S
02 STO 5
03 SBR 3
04 STO 1
05 STO 2
06 R/S
07 INV SUM 5
08 SBR 3
09 INV SUM 1
10 RCL 5
11 SBR 3
12 INV SUM 1
13 INV SUM 2
14 R/S
15 2nd LBL 1
16 RCL 1
17 GTO 6
18 2nd LBL 2
19 RCL 2
20 GTO 6
21 2nd LBL 0
22 2nd INV ct
23 RST
24 2nd LBL 3
25 2nd x=t
26 GTO 5
27 STO 0
28 2nd LBL 4
29 RCL 0
30 2nd LOG X
31 +
32 2nd DSZ
33 GTO 4
34 0
35 =
36 INV SBR
37 2nd LBL 5
38 0
39 INV SBR
40 2nd LBL 6
41 R/S
42 2nd INV INT
43 2nd INV LOGX
44 R/S
    
```

To clear and re-set registers SBR 0:
Enter n R/S; Enter r R/S

For C(?) press SBR 1

For P(?) press SBR 2

For n only press SBR 3 then SBR 6

To calculate 1000:

Enter 1000 SBR 3 SBR 6

2567.6046 displayed

Note 2567 Press R/S

4.02355 displayed

Therefore $1000 = 4.02355 \times 10^{2567}$

I briefly mentioned earlier that Casio have brought out a new calculator, the 602-P.

At first sight the Casio 602-P looks identical to one of the 500 series machines, but the 602-P can hold a maximum of 512 lines of program — twice that of its cousin, the 502-P.

A new and most welcome innovation, in keeping with other top-range calculators, has been to introduce a user-defined data- and program-memory partition.

The input capacity ranges from 32 program steps and 88 data memories to 512 steps and 22 memories. Each memory will cost you eight program steps. Instructions involving any but the first 22 memories, e.g., MR 45, now occupy two program lines instead of one. This also applies to the only new numeric function INV

RND FIX which will round a number to a specified value of decimal places. It will have no effect on numbers like 10.327×10^{30} .

Incidentally, Casio has omitted the old NOP dummy function which I never used anyway. What really differentiates this calculator from its predecessors is its alpha-numeric ability. Although this lends nothing to the computing power of the machine, it greatly increases its utility.

No longer those dreary attempts to decipher the meaning of program line FF-05. Not only can you see your present line in its full glory, but the preceding line or lines if they will fit into the additional free display space. This makes program editing and writing a pleasure.

Extra display characters as well as the choice of upper and lower case almost let the user become grammatical. To sustain these characters Casio has produced a rectangular, dot-matrix, liquid-crystal display which I found disarming at first but have grown to like.

There is no separate alpha-numeric display register. The X-register doubles up for both numeric and character display with an Alpha annunciator present when Alpha mode is accessed by

INV "ALPHA".

There is, however, a register which stores the last alpha-numeric display before returning to Normal or numeric mode. This may be accessed on the next return to Alpha mode by the command

(INV ;)

and may be concatenated with this character expression.

It is possible, if wished, to give any program a four-character password which must be entered before that program can be accessed. I really cannot see why Casio has done this especially as forgetting the password means scrapping the program. I carry no state secrets on my calculator.

The handbook and program listings are, as usual, very useful. I especially recommend the extended pictorial information on subroutines and looping. Occasionally, though, the abysmal standard of English obscures the meaning of sentences. For instance:

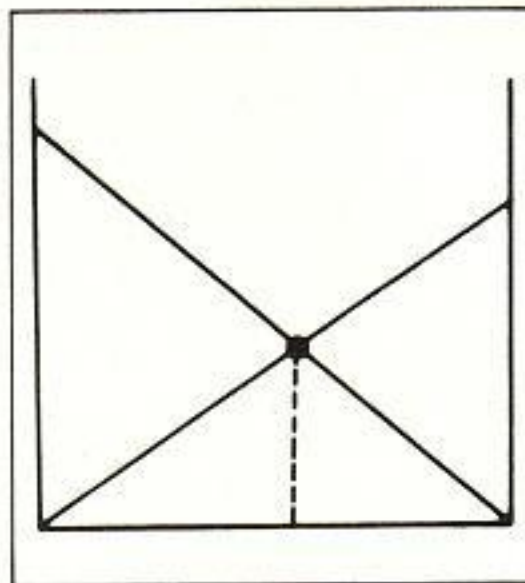
All characters between these two signs, " " and " ", will be alphabetical comments, regardless of any numerals or calculating signs, even there, merely remaining displayed as they are, and nothing being affecting the calculation.

Not a very good advert for Casio's English-Japanese translating machine.

Minor quibbles aside, the 602-P and its half-capacity brother, the 601-P, represent a great addition to the calculator inventory. I hear through the grapevine that Casio will be launching yet another range soon. The FX-702P, already available in the U.S., is a Basic-programmable machine and will provide the first challenge to the Sharp PC-1211. Its memory will hold 1,600 program

steps while storing 26 Basic variables. Built-in interfaces for a printer, tape recorder and pre-programmed ROM will eventually make it a powerful system.

To make up for the lack of a competition in last month's issue, here is a brain-teaser posed by D J Davies of Troon. Consider two ladders resting against opposite perpendicular walls as shown below. The large ladder is



30ft. tall, the small, 20ft. Their point of intersection is 10ft. above the ground. The neatest program to evaluate the distance between the walls to four decimal places will win £5. You may well find it not as easy as it looks.

Now let us turn to readers' programs. First, something for the 602-P. The following program allows the user to add numbers without using the + key or a program Execute command.

```

LBL
MR F
LBL I
INV PAUSE
INV X=F
GOTO I
M+F
GOTO O
    
```

Actually, this will run on any of the 500/600 series machine and presumably any other with a Pause command. It was from Leon Goodfriend of Cardiff who also gives a biorythm calculation.

After requesting your age in days the calculator displays your biorythms in the order physical, emotional and intellectual. A special feature is the trend indicator: a + sign after your biorythm — which is calculated on the scale +1, best and -1 worst — indicates that you are moving upwards in the cycle while a - sign indicates that you are on a downward trend.

```

01 MODE 4
02 "
03 A
04 G
05 E
06 INV SPACE
07 -
08 INV SPACE
09 d
10 a
11 y
12 s
13 ?
14 "
15 HLT
16 MIN 00
17 2
18 3
19 MIN 01
20 LBL 1
21 MR00
22 +
23 MR 01
24 =
25 Inv FRAC
26 MIN 02
27 MIN 03
28 MR01
29 INV 1/X
30 M+ 03
31 3
32 6
33 0
34 X
35 X
36 MR 03
    
```

```

37 =
38 SIN
39 MIN F
40 MR 02
41 =
42 SIN
43 INV RND
44 FIX 2
45 =
46 #
47 "
48 INV X>F
49 GOTO 2
50 "
51 INV;
52 +
53 "
54 GOTO 3
55 LBL 2
56 "
57 INV;
58 -
59 "
60 LBL 3
61 HLT
62 5
63 M+ 01
64 GOTO 1
    
```

Bernard Denchfield has a flight-simulator program for his Sinclair Cambridge Programmable.

The program is based on a Boeing 737 aircraft making an instrument-landing-system approach on a 3° glide-path.

The aircraft starts at a range of 10 nautical miles from the threshold of the runway. The height, between 2,000 and 4,000ft., and speed, between 160 and 210 knots, are selected at the beginning of the game by the player. The object of the game is to secure a safe landing by crossing the threshold at a height of 0-100ft. and a speed between 120 and 140 knots.

This is achieved by selecting your descent rate, at each stage and also the thrust-setting value and the distance you wish to travel under those conditions. If at any time during the game, the aircraft's speed drops below 100 knots the aircraft has stalled and crashed. Similarly, if a negative height is achieved the aircraft has also crashed.

```

18 stop 00 x
19 ) 01 stop
20 sto 02 +
21 = 03 #
22 + 04 5
23 stop 05 0
24 = 06 -
25 stop 07 #
26 - 08 3
27 < 09 0
28 stop 10 x
29 x 11 <
30 rol 12 stop
31 ) 13 x
32 v 14 #
33 goto 15 6
34 0 16 0
35 0 17 +
    
```

Descent rate: between 50 and 2000 ft./min

Thrust-setting value:

```

1 idle
2 10,000rpm
20 13,000rpm
40 50,000rpm (max)
or any other value between 1
and 40 may be used.
    
```

Distance: 1 or nautical miles at a time is recommended.

To execute: enter descent rate, run, enter thrust-setting value, run, enter distance, run, enter present speed, run, enter present speed again and run. New speed will be displayed. Then enter present height, run, enter descent rate again, run and then new height will be displayed. Finally enter, **▲▼▲▼** goto 00 and C/CE. **■**

COMPUTACALC ZX

Financial Planning for the ZX81 16K

The screen acts as a window on an "electronic worksheet" consisting of a grid of rows and columns of headings, numbers or formulas. Move the cursor up, down or sideways to the desired row and column then enter, say, a new figure and everything on the worksheet dependent on it changes automatically.

Ideal for solving "what if" problems at work or home. Features include selectable format, "slow" mode for smooth scrolling across grid, single key cursor and grid control, capacity for over 2000 numbers (should you ever need that many!), very fast computation of results, ability to work with ZX printer, and operational procedure designed for convenience and speed in use.

This powerful piece of software brings the capabilities of the ZX81 into line with much more expensive computers. Computacalc will quickly become the most used program in your library as it takes over from pen, paper and calculator in aiding everyday financial decisions.

For cassette and full documentation send cheque or P.O. for £7.95 to: **Silicon Tricks, 2-4 Chichester Rents, Chancery Lane, London WC2.**

*Silicon
Tricks*



THE ZX81 POCKET BOOK

Also suitable for ZX80 with 8K ROM

- **ADVENTURE**
- City of Alzan
- Create your own
- **TUNNELS & TROLLS**
- **BUCKET CATCHING**
- **JAWS**
- **BECOME AN ARTIST**
- **PRO-AM GOLF**
- **PUTTER**
- **ETCH-A-SKETCH**
- **FRUIT MACHINE**
With hold
- **DIGITAL CLOCK**
- **DICE ROLLING**
plus 20 others

110 PAGE
BOOK

5.95 ★

CASSETTE
& BOOK

10.00 ★

* require 16K RAM

PLUS Hints & tips on programming
Reference Sections

The ZX80 Pocket Book still available, prices as above.


NOT ONLY.... FLOWCHARTING TEMPLATES



ICL template £1.20

CES template £0.75

BUT ALSO.... BOOKS ABOUT COMPUTERS



- * Programming
- * How computers work
- * How they are used
- * New technology
- * Computer history

Book 1 £4.50 Book 2 £4.50 Book 3 £4.50

The Computer Studies series is the most widely used range of books of its kind.

Prices include p&p and VAT
Cheques/PO payable to ICL-CES.
Full list of publications available.

ICL CES education in schools
ICL-CES
60 Portman Rd
Reading
RG3 1NR

ATOM BUSINESS

Suitable for the expanded Atom with floating point ROM

Each section contains:

- Management Summary
- Operating Instructions
- Program notes
- Source listing

ADDLIST
LABEL PRODUCTION
LEASE OR BUY DCF
METRIC CONVERSION
STANDARD
DEVIATION
BUDGET FACTORING

SALES GRAPH
SALES RECORDS
NOMINAL LEDGER
QUEUEING
SIMULATION
EXPENSE CLAIMS

110 Page
Book

6.95 ★

Cassette
& Book

15.57 ★

PHIPPS ASSOCIATES

3 DOWNS AVENUE EPSOM Surrey KT18 5HG
Tel: Epsom (03727) 21215 quoting your credit
card reference. 24 Hour phone service. Air Mail
delivery in Europe add 50p, air mail elsewhere
add £1.50 per book. Prices shown above include
UK postage and VAT on cassettes

ZX81

1K and 16K computer owners
**Have you ever wondered if
 you are paying too
 much tax?
 Check you payslip!**

Your personal PAYE tax check is now available for year ended 5 April 1982.

Just enter the information from your payslip as instructed by the computer and your Tax Deductions, National Insurance Contributions, etc., will be checked and displayed for you to compare with your actual payslip. Remember an independent verification is the most satisfactory.

Program specifications:

- | | |
|---|---|
| 16K | 1K |
| - Monthly or weekly | - Monthly or weekly |
| - Tax code change | - Basic rate tax |
| - All rates of tax | - National Insurance Table A |
| - National Insurance tables A, B or C | - Not contracted out National Insurance |
| - Not contracted out National Insurance | - Contracted out National Insurance |
| - Contracted out National Insurance | and a tax code check is included |

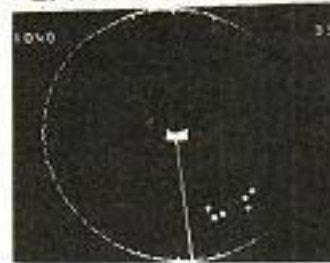
£2.95 per cassette inclusive from:

STROUD LITT AND CO.
85 Jamestown Road, London NW1
7DB

A ★★★★★★ A & F SOFTWARE ★★★★★★ F

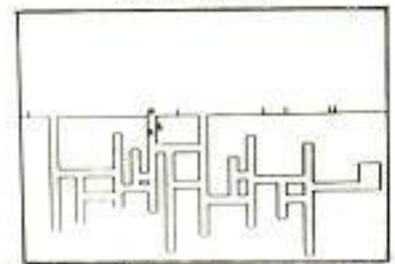
PRESENT TWO NEW REAL TIME GAMES **FOR ATOM USERS**

EARLY WARNING



Destroy the attacking wave of ICBMs using a radar tracking system and intercept missiles. At each attack wave becomes progressively harder.
 48 levels — sound — score and level counters.

POLECAT



Avoiding the hungry Polecat, make your way through the maze to the surface, and steal the food growing there. The maze changes when all the available food has been returned home. Millions of random mazes and auto score.

Price: Early Warning: **£4.95**. Polecat: **£4.95** OR
 Both Programs on one cassette **£8.50**.

Dealer Enquiries Welcome.

ORDER FORM


Send cheque/PO payable to: "ANDERSON" to **A & F SOFTWARE,**
10 WILPSHIRE AVE., LONGSIGHT, MANCHESTER M125TL.
(061) 248 7195.

Return Name & Address

Code No	Program Title	Qty
G0100	Polecat	
G0101	Early Warning	
D0100	Polecat/Early Warning	
		£
Ch/PO No		
Program List		

RAM EXPANSION for 6502 and Z80 A Micros

**ATOM — PET — UK 101/ O.S. — TRS 80 —
 VIDEOGENIE and ZX81**



Prices:

Expansion module	Atom	Old Pet	New Pet	UK/OS	TRS80	Videogenie	ZX81
16K	£40	£40	£40	£40	£33	£33	£33
32K	£52	£52	£52	£52	£45	£45	£45
64K	£80	£80	£80	£80	£73	£73	£73
128K	£130	£130	£130	£130	£123	£123	£123

Prices shown are for kit versions. Please add £8.00 + VAT to all prices for ready-built modules.

All prices include full components and documentation. Please add 15% VAT.

*Extra power supply of 12V/1A and -5V/10mA required. You can either provide it yourself or we can supply it for you at £8 + VAT.

Think of the future . . . and then get down to the basics.

The power of your Microcomputer really lies in its software — and the power of its software depends directly upon the availability of Ram.

Memory modules are now easy to install and low cost. So why wait?

We have designed memory modules for the PET, ATOM, UK101/OHIO SUPERBOARD, TRS80, VIDEOGENIE and the ZX81. Off the shelf and ready to run. In most cases, simply plug into the 40 pin socket of your Microprocessor and you get 128K, 64K, 32K or 16K more RAM at your fingertips.

How do we do it?

We make the latest device in the field available to everyone — the Motorola MC 6665

L20 or 64K bit on a single chip, which consumes a mere 10mA at 5V to retain your data or programs. We put eight of this on to a board the size of a cigarette packet to give you eight times the actual power of your Microcomputer.

If you do not yet know how to make full use of your 64/128K, our latest documentation includes programming examples to start you off.

Please write or ring us for further details:

AUDIO COMPUTERS, 87 BOURNEMOUTH PARK ROAD, SOUTHEND-ON-SEA, ESSEX
TEL: 0702 613081

RESPONSE FRAME

Do you have a problem? Your manual is incomprehensible or you just cannot get the hang of that programming trick you tried — whatever it is, Tim Hartnell and Trevor Sharples will do their best to answer your queries. Please include only one question per letter and mark them "Response Frame".

STEPPING UP

■ As an old newcomer to computing — I am over 70 — I must congratulate you on your magazine; the next issue is eagerly awaited. I want to progress from my ZX-80, but am puzzled about the choices. My maximum outlay will be £300 and I shall have to sell my ZX-80 to make that possible. Yet what do I buy? I'm interested in colour for the grandchildren but will want to use it for more personal computing uses. Another aspect will be weight and portability — from cupboard to table — as we have no provision for permanent location. Therefore, I'm not too happy about the so-called add-on features. Having no experience with more powerful computers I don't know how to assess their merits, and at my age, the next computer is likely to be my last.

A Immins,
Sale, Cheshire.

THERE ARE, as you say, a number of computers on the market, and the choice can be a little bewildering. We think the choice can be reduced to four in your case. The Vic which offers colour and sound for around £200, but needs a special £50 cassette player and uses Pet Basic; the Tandy Colour Computer which offers colour and sound, and uses cassettes for saving programs, is ideal as the next step up from the ZX-80 as it uses almost standard ZX-80 Basic — apart from the sound and colour commands; the Texas TI-99/4 has colour, sound, good software support, but it is rather slow and limited without the extra plug-in extended Basic; the BBC Proton will have the added advantage of a vast library of software, articles, books and the like — plus the TV programme. Delivery times on the Tandy and the BBC machine are a little uncertain, so we think it is a choice between the Vic or the Texas. Of these, the Vic is a much younger computer than the Texas which, in some respects, is like a glorified games machine, but the Texas has — at present — better software support.

GAMES CHOICE

■ I am registered blind but have sufficient vision to read at close range a domestic TV, preferably white print on coloured background. I want a home computer best suited for intellectual and hobby use. Top priorities are in the following order: very good games potential; comprehensive software; exceptional graphics; good

facilities for learning programming from beginners' to advanced level. I would require sufficient memory to cope with these facilities. I think a domestic TV as VDU would be best suited to me if clarity does not suffer.

F A Norton,
Ruthlin, Clwyd.

WE HAVE MET three people with limited vision who find the ZX-81 very useful, especially if a large-screen domestic television is used for the display. However, the Vic has an even larger display, as well as having much more flexible graphics including colour, and a memory-mapper screen, so this may be more suitable. The Tandy Colour Computer, which will be available later this year, has large clear letters in its display. Obviously, the money you have to spend will dictate to some extent the computer you buy. The ZX-81 is around £70, the Vic around £200 and the Tandy Colour Computer will be more than £300. However, the Vic and Tandy are more flexible than the ZX-81.

ZX-81 COMMAND

■ Would it be possible for you to tell me what the ZX-80 "TL\$" would be on the ZX-81? I have spent hours trying to discover it. I am also very interested in graphics. Is it possible to obtain high-resolution graphics on the ZX-81?

Andrew Hunt,
Bury, Lancashire.

THE EQUIVALENT function to TL\$ on the ZX-81 is

(2 TO)

This is how you use it. On the ZX-80 you say:

LET A\$ = TL\$ (A\$)

While the ZX-81 equivalent is:

LET A\$ = A\$ (2 TO)

SINCLAIR PRINTER

■ How is the ZX printer connected to the ZX-81 if you have a 16K RAM pack connected to the back of the computer? Is the ZX printer connected to the back of the 16K or to the inside of the computer? Also, what kind of paper does the ZX printer use? Is it normal or a special expensive kind only available from Sinclair?

Antony Upward,
King's Heath, Birmingham.

THE ZX PRINTER is connected by a short lead to a unit which plugs directly into the ZX-81, leaving a further connector strip at the back for attaching the 16K pack. The one

we have seen flops about alarmingly, but we believe this will be improved on the units put on sale. The printer needs a special metallic paper, but it will be available from other sources as well as Sinclair Research.

O.K. FOR MATHS?

■ I read your review of the Vic-20 with interest since I am considering buying my first computer. I am beginning to feel that since three-quarters of home computer users are interested in their machines only as toys, that games-related facilities are accordingly heavily weighted in reviews. Am I right, or is it fairer to say that the more serious mathematically-related facilities are common to all micros? I ask this question since the Vic-20 is obviously generating plenty of interest and favourable comment, yet it seems to me that, to someone who is not interested in playing games and who does not require external storage, the Sinclair ZX-81 with 16K RAM at £120 is far better value for money than the Commodore machine, or indeed any other.

N J Ford,
Newmarket.

FIRSTLY, ALTHOUGH people buy computers for a wide variety of reasons, nearly all find they spend some time playing with them. It is fun and the least painful way to learn programming and to become familiar with your computer. So, do not look down on game playing until you have tried it. Secondly, reviews often highlight game features because these are precisely the same features which you'll use for serious mathematical work. If you really do not want external storage — that is, if you are happy to enter the program every time you want to run it — then for many mathematical tasks, you will not even need the 16K pack on the ZX-81. The things to look for are: floating-point arithmetic; highest and lowest acceptable arithmetic values; how many decimal points accuracy; and functions available direct from the keyboard such as sin, cos, square root and the like. You can find these from reading the manufacturer's literature, and you can be reasonably safe in assuming that if they are listed, they will work accurately and quickly. As a final thought, you may find a programmable calculator is more suitable for your task than a small computer.

MUSIC PROGRAM

■ I would like to congratulate you on the first two issues of your magazine. As a recent owner of the ZX-81, I find the majority of the articles interesting and easy to read. I have spent some time trying with little success, to convert Robin Arlott's complete music program, August/September issue, to run on my ZX-81. The program crashes

the machine as soon as the USR routine is entered on line 110. Could you help?

D J Lamb,
Bracknell, Berkshire.

A COMPLETE routine to enable you to play your ZX-81 like an organ is given in the book *Mastering machine code on your ZX-81 or ZX-80*, by Tony Baker, and the revised *ZX-80 magic book* with ZX-81 supplement also gives a way of producing music from your ZX-81. It is not particularly simple. Another way of getting the first steps towards music on the ZX-81, suggested by L D Tanner of Waddon, Croydon, a member of the National ZX-80 and ZX-81 Users' Club, is as follows: you need to put a transistor radio near your computer to hear the music. You may be able to hear it through your TV speaker if you turn up the volume. It may be necessary to tune the TV slightly off the best picture position to obtain the best sound. This routine is reprinted from the book *50 rip-roaring games for the ZX-80 and ZX-81*.

```
1 LET K = 100
2 FOR C = 1 TO 2
3 FOR A = 1 TO K
4 GOSUB 30
5 NEXT A
6 FOR A = 1 TO K
7 GOSUB 30
8 NEXT A
9 FOR A = 1 TO K
10 LET J = J + 1
11 GOSUB 30
12 NEXT A
13 PAUSE 5
14 FOR S = 1 TO 3
15 FOR A = 1 TO 17
16 GOSUB 30
17 NEXT A
18 NEXT S
19 NEXT G
20 PAUSE 5
21 FOR A = 1 TO 50
22 GOSUB 30
23 NEXT A
24 FOR A + 1 TO K
25 GOSUB 30
26 LET J = J + 1
27 NEXT A
28 PAUSE 10
29 RUN
30 SLOW
31 FAST
32 LET J = 0
33 RETURN
```

SCREEN LINK-UP

■ What is the difference between a monitor and a VDU and can I connect my ZX-81 directly to either?

A Burge
London, NW9.

VDU STANDS for visual display unit and is a generic term for any cathode-ray tube used as an output device. A monitor is, in effect, a TV without a unit to tune in stations. It produces a superior display from computers compared to a normal television. You need a small circuit to connect your ZX-81 to a monitor. A suitable circuit is described in Timedata's book *The ZX-80 magic book*, now available with a ZX-81 supplement. ■



CAD on the ATOM

Full range of Computer Aided Design Software

- Command driven Graphics Modules
- Drawings saved on cassette or disks
- Create and Edit mode
- Versions for all Atoms over 5K
- From £5.00 + VAT for cassette version

Home Book-keeping

- Cheque book balance
- Instant statements
- Standing orders
- Bank balance predictions
- £5.00 + VAT on tape

Available from:

Intelligent Artefacts Limited
 Cambridge Road, Orwell, Royston, Herts SG8 5QD
 Tel: Cambridge (0223) 207689

A BRAND NEW STORE

* Personal Computers * TV Games
 * VCRs * TVs * Printers * Software

Special opening offers:
 ACORN ATOM built £170
 DAI Personal Computer £684
 80 CPS Printer £228 *FREE paper
 ATARI TV game £95

(All prices inc. VAT)

Send for price list and mail order details.

MICROAGE ELECTRONICS

135 Hale Lane, Edgware, Middlesex HA8 9QP
 Tel: 959 7119 Telex 8813241

Main Line: Mill Hill Broadway
 Tube station: Edgware
 Car: nr Apex Corner

Open Mon-Sat

ZX-81 16K SOFTWARE

PACK 16/1 includes all of:

AIR TRAFFIC CONTROL: Animated radar screen of busy airport shown, you must bring planes into land; INVADERS: INVADERS SELF PLAY: PHONEBOOK; keep friends and relatives numbers on cassette; DATE '81: computer dating program, who will it pick for you?

ALL ONLY £4.95

PACK 16/2 includes all of:

ADVENTURE ATLANTIC: You may become very rich or you may be marooned forever; BREAKOUT: SQUASH PRACTICE: TRANSLATOR: translates any European language to any other, vocab on cassette; COMPUTAPRINT: use this program to predict horse races, or football pools!

ALL ONLY £4.95

Both packs come with full instructions, booklets and are saved on cassette ready to run.

TAPEBOOK 50 version 3

50 PROGRAMS for the IKRAM ZX-81.

The latest version includes: SQUASH, INVADERS, COLUMBIA, SPLAT, INTEGRATION, BANK A/C, CREDIT CARD CALCULATOR AND LOTS MORE.

All on cassette and ready to run now. With full instructions.

Still amazing value at £6.96 the lot.

The breakthrough you've waited for: PROGRAM THE ZX-81 IN ENGLISH!!

with GAMAL 81, you can now write adventure programs in hours not weeks and with GAMAL 81 you'll have every adventure you'll ever want for the price of one. Comes on cassette with instruction book, **£12.95**. (requires 16K) (£8.00 see below)

ZX-81

PACK 16/1	ONLY	SAVE
+ PAXK 16/2	£5.95	£3.95
PACK 16/1 + PAXK 16/2 + Tapebooks 50.3	ONLY £9.95	SAVE £6.90

SPECIAL OFFER TO ZX-81 OWNERS

GAMAL is £8.00 only if you order either offer

CONTROL TECHNOLOGY

39 Gloucester Rd, Gee Cross, Hyde, Cheshire SK14 5JG
 061-368 7558

C★tech — Big ideas for small computer — all software by return of post!!

SOFTWARE FILE

Software File gives you the opportunity to have your programs, ideas or discoveries published. We will accept contributions for any personal computer and will group programs for like machines together in the file. Please double-check your listings before sending them. Mark your letter clearly for *Your Computer*. We will pay £6 for each contribution published.

Remember re-number

James Tyler,
Portsmouth.

ZX-81

THIS PROGRAM is a modification of the re-number routine by Ian Craig, which was published on page 37 of the August/September issue of *Your Computer*.

The old version of the re-number had a few shortcomings. When executed, it would cause the system to crash irrevocably if line 9999 was not present in the listing, or if there was no listing.

This new program does not have these disadvantages. It is virtually crashproof and once loaded is unaffected by New.

Before entering the following Basic program, type in:

```
POKE 16388, 222
POKE 16389, 67
```

On a 1K ZX-81 this saves 34 bytes above RAM-Top - 17374 to 17407. This is where

we will store the machine-code routine. If you have a 16K RAM pack, different values must be entered. So, type:

```
POKE 16388, 222
POKE 16389, 127
```

This means that the routine will then be stored in addresses 32734 to 32767. See page 168 in the ZX-81 manual for details. As soon as you have Poked these two values, type New.

Now that we have reserved our memory area, we can start to enter the program. You must remember to perform the last procedure before loading the re-number from tape.

```
10 DIM M (34)
20 FOR B = 1 TO 34
30 INPUT M(B)
40 PRINT AT 6,4; "[3 SPACES]"
50 PRINT AT 6,4; M(B)
60 NEXT B
```

Enter and run the program, and then type the following decimal numbers from left to right.

33, 125, 64, 17, 10, 0, 126, 254, 118, 32, 6, 35,

126, 254, 118, 200, 43, 114, 35, 115, 6, 10, 19, 16, 253, 35, 126, 254, 118, 32, 250, 35, 24, 228

When all 34 values have been entered, return to the listing and erase the line numbers, but do not use New or any command likely to clear the variables, such as Run or Clear. Now enter:

```
10 REM "RE-NO."
20 FOR B = 17374 TO 17407
30 POKE B, M(B-17373)
40 NEXT B
50 PRINT AT 1,5; "ZX-81 RE-NUMBER"
60 PRINT AT 3,5; "CALL AT: USR 17374"
70 PAUSE 200
80 NEW
90 SAVE "RE-NO."
100 GOTO 20
```

Remember to change addresses at lines 20 and 30 appropriately if you have more than 1K of memory. Now start your recorder recording and type:

GOTO 90

This saves the program together with the re-number routine in such a way that when the program is Loaded in future, it will automatically Run.

When the program is written on to tape, there will be a pause and the screen will clear. The re-number routine can then be called at any time by entering

PRINT USR 17374

or 32734 on the 16K version.

21 7D 40 LD HL,407D ; FIRST LINE IN NO. IN LISTING	23	INC HL
11 0A 00 LD DE,0A	73	LD (HL),E
7E LD A,(HL) ; TEST FOR END OF BASIC LISTING	06 0A	LD B,0A ; INC LINE NO. BY 10
FE 76 CP 76	13	INC DE
20 06 JRNZ	10 FD	DJNZ
23 INC HL	23	INC HL
7E LD A,(HL)	7E	LDA,(HL)
FE 76 CP 76	FE 76	CP 76 ; TEST FOR END OF PROG LINE
C8 RET Z ; IF SO, RETURN TO BASIC	20 FA	JRNZ
2B DEC HL ; OTHERWISE RENUMBER	23	INC HL
72 LD (HL),D	18 E4	JR ; JUMP

Free memory

Paul Brittain,
Chelmsford, Essex.

ZX-81

IF YOU LOOK at the memory map for your Sinclair computer - page 171 ZX-81 manual, page 106 ZX-80 manual - you will see that the free memory is bounded at the upper end by the machine stack, and at the lower end by the top of the Basic system. Thus to find the amount of free memory at any particular moment, you must subtract the relevant system variable from the SP register.

However, since it is not possible to access the contents of a register directly from Basic, a machine-code routine must be used, such as the one I have written.

Turning to the listing, you can see that the machine code required is relatively simple,

and for the most part self-explanatory. However, I shall attempt to answer two questions likely to arise.

First, as you may have noticed, the system variable marking the top of the Basic system is DF-END - address 16400 - in the case of the 4K ROM, or STKEND - address 16412 - in the case of the 8K ROM and ZX-81.

Secondly, note that the 8K ROM version contains extra instructions to transfer the result from the HL register into the BC register, and to satisfy the return conditions. These instructions should be added to all routines converted from the 4K ROM if they are to function correctly - especially those which give a numeric result or alter the IY or I registers.

Finally, some notes on how to use the program. Since the code is entirely position

independent, it can be placed anywhere convenient in memory. For this reason I have not included any addresses in the listing.

When storing the machine code, my favourite method is to Poke it into a Rem statement in the first line of a Basic program, remembering that the address of the first byte after the Rem is 16427 in 4K ROM machines, and 16514 in 8K ROM machines. For further details on this and other methods of storing machine code, consult the article by Trevor Sharples in the August/September issue.

Once the routine has been loaded into memory, it is called using

PRINT USR (address)

where address is the one to which the first byte was Poked. This will result in the number of bytes of free memory being displayed on the screen.

DECIMAL	HEX	INSTR	COMMENTS
175	AF	XOR A	;zero A,reset C flag
103	67	LD H,A	;zero HL (quicker
111	6F	LD L,A	; than LD HL,0,0)
57	39	ADD HL,SP	;leads SP into HL
237,75,28,64	ED,4B,1C,40	LD BC,(16412)	;top of BASIC into BC
237,66	ED,42	SBC HL,BC	;subtract giving free
			;memory
229	E5	PUSH HL	;transfer result

(continued on next page)

SOFTWARE FILE

(continued from previous page)

```

193          C1          POP BC          ; into BC
253,33,0,64  FD,21,00,40 LD IY,4000 H ; satisfy
62,30        3E,1E      LD A,1E H   ; return
237,71       ED,47      LD I,A      ; conditions
201          C9          RET           ; return to BASIC
    
```

4K ROM (11BYTES)

DECIMAL	HEX	INSTR	COMMENTS
175	AF	XOR A	; zero A, reset C flag
103	67	LD H,A	; zero HL (quicker
111	6F	LD L,A	; than LD HL,0,0)
237,75,16,64	ED,4B,10,40	LD BC,(16400)	; top of BASIC into BC
237,66	ED,42	SBC HL,BC	; subtract giving free
			; memory
201	C9	RET	; return to BASIC

Mortgage calculator

J Consadine,
North Ferriby,
Humberside.

PET

As the greatest expense incurred by any family is buying a house, the effect of changes in mortgage payments should be quickly checked. To simplify the check, I have written Mortgage Calculator, which allows you to see

what happens when any variable is changed. The menu allows you to select which variable to re-calculate and therefore many options can be investigated quickly without repeated manual calculations.

```

5 PRINT"CLR:CCUD)TAB(8)"[RVS]*****
10 PRINTTAB(8)"[RVS]MORTGAGE CALCULATOR*"
20 PRINTTAB(8)"[RVS]*****"
25 REM**BY J.CONSAIDINE 30/7/81**
30 PRINT"CCUD)CCUD)CCUD)TAB(16)"MENU"
35 PRINTTAB(16)"####"
40 PRINT"CCUR)CCUD)RESULT OF CHANGING VARIABLES ON:-"
50 PRINT"CCUR)CCUD)CCUD)RVS)1.[RVS] MONTHLY REPAYMENTS."
60 PRINT"CCUR)CCUD)RVS)2.[RVS] AMOUNT BORROWED."
80 PRINT"CCUR)CCUD)RVS)3.[RVS] NUMBER OF REPAYMENT YEARS."
90 PRINT"CCUR)CCUR)CCUR)CCUR)CCUD)CCUD)CCUD)RVS)PRESS OPTION NO.TO CONTINUE."
100 GOSUB5000
110 N=VAL(A$):IF1>N>3THEN100
120 ONUGOTO1000,2000,3000
1000 PRINT"CLR)CCUD)CCUD)TO SHOW AFFECT ON [RVS]MONTHLY REPAYMENTS"
1005 PRINT"CCUD)TYPE IN NEW VALUES OF:-"
1010 INPUT"CCUD)AMOUNT BORROWED";Y
1020 INPUT"CCUD)ANNUAL RATE OF INTEREST(I.E.12,15 ETC.)";A:A=A/100
1030 INPUT"CCUD)NO.OF YEARS PAYBACK.";N
1040 AR=(A*Y)/(1-(1/(1+A)*N)):NR=INT((AR/12)+1)
1050 PRINT"CCUD)WITH THE ABOVE VALUES YOUR MONTHLY"
1060 PRINT"REPAYMENTS WILL BE:-CCUD)"
1070 PRINTTAB(21)"[RVS]"MR"[CUL] POUNDS."
1080 GOTO6000
2000 PRINT"CLR)CCUD)CCUD)TO SHOW HOW MUCH YOU CAN [RVS]BORROW"
2005 PRINT"CCUD)TYPE IN NEW VALUES OF:-"
2010 INPUT"CCUD)MONTHLY REPAYMENTS";MR:AR=AR*12
2020 INPUT"CCUD)ANNUAL RATE OF INTEREST(I.E.12,15 ETC.)";A:A=A/100
2030 INPUT"CCUD)NO.OF YEARS PAYBACK.";N
2040 Y=(AR-(AR/((1+A)*N)))/A:Y=INT(Y+1)
2050 PRINT"CCUD)WITH THE ABOVE VALUES YOU CAN BORROW:-[CUD]"
2060 PRINTTAB(15)"[RVS]"Y"[CUL] POUNDS."
2070 GOTO6000
3000 PRINT"CLR)CCUD)CCUD)TO SHOW THE AFFECT OF CHANGES ON THE"
3010 PRINT"CCUD)RVS)REPAYMENT TIME[RVS] TYPE IN NEW VALUES OF:-"
3020 INPUT"CCUD)MONTHLY REPAYMENTS";MR:AR=MR*12
3030 INPUT"CCUD)ANNUAL RATE OF INTEREST(I.E.12,15 ETC.)";A:A=A/100
3040 INPUT"CCUD)AMOUNT BORROWED";Y
3050 N=LOG(AR/(AR-(A*Y)))/LOG(1+A):N=INT(N+1)
3060 PRINT"CCUD)WITH THE ABOVE VALUES YOUR [RVS]REPAYMENT"
3070 PRINT"TIME WILL BE:-[CUD]"
3080 PRINTTAB(15)"[RVS]"N"[CUL] YEARS"
3090 GOTO6000
5000 GETA$:IFA$=""THEN5000
5010 RETURN
6000 PRINT"CCUD)CCUD)CCUR)CCUR)CCUR)CCUR)RVS)PRESS 'M' FOR MENU."
6010 GOSUB5000
6020 IFA$="M"THEN5
6030 GOTO6010
    
```

Line drawer

Guy Brooker,
St Albans, Hertfordshire.

ZX-81

In the ZX-81 manual, in chapter 18 on graphics, there is an exercise containing a subroutine which plots a line between two pixel co-ordinates on the screen. Line Drawer performs this same function at half the length of the program in the manual and using fewer

variables. This means it would be very useful to a 1K machine owner.

The variables X2,Y2 — the co-ordinates of the end of the line — and X1,Y1 — the co-ordinates of the beginning of the line — must be initialised before entering the subroutine.

It draws the line by first finding the height and width of the line, then starts a loop which is as long as the greater of these two. Having plotted the first position, it increments the current co-ordinates by the fractions "width

over greater length" and "height over greater length." It continues the loop until the final pixel is reached and returns to the main program.

```

1000 LET G=0
1005 LET H=0
1010 LET X=X2-X1
1015 LET Y=Y2-Y1
1020 LET Z=ABS X
1025 IF ABS Y>Z THEN LET Z=ABS Y
1030 FOR F=1 TO Z
1035 PLOT G+X1,H+Y1
1040 LET G=G+X/Z
1045 LET H=H+Y/Z
1050 NEXT F
1060 RETURN
    
```

Atomic invaders

Jonathan Histed,
Chislehurst, Kent.

GENIE

THE IDEA IS to shoot down as many invaders before they overrun you. They appear from the bottom and move upwards. Each invader is three characters wide and you have to hit them using bombs which fall downwards. You fire them by pressing the control key. The bomb then tumbles from the present position of your destroyer which you move with the shift key for left, and the repeat key for right.

The destroyer stays on the top line during

the game. While one drops a bomb, one can still move, but one cannot drop another one. At the beginning of the game you are asked for the delay which is how many moves you have compared to with their one. 70 is average. The lower the number the harder it is and more skilful.

It also asks you the number of invaders. This is the total number which will appear. The higher the number, the harder it is.

Finally, it asks you for the height they must reach. This is the number of lines from the bottom they must reach to end the game.

Each time an invader appears, it is always on the bottom line of the screen, and all the others

which are still left on the screen scroll up. 1000-1999 are a set-up routine.

2000m — Small letters after the line number are a label used in jumps/Gosubs. This subroutine is for movement and firing by the person.

3000f — If a bomb is falling, a branch is made to this subroutine. If the bomb hits a side of an alien it is deflected. If it hits one, a branch is made to 3500.

3500 — An alien is hit. Check for no more on the screen, if so, make another one appear. It also wipes out alien.

4000a — Checks for aliens' turn. It sounds the

SOFTWARE FILE

internal loudspeaker, plots a new one, checks for any going above the line, and moves the others up.

5000e — The End subroutine. It prints out

relevant data. A total score is not provided, though this could be added to the program if it is needed.

The whole program sits in about 1.5K of

memory though I think it might be possible to fit it in an unexpanded Atom, if pains are taken to exclude spaces, shorten commands, etc.

```

1 INPUT " DELAY "R," NO. OF INVADERS"K;R=ABS(R);K=ABS(K)
2 IF R>200 OR K>50 GOTO 1
3 INPUT "THE HEIGHT THEY MUST GET TO",V;V=ABS(V);IF V>15 G.3
5 W=25;D=0;S=0;E=1;U=0
10 P.#12;?#E1=0;A=#20202020;P.S15;P=15;F=0
20 Y=#COC9FCC6;Q=#8000;L=#C01CFC2F
30 GOSUB 1000;
40 GOSUB M;U=U+1
50 IF F=1 GOSUB F;
60 GOSUB A;
70 GOTO 40
1000 DIM AR(V)
1010 FOR X=0 TO V;AR(X)=0;NEXT;T=999
1999 RETURN
2000m P! Q=A;IF?#B001&#40=0 IF F=0 F=1;X=Q+33+P
2010 IF?#B001<128 IF P>0 P=P-1
2020 IF?#B002&#40=0 IF P<29 P=P+1
2030 Q!P=Y
2999 RETURN
3000f FOR M=0 TO 4;?0=32;IF ?X=#FC GOTO 3500
3010 IF?X=#2F X=X-1
3020 IF?X=#1C X=X+1
3030 ?X=N; O=X;IF X>#81E0 F=0;M=4;?X=32
3040 X=X+32;NEXT
3050 RETURN
3500 X!-1=A;X=16-((X-Q)/32);AR(X)=0;F=0;S=S+1;M=4;IFS=D LETT=999
3510 IF S=D+K GOTO e
3520 GOTO 3040
4000a T=T+1;IFT<R RETURN
4005 ?0=32;T=0;F,M=V T02 STEP-1;AR(M)=AR(M-1);N.;IFAR(V)>0G.e
4010 P.#7;IF K<1 RETURN
4020 K=K-1;D=D+1;AR (1)=ABSRND%28+1;!(AR(1)+Q+479)=L
4999 RETURN
5000e IFAR(V)=0 GOTO5005
5003 M=AR(V)+#821F-V*32;FORX=0T09;P.S7;M=M:#000000;NEXT
5005 FORX=0T016;P.#7;N.;P." B000000000M!!""YOU DESTROYED "S
5010 P."INVADERS,"" OUT OF THE "D" THAT APPEARED!""
5020 IFAR(V)>0 P."ONE FLEW ABOVE THE LINE AT A HEIGHT OF "V"
5030 P." AND IT TOOK YOU "U" MOVES."" BYE FOR NOW !!""
5999 END

```

Moving graphics

Loll Holt,
Warsley, Manchester.

ZX-81

WHY SO MUCH fuss is kicked up about moving graphics on the ZX-81 is easy to understand: most ZX-80 owners will tell you its most severe limitation — barring, possibly, the integer Basic — is the screen flicker. This setback, which even new-ROM ZX-80 owners suffer, makes real-time, continuous, non-flicker moving graphics impossible in Basic.

The ZX-81 is free from screen flicker, but this does not make good moving-graphics programs easy to write. Here are a few of the tricks necessary to achieve a convincing and professional moving display in just 1K RAM — and in Basic. It even includes an addictive moving-graphics game to illustrate the points.

There are, effectively, two types of moving-graphics programs for the ZX-81: those which require a permanent display of which only a part moves, e.g., a maze game, and those in which not much is displayed and so the screen can be cleared completely in between moves.

The advantage of the second group is that clearing the screen saves memory by preventing the computer remembering lines of blank spaces where something used to be. The disadvantage is that, unless there is very little to be re-drawn after each CLS, such programs tend to be very slow.

Already it can be seen that memory-saving plays a large part in graphical-program design. However, moving-graphics programs have the additional problem of time-saving: programs which use too much display — unless you have 16K RAM — or which have 30 lines between each move are less than useless. Remember, these programs have to work in slow mode to avoid screen flicker.

To overcome these two main problems — time and memory — several programming tricks must be used to produce a program which, apart from being interesting and useful, actually works.

The usual structure of moving-graphics programs is a loop in which the display is updated by erasing the current positions of the moving object, calculating their new positions and displaying them before returning for another pass through the loop. The loop must also contain a test for leaving the loop, e.g., has time run out? or a finish position been reached? etc. Let us now consider each part of

this loop in turn before looking at the other parts of the program.

Why erase the moving objects before you know where they are going to go next? The reason is that their positions are remembered by two variables, usually L for line and C for column when using Print At statements or X and Y for Plot statements. These two variables are updated continuously.

Thus, it is essential to erase the object before its position is changed and its old position forgotten. However, if the moving objects are the only things on the screen, the whole screen can be cleared at once and this does not have to be done until the new positions have been calculated.

We now examine two possible components of the calculating-new-positions part of the loop. Most moving-graphics programs require a method by which the user can affect the display: usually by means of moving a cursor. Using the Inkey instruction, such an effect can be easily created. In the following program, L is the line and C the column denoting the cursor's position. By pressing the unshifted cursor keys 5 to 8, the user can move the cursor by altering its line and column numbers and thus its position on the screen.

```

10 LET L = 10
20 LET C = 15
30 PRINT AT L,C; "■"
40 LET L = L + (INKEY = "6") - (INKEY = "7")
50 LET L = L + (L < 0) - (L > 21)
60 LET C = C + (INKEY = "8") - (INKEY = "5")
70 LET C = C + (C < 0) - (C > 31)
80 CLS
90 GOTO 30

```

Lines 40 to 70 use the special end-of-loop conditional statement of the ZX-81 and ZX-80. If the part in brackets is true, it counts as 1; if not, it counts as 0. The conditional statement re-positions the cursor, lines 40 and 60, and secondly prevents it wandering off the edge of the screen, lines 50 and 70. This small section of the program is fundamental to almost all moving-graphics programs in which the user plays a part. You will find yourself using lines 30 to 70, in identical form, over and over again.

The Plot statement can be used to create a ball which moves in a diagonal fashion around the screen, changing direction when it meets the edge of the screen. The following program illustrates how this is done, again using the special conditional statement.

```

10 LET H = 1

```

```

20 LET V = 1
30 LET X = 31
40 LET Y = 21
50 PLOT X,Y
60 LET H = (X = 0) - (X = 63) + H*(X > 0 AND X < 63)
70 LET V = (Y = 0) - (Y = 43) + V*(Y > 0 AND Y < 63)
80 LET X = X + H
90 LET Y = Y + V
100 CLS
110 GOTO 50

```

H and V are the horizontal and vertical directions of the ball: they are changed only when the ball reaches the edge of the screen. X and Y cannot be changed directly as it would then prove difficult to remember which way the ball was travelling.

The two processes we have just examined are extremely useful and are the basis of the main program. Notice that, as yet, we have no means of leaving these loops. Let us now cover the rest of the potential program.

The ZX-81 has an in-built clock which counts in .02 of a second. At the start of the program it may be set to some known value by Poking locations 16436 and 16437. These may be Peeked to find the elapsed time. The clock counts down so it must be set to a large value and this value subtracted from the result of the Peeks at a later stage. Beware of letting the clock count down to zero as this results in the system crashing completely.

This feature has obvious applications for imposing time limits or timing the user in completing a certain task. It is usual to insert a test in the loop already described to see if time is up or if the task has been completed.

If there is some permanent display, such as a maze, the screen cannot be cleared completely so it is necessary to erase the previous position of the moving object as already described. The display itself is, of course, drawn at the start of the program and remains throughout. The end of the program merely consists of printing information such as time or score.

You now have the basic information necessary to write a moving-graphics program on the ZX-81. Even so, the task is not as easy as it sounds. Most of your programs will go one of two ways — and sometimes both.

You will run out of memory or your program will be so slow that it is a great presumption to call it moving graphics. Here are a few tips.

(continued on page 71)

ZX81 goes REALTIME

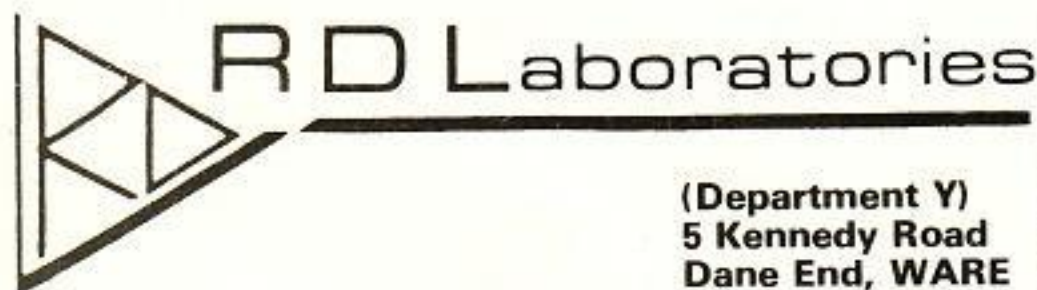


The RD 8100 SYSTEM is a complete range of professionally engineered hardware interfacing your ZX computer to the real world (with or without Printer and RAMPack). Simply PEEK and POKE for Control, datalogging, instant graphics.

The range includes:

RD 8100 'SUPER-MUM'	fully buffered Motherboard
RD 8101 'MICRO-MUM'	simple module connection board
RD 8110 'ON-OFFer'	8 channel logic Input/Output
RD 8130 'VOLT-CATCHER'	Analogue Input Port
RD 8170 'TIME-PIECE'	Realtime Clock. Day, date, time.
RD 8180 'DOODLER'	Light Pen System

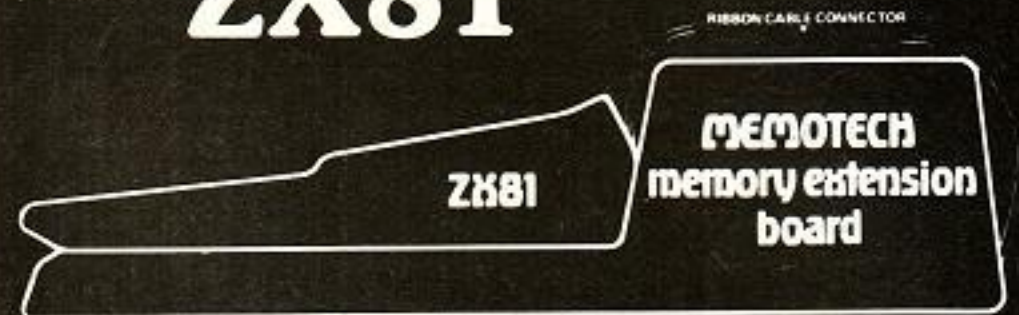
Module prices from £25. If you're going realtime send SAE for full details of complete RD 8100 SYSTEM range.



(Department Y)
5 Kennedy Road
Dane End, WARE
Herts SG12 0LU
Ware (0920) 84380

Proprietor: R E Dickens, B Tech AMIEE

MEMOTECH 48K MEMORY EXTENSION FOR THE ZX81



The MEMOTECH memory extension board will allow the ZX81 to run 48K Basic programs which may include up to 16K of assembly code.

The ZX81 sits on a custom built case which contains the MEMOTECH memory and a power supply which not only supplies power to the MEMOTECH memory, but also to the ZX81.

The MEMOTECH memory board has a fully buffered, control-data-address bus with PCB 40 way header plug. All leads are provided.

The MEMOTECH memory costs:
£109.00 + 15% VAT in kit form. £129.00 + 15% VAT ready assembled. Please make cheques payable to MEMOTECH. Delivery in two weeks from receipt of order.

MEMOTECH, 103 Walton Street, Oxford.

ZX81 ATOM VIC

Make the most of your microcomputer with our popular range of proven books:

- GETTING ACQUAINTED WITH YOUR VIC 20, by Tim Hartnell, with over 60 programs to get your VIC up and running from day one.....£5.95
- GETTING ACQUAINTED WITH YOUR ACORN ATOM, by Trevor Sharples and Tim Hartnell. 184 pages, 80 programs, including draughts.....£7.95
- GETTING ACQUAINTED WITH YOUR ZX81, by Tim Hartnell. Eighty plus programs in this 120-page book, including draughts.....£4.95
- MASTERING MACHINE CODE ON YOUR ZX81 OR ZX80, by Tony Baker. 180 pages, teaches machine code from first principles.....£5.95
- THE GATEWAY GUIDE TO THE ZX81 AND ZX80, by Mark Charlton. Over 60 programs and routines, ZX BASIC explained in detail.....£5.95

- 30 AMAZING GAMES FOR THE 1K ZX81, by Alistair Gourlay£3.95
- 50 RIP-ROARING GAMES FOR THE ZX80 and ZX81, edited by Jeff Weinrich.....£4.95
- INTERFACE, the monthly magazine published by the National ZX80 and ZX81 Users' Club, in conjunction with the Independent Atom Users' Group, is just £8.50 for 12 issues. Sample copy, with many programs for each machine, book, software and hardware reviews, education, contact addresses, just £1.

Please send me the items marked. I enclose £.....

Name

Address

YC 11

Please make cheques payable to INTERFACE, and send the above form, or a copy, to:

INTERFACE, Dept. YC3, 44-46 Earls Court Road, London W8 6EJ

SOFTWARE FILE

(continued from page 69)

- Keep instructions in the loop as sparse as possible to avoid a slow program.
- Keep the program as short as you can to save memory for the display — more than 30 lines is generally too much.
- Keep the amount to be displayed as small as possible, again to save memory.
- Keep the amount to be re-drawn — that is, the moving parts — as small as possible since it takes time to print things.

Zero is based on the strange fact that the ZX-81 prints zeros, or variables set to zero, faster than any other character. Thus a fast and difficult game can be developed using this fact. The aim is to capture as many zeros as you can within 60 seconds. You capture one by moving your cursor over the bouncing zero.

When you have managed this, another zero appears immediately at a random position. This continues for 60 seconds, at the end of which your score is displayed. Seven is the maximum.

Lines 10 to 100 initialise the variables: L,C for the cursor; D,M for the zero; and H,V also for the zero. The loop, starting at 110, clears the screen, prints the cursor and zero, tests for a capture, updates the cursor and zero, tests for time up and returns to the start. Line 240 prints the score I at the end of 60 seconds.

```

10  RAND
20  LET L = 10
30  LET C = 15
40  LET H = 1
50  LET V = 1
60  POKE 16437, 255
70  POKE 16436, 183
80  FOR I = 0 TO 25
90  LET M = INT(RND*22)
100 LET D = INT(RND*32)
110 CLS
120 PRINT AT L,C; "■"; AT M,D; "0"
130 IF L=M AND C=D THEN NEXT I
140 IF INKEY# = "" THEN GOTO 190
150 LET L = L + (INKEY#="6") - (INKEY#="7")
160 LET L = L + (L<0) - (L>21)
170 LET C = C + (INKEY#="8") - (INKEY#="5")
180 LET C = C + (C<0) - (C>31)
190 LET H = (D=0) - (D=31) + H*(D>0 AND D<31)
200 LET V = (M=0) - (M=21) + V*(M>0 AND M<21)
210 LET D = D + H
220 LET M = M + V
230 IF PEEK 16437 243 THEN GOTO 110
240 PRINT AT 3,13; I

```

At your command

David Jones,
London N9.

GENIE

OWNERS OF TRS-80 level 2 and Video Genie systems without discs may be interested to note that they can use disc Basic commands to run their machine-code routines. This is achieved in a similar manner to the use of X=USR(0).

TRS-80 disc Basic is not normally resident in the computer as it is loaded from disc into a reserved area of RAM from such programs as TRSDOS and NewDOS80. Although the

machine code of the disc Basic is not available to non-disc users, the command list is.

When the computer executes a DOS command, control is passed from the ROM to a portion of reserved RAM which gives a jump address for that command. When the computer is switched on, this area of RAM is initialised so that the jump address of all DOS commands is the start of the syntax-error routine in the ROM. When a DOS is loaded, the jump addresses within the DOS.

From this it can be seen that a few Pokes in the RAM at the correct place will cause disc Basic commands to jump to whatever address

we like. For example, if we wish the disc Basic command Line to run Tandy's line-re-number program, Renum, we would have to cause Line to jump to 7C4C which is the start address of Renum. The jump vector of Line is 41A3H so:

41A3 C3 4C 7C JP 7C4CH

or

Poke 16803, 195: Poke 16804, 76: Poke 16805, 124.

will cause a jump from Line to the address 7C4CH and therefore run the line-re-number program. The other disc Basic commands and their jump vectors are:

CVI	4152	FN	4155	CVS	4158	DEF	415B
CVD	415E	EOF	4161	LOC	4164	LOF	4167
MKI#	416A	MKS#	416D	MKD#	4170	CMD	4173
TIME#	4176	OPEN	4179	FIELD	417C	GET	417F
PUT	4182	CLOSE	4185	LOAD	4188	MERGE	418B
NAME	418E	KILL	4191	&	4194	LSET	4197
RSET	419A	INSTR	419D	SAVE	41A0		

TRS-80 compatibility

Gareth Monkman,
Drifffield, East Yorkshire.

GENIE

HAVING BOUGHT a Video Genie some 18 months or so ago, advertised as fully compatible to TRS-80 software, I soon discovered that not only was it not machine-code-compatible but also not even Basic level-2-compatible. However, with the addition of the Tab and Clear keys, it is at least now Basic compatible.

Recently, with the addition of a Microtek MT-80P printer, I found myself in the same position regarding compatibility. For example, the editor/assembler EDTASM and

the disassembler RSM2/2D would not output to the printer. The reason was that TRS-80 software drives the printer by outputting to memory position 37EBH, while the Video Genie uses port FD for printer input/output.

Here are the necessary modifications for both editor/assembler and disassembler programs originally written for the TRS-80.

The following modifications can be done by using RSM2D, which can be used to modify itself, as well as EDTASM. TBug can also be used, but only on RSM as it normally resides in the same memory location as EDTASM and so one of the two must first be moved to another location. EDTASM is resident in 4300H to 5D41H. 45CA 32E837 LD (37E8), A is the TRS-80 version of memory locations

45CAH, 45CBH and 45CCH, and serves to load the contents of the accumulator into location 37EB for driving the printer. This must be changed to the following: 45CA D3FD00 OUT A, FD. This loads the contents of the accumulator out to port FD which is the Video Genie printer port.

45DB 32E837 LD (37E8), A must also be changed to 45CA D3FD00. The 00 part is a non-operation to fill in the empty space.

45EE 3AE837 LD A, (37EB) checks printer status by loading the contents of memory location 37EB into the accumulator and must be changed as follows: 45EE DBFD00 IN A, FD which loads the accumulator from port FD.

(continued on next page)

(continued from previous page)

The disassembler is normally resident from 6C00 to 7E0C. 705B 21E837 LD A, 37E8 loads the accumulator with the contents of 37EB and can be replaced by a call to the printer routine in Basic ROM thus: 705B CDD205 CALL 05D2.

70B4 3E0A LD A, 0A loads the accumulator with 0AH, which is the Hex equivalent for carriage return and must be eliminated, as the ROM routine at 05D2H creates its own carriage return.

Therefore, if it is left, you obtain two carriage returns which tends to waste paper, especially over long listings of memory. It can be removed simply by replacing the entire function with non-operations: ie 70B4 00 00 NOP NOP.

If you take the trouble to disassemble RSM,

or use the Hunt facility to find all the positions of 37EB you will also find another at location 6D30H.

6D30 3AE837 LD A, (37EB) must be left as it is, otherwise the program fouls and you may have to re-load.

Bigger screen

Nigel Moat,
Colchester, Essex.

ZX-81

WHILE EXPERIMENTING on my ZX-81 I found a way of putting two extra lines at the bottom of the screen. In the manual on page 123 it states that you cannot Print or Plot on these two lines — which is true, but you can Poke on to these two lines just the same way as you Poke on to the rest of the screen. This can be very useful when you need a slightly larger screen.

With these two extra lines, your game displays can be larger. The extra lines can also be used to display messages, i.e., a message showing who wrote the program. Here is an example program to Poke on to these lines:

```
10 REM***POKE ON TO BOTTOM TWO LINES***
20 REM*** FOR ZX81 WITH 16K RAM***
30 LET X=PEEK 16396+256 * PEEK 16397
40 FOR N=1 TO 792
50 IF PEEK(N+X)<>118 THEN POKE (N+2),23
60 NEXT N
```

This program Poked an asterisk on to every screen location, including the extra lines at the bottom. If it is used with only 1K RAM, a display file will have to be set up first — it is already there with the RAM pack. Here is an example program to print on to those lines:

```
10 REM *** PRINT A STRING ON TO BOTTOM LINES ***
20 REM *** FOR ZX81 WITH 16K RAM ***
30 LET A$="PROGRAM BY NIGEL MOAT"
40 LET X=PEEK 16396 + 256 * PEEK 16397
50 FOR N=765 TO 765 + LEN A$
60 LET Y=CODE A$(N-764)
70 POKE N+X,Y
80 NEXT N
```

This program prints A\$ at the bottom of the screen. Finally, here is a program using the bigger screen. This program draws a box and then 140 blocks in random positions. You are the asterisk in the middle of the screen and you have to navigate yourself around the screen, without touching the barrier or the blocks or the trail of asterisks that you leave behind.

To move, you press "W" to go up, "X" to go down, "A" to go left and "D" to go right. Once you have started moving you cannot stop but can only change direction by pressing the appropriate key. At the top of the screen there are two scores. The first is the present score — the second is the highest so far. It starts easy but grows harder as the screen fills. You can make it harder by changing the number of blocks in line 16C.

(continued on page 74)

```
10 LET H=0
20 SLOW

30 LET X = PEEK 16296+256*PEEK16397
40 FOR N=34 TO 65
50 POKE N+X,128
60 NEXT N

70 FOR N=65 TO 792 STEP 33
80 POKE N+X,128
90 NEXT N

100 FOR N=791 TO 760 STEP-1
110 POKE N+X,128
120 NEXT N

130 FOR N=760 TO 34 STEP-33
140 POKE N+X,128
150 NEXT N

160 FOR N=1 TO 140
170 LET P=INT(RND*758)+34
180 IF PEEK(X+P)<>0 THEN GOTO 170
190 POKE X+P,128
200 NEXT N

210 PRINT AT 0,7;"000"; TAB 23;"000"
220 PRINT AT 0, -(LEN(STR$ H)); H
230 LET X=X+381
240 LET S=0
250 POKE X,23
260 LET C$=""

270 LET B$=INKEY$
280 IF B$="W" OR B$="X" OR B$="A" OR B$="D"
THEN GOTO 300
290 LET B$=C$
300 IF B$="" THEN GOTO 270
310 LET C$=B$
320 IF B$="W" THEN LET X=X-33
330 IF B$="A" THEN LET X=X-1
340 IF B$="D" THEN LET X=X+1
350 IF B$="X" THEN LET X=X+33
360 IF PEEK X<>0 THEN GOTO 390
362 POKE X,23
380 GOTO 270

390 POKE X,151
400 IF S>H THEN LET H=S
410 PRINT AT 0,13:"PRESS ANY KEY"
420 IF INKEY$<>"" THEN GOTO 420
430 IF INKEY$="" THEN GOTO 430
440 CLS
450 GOTO 30

365 LET S=S+1
370 PRINT AT 0, -(LEN(STR$ S));S
```

NewBear Limited



sharp operators go to Newbear



Newbear is the biggest Sharp dealer in the country.

FOR THE MZ-80K HARDWARE

MZ80-K 48K RAM	£410.00
MZ80-K 48K RAM	£410.00
MZ80K-FD DUAL DISC UNIT	£589.00
M280K-P3 PRINTER	£385.00
MZ80K-105 SLOT I/O BOX	£87.00
BI-DIRECT. V24/RS232 CARD	£99.50
UNIVERSAL I/O CARD	£45.00
RS232 I/O BOX WITH PSU	£64.95
(SINGLE DIRECT NO I/O BOX REQD. O/P ONLY)	

GAMES BOOKS. WORD PROCESSING. EDUCATION PRINTERS. DISCS. + THE LATEST MZ-80B!

GAMES			
ANIMATE	£5.50	GUESS WORD	£5.50
BLOCKADE	£5.50	GUN	£5.50
BOMBER	£5.50	HANGMAN	£5.50
BREAKOUT	£5.50	HEADON	£5.50
CAMELOT	£5.50	HOME BUDGET	£5.50
CATCH 2000/INVADER	£5.50	HUNTER KILLER	£5.50
CHESS	£10.50	INTRUDER	£5.50
COMBAT	£5.50	J.S. LINE 4	£5.50
CONCENTRATION	£5.50	LARGE DISPLAY	£5.50
CRIBBAGE	£10.50	LIFE	£8.00
DONKEY DERBY	£5.50	LUNAR	£5.50
ELECTRONIC ORGAN	£5.50	LUNAR LANDER	£5.50
ENIGMA	£5.50	MAP OF ENGLAND	£5.50
EVASION	£5.50	MASTERMIND	£5.50
EXECUTIVE	£8.00	MIZ MAZE	£8.50
EXPLORING AFRICA	£5.50	MONKEY CLIMB	£5.50
FALL OUT	£5.50	MORTAR ATTACK	£5.50
FIREBALLS	£5.50	PATIENCE	£5.50
4 INAROW	£5.50	POKER	£5.50
FRUIT MACHINE	£5.50	PONTOON	£5.50
GRAPHICS/MUSIC PACK	£5.50	PRINCESS & MONSTER	£5.50
TYCOON	£5.50	3D	£5.50
		RACING	£5.50
		RACETRACK	£5.50
		RAIDER	£5.50
		REACTOR	£5.50
		ROAD HUNTER	£8.00
		RHYMES	£5.50
		SHAPEMATCH	£5.50
		SHARP DEMO(GRAPHICS)	£5.50
		SHOWJUMPING	£5.50
		SNAKES & LADDERS	£5.50
		SPACE BATTLE	£5.50
		SPACE INVADERS	£5.50
		SPACE PURSUIT	£5.50
		STAR TREK	£5.50
		STOMPER	£5.50
		SUBMARINE	£5.50
		SUPER FIRE	£5.50
		SUPER SIMON	£5.50
		SWORDMAN	£8.00
		MAZE	£5.50
		TANKWARPIWALL	£5.50
		TEN PIN BOWLING	£5.50
		TRADER SMITH	£8.00
		U.F.O.	£5.50

UTILITY PACKAGES

APOLLO WORD PROCESSOR V1.9	DISSASSEMBLER (ZEN COMPATIBLE)	£10.50
ANIMATE	CRYSTAL BASIC	£40.00
CASSETTE DATABASE	SUPER COPY	£10.50
BASIC EXTENSIONS	PROGRAM FILING INDEX	£5.50
ARDENSOFT TOOLKIT	MUSIC COMPOSER-EDITOR	£10.50
CP/M (INCLUDES HARDWARE MOD., CP/M DISC & FULL DOCUMENTATION)	DOUBLE PRECISION BASIC FOR THE MZ80K DISC SYSTEM	£4.00
ZEN EDITOR/ASSEMBLER	PASCAL SP4015 (CASSETTE)	£50.00
SHARP EDITOR/ASSEMBLER		
ZEN-DOS		£45.00
SHARP MACHINE CODE TAPE & MANUAL		£37.50
		£22.50

SEND FOR FULL CATALOGUE

Please add V.A.T. to all prices

Newbear Limited. (Head Office) 40 Bartholomew St., Newbury, Berks. Tel: (0635) 30505. Telex: 848-507 NCS
Newbear Limited. First Floor Offices: Tivoli Centre, Coventry Road, Birmingham. Tel: (021) 707-8255
Newbear Limited. Stockport Road, Cheadle Heath, Manchester. Tel: (061) 491-2290

EDUCATIONAL PACKAGES

TIMETABLING AID	£19.50
CHILDRENS MATHS	£5.50
PHONE FOR LATEST LIST	

BUSINESS PACKAGES

STOCK CONTROL (DISC)	£95.00
MAILING LIST (DISC)	£19.50
MAILING LIST (CASSETTE)	£14.50

ACCESSORIES

MZ80-K MANUALS	
MONITOR LISTING (COMMENTED)	£15.00
BASIC 5025 MANUAL	£7.00
MZ80-K SERVICE MANUAL	£7.50
MZ80-10 SERVICE MANUAL	£5.00
MZ-80P3 SERVICE MANUAL	£7.50
MZ-80FD SERVICE MANUAL	£10.00
MZ80-K DUST COVER	£9.95

Please send me details of: _____

Name _____

Company _____

Address _____

pc _____

SOFTWARE FILE

(continued from page 72)

Revolutionary art

S Farr,
Hampshire.

ZX-81

THIS REVOLUTIONARY new program plots three-dimensional pictures. The program is for a 3K or larger ZX-81. When the program

is run, you have to enter an equation which must contain the values X or Y or both. The program then prints the picture, which takes about three minutes.

Here are four different demonstration lines which can be entered into the machine when the program is run, or you can create your

own input lines and see your own masterpiece being created.

- 1: SIN(X/13)* SIN(Y/6.5)* 30
- 2: (SIN((X-10)/6.5) + 1)* (SIN((Y-5)/3.25) + 1)*8
- 3: SIN(X/6.5)* SIN(Y/6.5)* 15 + 11
- 4: SIN(X/6.5)* SIN(Y/3.25)* 10 + 11

```
10 FAST
20 REM ** 3-D EQUATION PLOTTER **
30 DIM W(2,64)
40 INPUT Z#
50 FOR Y = 0 TO 21
60 FOR X = 0 TO 42
70 LET Z = VAL Z# + Y
```

```
80 IF Z<W(2,X+Y+1) OR NOT Y OR X = 42 THEN LET W(2,X+Y+1) = Z
90 IF Z>W(1,X+Y+1) OR NOT Y OR X = 42 THEN LET W(1,X+Y+1) = Z
100 IF W(2,X+Y+1) = Z OR W(1,X+Y+1) = Z THEN IF Z<44 AND Z>-1 THEN
PLOT X+Y,Z
110 NEXT X
120 NEXT Y
```

Instant execution

D Jansons,
Bolton.

GENIE

WHEN EITHER of these two routines replace the End statement of an assembler program, they enable execution immediately the program has loaded. Version 1 intercepts the keyboard-scan routine and sends back an oblique then an Enter just as if they had been typed in through the keyboard.

Version 2 intercepts the keyboard-scan

routine, re-sets the driver address to 03E3H, then loads the start address from the system tape entry point store, 40DFH, and jumps to

it. The main assembler program is assumed to start at Start; this can easily be altered as required.

VERSION 1

```
CHANGE LD HL,CHANG2
LD (4016H),HL
LD A,'/'
RET
CHANG2 LD HL,0DH
LD (4016H),HL
LD A,0DH
RET
ORG 4016H
DEFW CHANGE
END START
```

VERSION 2

```
CHANGE LD HL,03E3H
LD (4016H),HL
LD HL,(40DFH)
JP (HL)
ORG 4016H
DEFW CHANGE
END START
```

Figure handling

B M Hawkes,
Budleigh Salterton,
Devon.

ZX-81

ALTHOUGH BASIC is a mathematically-orientated language, the versions on most hobbyist micros suffer from excessive accuracy — the results are displayed to far more significant figures than are required for most purposes. This can be awkward when the results are to be tabulated, especially in such micros as the ZX-81, where the number of characters per line is only 32.

Also, tabulation is normally left-justified, whereas it is neater to align the decimal points. These subroutines are designed to carry out those operations.

The first corrects a number of N significant figures, the second to N places of decimals, and the third prints a number with the decimal point at a specified tabulator position. In the first two, it is assumed that the number is already held as A, and that N is also held. At the end of the subroutine, A is corrected to the given accuracy. If the full value is required also, a line such as LET B=A should be inserted beforehand.

In the third program, the number to be printed is again assumed to be held as A, but the tabulator position X of the decimal point is inserted by an Input statement in the subroutine, though it could equally well be inserted by a Let or a Data statement if appropriate to the machine concerned.

Although the programs are written in ZX-81 Basic, the modifications likely to be required for other dialects have been noted.

Lines 510-550 handle integers, 560-650 handle decimals with an integral part, and 660-720 handle decimals less than one. The following modifications are likely to be needed for other dialects of Basic. Line 580:

IF ASC(MID\$(A\$,X,1))=46 THEN GOTO 610

Line 670:

IF ASC(MID\$(A\$,Y,1))>47 THEN GOTO 700

Also many Basics use "up arrow" for

exponentiation where Sinclair uses two asterisks, so this may need to be altered, and in some Basics storage space could be saved by omitting Let, etc.

To correct A to N decimal places:

```
500 LET X = 10**N
510 LET A = INT(A*X + 0.5)
520 RETURN
```

This should run with any Basic dialect except, of course, integer Basics. To align decimal points in a list:

```
600 INPUT X
610 LET M = LEN STR$ INT A
620 IF INT(10*A)<>0 OR A = 0 THEN GOTO 640
630 LET M = M - 1
640 PRINT TAB X - N; A
650 RETURN
```

```
500 IF INT A <> A THEN GOTO 560
510 IF A < 10**N THEN RETURN
520 LET X = LEN STR$ A
530 LET A = A + 5*10**(X-N-1)
540 LET A = 10**(X-N)*INT(A/10**(X-N))
550 RETURN
560 LET A$ = STR$ A
570 LET X = 1
580 IF CODE A$(X) = 27 THEN GOTO 610
590 LET X = X + 1
600 GOTO 580
610 IF A < 1 THEN GOTO 660
620 LET A = A + 5 * 10 ** (X-N-2)
630 LET Y = 10**(N-X+1)
640 LET A = INT(A*Y)/Y
650 RETURN
660 LET Z = 1
670 IF CODE A$(Z)>28 THEN GOTO 700
680 LET Z = Z + 1
690 GOTO 670
700 LET A = A + 5*10**(X-Z-N)
710 LET Y = 10**(N+Z-X-1)
720 GOTO 640
```

SOFTWARE FILE

Spacefire

Marcus Altman,
Westcliff-on-Sea, Essex.

PET

THIS GAME is in two parts: the first is a maze and the second is a Space Invaders-type game.

The program starts by asking you if you want to play the easy or difficult version of the game. In the hard version, there are explosive mines to avoid in the second part of the game which are absent in the easy version. You are then asked if you want instructions and once you have either read them or skipped them, you progress to the first part of the game.

In the top left-hand corner of the screen you

will see the time ticking away, second by second. When it reaches 200, the game is over and you are told so. You have to find your way through the maze as quickly as possible by using the keys described in the instructions. Once you arrive within one square of the dot at the top of the screen, you are put into the second part of the game automatically.

The idea here is to destroy as many of the enemy ships as you can. They will swoop down from the mother-ship at the top of the screen at various angles. They leave the screen at one side and they will return from the opposite side.

You can move your sight around the screen using the same keys as for the maze but you do not have to keep on banging the keys because once you have pressed a key to move in a certain direction, your sight will move that way until you press another or press 7 which stops your movement. To make the game a little easier, when you move up or down, the enemy ships stay where they are and start to move again when you stop or turn sideways.

To fire, press 5. If the enemy is on one of the crosspieces of your sight when you fire, you score five points, but if you hit it dead centre, you score 10 points.

```

0 PRINT "J"
1 PRINT "THIS IS THE GAME OF SPACEFIRE AND IT WAS"
2 PRINT "    INVENTED BY MARCUS ALTMAN"
3 PRINT "GOTO 10"
4 PRINT " DO YOU WANT INSTRUCTIONS?(Y-OR-N)"
5 GET Q#
6 IF Q#="Y" THEN GOTO 19
7 IF Q#="N" THEN GOTO 38
8 GOTO 5
9 PRINT "XXXXXXXX"
10 PRINT "DO YOU WANT TO PLAY THE EASY OR HARD"
11 GET A# IF A#="E" THEN S7=1 GOTO 4
12 IF A#="H" THEN S7=0 GOTO 4
13 GOTO 11
19 PRINT "J"
20 PRINT "IN THE FIRST PART YOU HAVE TO GET TO"
21 PRINT "X" "TO CONTROL YOUR SHIP(X)" "THE END OF THE MAZE."
22 PRINT "2=DOWN 4=LEFT 6=RIGHT 8=UP"
23 PRINT "X" "WHEN YOU GET OUT OF THE MAZE YOU GO ONTO"
24 IF S7=1 THEN GOTO 26
25 PRINT "IF YOU HIT A MINE YOU LOSE 1 OF 3 LIVES."
26 PRINT
27 PRINT "YOU HAVE 200 SECONDS TO KILL AS MANY"
28 PRINT "YOUR SIGHTS ARE MOVED THE SAME AS ABOVE AND TO FIRE PRESS 5."
29 PRINT "YOU CAN HIT WITH THE EDGE OF THE SIGHTS BUT SCORE 5 NOT 10."
30 PRINT "YOUR SIGHTS KEEP ON MOVING IN THE SAME DIRECTION AS THE LAST NO."
31 PRINT "PRESSED UNTIL YOU PRESS A DIFFERENT NUMBER."
32 PRINT "7 STOPS YOUR SIGHTS MOVING."
33 PRINT "REMEMBER YOU CAN GO OFF ONE EDGE OF THE SCREEN AND COME ON AT THE OTHER"
34 PRINT "TO GO ON PRESS 6."
35 GET Q# IF Q#="6" THEN GOTO 38
36 GOTO 36
37 REM SET UP MAZE
38 PRINT "J" FOR B=32768 TO 32807:POKE B,160:NEXT B
39 LET C=32788
40 POKE C,46
41 LET BB=INT(40*RND(1)+34752)
42 LET CC=INT(3*RND(1)+1)
43 IF CC=1 THEN DD=1
44 IF CC=2 THEN DD=-1
45 IF CC=3 THEN DD=-40
46 BB=BB+DD:POKE BB,96
47 IF BB<33928 THEN GOTO 71
48 GOTO 62
49 FOR EE=1 TO 400
50 GG=160
51 LET FF=INT(800*RND(1)+32928)
52 IF PEEK(FF)=96 THEN GG=96
53 POKE FF,GG
54 NEXT EE
55 LET E=INT(40*RND(1)+34752)
56 POKE E,43
57 Z=TI
58 REM SET TIMER
59 V=TI-2
60 Y=Y/60
61 V=INT(V)
62 REM GET KEY FOR MOVING SHIP
63 GET F#
64 PRINT "X":PRINTY
65 POKE E,65
66 IF F#="2" THEN G=40:GOTO 170
67 IF F#="4" THEN G=-1:GOTO 170
68 IF F#="6" THEN G=1:GOTO 170
69 IF F#="8" THEN G=-40:GOTO 170
70 GOTO 115
71 REM MOVE SHIP AND SEE IF IT HAS HIT A SQUARE
72 POKE E,32:E=E+G
73 IF PEEK(E)=160 THEN GOTO 250
74 POKE E,65
75 IF PEEK(E-40)=46 THEN GOTO 300
76 GOTO 115
77 GOTO 255
78 REM DON'T LET SHIP TOUCH SQUARE
79 POKE E,160:E=E-G:POKE E,43
80 Y=Y+10:GOTO 115
81 REM SET STORES TO 0 AND SET UP SCREEN
82 PRINTCHR$(147):A=0:B=0:C=0:D=0:E=0:F#="0":G=0:S=0:T=0:U=0:V=0
83 POKE 32821,160:POKE 32835,160
84 FOR P=32781 TO 32795:POKE P,160:NEXT P
85 REM STARS
86 FOR A1=1 TO 200
87 LET A=INT(800*RND(1)+32928)
88 POKE A,46
89 NEXT A1
90 REM MINES
91 IF S7=1 THEN GOTO 360
92 FOR S4=1 TO 10
93 LET S5=INT(800*RND(1)+32928)
94 POKE S5,95
95 NEXT S4
96 REM SIGHTS
97 B=33307:B1=33309:B2=33268:B3=33348
98 POKE B,70:POKE B1,70:POKE B2,93:POKE B3,93
99 REM ENEMY SHIP
100 LET C=INT(11*RND(1)+32865)
101 GOSUB 2000
102 REM SET ANGLE OF MOVEMENT
103 LET D=INT(5*RND(1)+38)
104 POKE C,32:C=C+D:POKE C,83
105 IF C=33767 THEN POKE C,32:GOTO 390

```

```

440 GET E#
441 V=TI-2:V=Y/60:V=INT(V):IF V>200 THEN GOTO 5000
442 PRINT "X":PRINTY:PRINT "M":PRINTZ
443 IF E#="2" THEN F=40
444 IF E#="4" THEN F=-2
445 IF E#="6" THEN F=1
446 IF E#="8" THEN F=-40
447 IF E#="5" THEN GOTO 560
448 IF E#="7" THEN F=0
449 REM MOVE SIGHTS AND SEE IF SIGHTS HAVE TOUCHED A MINE
450 POKE B,32:POKE B1,32:POKE B2,32:POKE B3,32
451 B=B+F:B1=B1+F:B2=B2+F:B3=B3+F
452 IF PEEK(B)=35 THEN GOTO 3000
453 IF PEEK(B1)=35 THEN GOTO 3000
454 IF PEEK(B2)=35 THEN GOTO 3000
455 IF PEEK(B3)=35 THEN GOTO 3000
456 POKE B,70:POKE B1,70:POKE B2,93:POKE B3,93
457 REM STOP SIGHTS MOVING TOO FAR
458 IF B3>33698 THEN J=-40:GOTO 2500
459 IF B2<32928 THEN J=40:GOTO 2500
460 IF F=40 THEN GOTO 440
461 IF F=-40 THEN GOTO 440
462 GOTO 420
463 REM FIRING SEQUENCE
464 K=B-10:L=B1+10:M=B3+400:N=B2-400
465 K=K+1:L=L-1:M=M-40:N=N+40
466 P0=93
467 IF M>33698 THEN P0=32
468 POKE K,64:POKE L,64:POKE M,P0:POKE N,93
469 IF K=B THEN GOTO 600
470 GOTO 570
471 K=B-10:L=B1+10:M=B3+400:N=B2-400
472 K=K+1:L=L-1:M=M-40:N=N+40:POKE K,32:POKE L,32:POKE M,32:POKE N,32
473 IF (B+1)=C THEN LL=10:GOTO 1000
474 IF B=C THEN LL=5:GOTO 1000
475 IF B 2=C THEN LL=5:GOTO 1000
476 IF B 3=C THEN LL=5:GOTO 1000
477 IF B1=C THEN LL=5:GOTO 1000
478 IF K=B THEN POKE B,64:POKE B1,64:F=0:GOTO 420
479 GOTO 610

```

```

999 REM SUCCESS=YOU HIT ENEMY
1000 PRINT "J"
1001 Z=Z+LL
1002 PRINT "X"
1003 PRINT "X"
1004 PRINT "X"
1005 PRINT "X"
1006 PRINT "X"
1007 PRINT "X"
1008 PRINT "X"
1009 PRINT "X"
1010 PRINT "X"
1011 PRINT "X"
1012 PRINT "X"
1013 PRINT "X"
1014 FOR Q3=1 TO 1000:NEXT Q3
1015 GOTO 300
1016 REM SET UP MOTHER SHIP AGAIN
1017 POKE 32821,160:POKE 32835,160
1018 FOR P=32781 TO 32795:POKE P,160:NEXT P
1019 RETURN
1020 REM STOP SIGHTS GOING TOO FAR
1021 POKE B,32:POKE B1,32:POKE B2,32:POKE B3,32
1022 B=B+J:B1=B1+J:B2=B2+J:B3=B3+J
1023 POKE B,70:POKE B1,70:POKE B2,93:POKE B3,93
1024 GOTO 420
1025 REM BAD LUCK=YOU'VE BEEN HIT
1026 PRINT "J"
1027 PRINT "X"
1028 PRINT "X"
1029 PRINT "X"
1030 PRINT "X"
1031 PRINT "X"
1032 PRINT "X"
1033 PRINT "X"
1034 PRINT "X"
1035 PRINT "X"
1036 PRINT "X"
1037 FOR Q6=1 TO 1000:NEXT Q6
1038 Z=Z+1
1039 IF Z>=3 THEN GOTO 3200
1040 GOTO 300
1041 PRINT "J"
1042 PRINT "XXXXXXXX"
1043 PRINT "YOU'VE BEEN HIT 3 TIMES AND SCORED:"
1044 PRINT "XXXXXXXX"
1045 PRINT "XXXXXXXXXX":Z3:"POINTS"
1046 GOTO 4000
1047 PRINT "XXXXXXXX":Z3:"POINTS"
1048 PRINT "DO YOU WANT ANOTHER GAME?"
1049 Z3=0:Z6=0:Y=0
1050 INPUT A#
1051 IF A#="YES" THEN GOTO 0
1052 IF A#="NO" THEN END
1053 GOTO 4010
1054 PRINT "J"
1055 PRINT "XXXXXXXX"
1056 PRINT "YOU'VE RUN OUT OF TIME AND SCORED:"
1057 PRINT "XXXXXXXX"
1058 PRINT "XXXXXXXXXX":Z3:"POINTS"
1059 GOTO 4000

```

(continued on next page)

(continued from previous page)

Easing operation

P R Ainsworth,
Swansea.

ZX-81

I HAVE NOTICED an interesting number of letters from Sinclair ZX-80/81 owners complaining about faults and difficulty of operation. I have owned a ZX-81 for several months and have experienced and investigated many of the problems. Most can be solved and I hope my experiences will save other owners from some of the frustration and annoyance.

Operating temperature is a problem with ZX-80 and ZX-81 not helped on the ZX-81 by the fact that the Sinclair-designed integrated circuit has an operating temperature of 70°C. I have carefully drilled four .25in. holes along the back face of the ZX-81, using a sleeve on the drill bit to prevent internal damage to the machine. This allows warm air to escape, and the keyboard remains only slightly warm after several hours of operation.

My cassette recorder, a £20 Ferguson model, has always loaded and saved perfectly using standard C-60 tapes, provided that the correct procedures are followed. A few points worth re-stating are:

- Disconnect one end of the lead not in use — the ear lead when saving, the microphone lead when loading — this prevents interference and is particularly important during Save to ensure that the five-second silence preceding the program is not distorted.
- When loading programs without using the name option, ensure that the tape is positioned just inside the five-second silence before starting the load, otherwise the buzz preceding the silence may cause problems. This is particularly important on the ZX-80 which does not have the named-program facility.
- If you are buying a recorder, avoid the very


cheap ones unless you can test them and try to find one with a tape counter.

Intermittent memory failure is an extremely frustrating problem which occurs only since I received my 16K RAM pack. The symptoms are a sudden program crash, often just as a key is depressed, with strange patterns appearing on the screen.

The only way to regain control is to power off, although the machine may occasionally re-set itself but clearing its memory in the process. There is not any fault in either ZX-81 or RAM — the problem arises because of the design of the edge connector. The ZX-81 has flexible cushion feet and the RAM does not — as both touch the surface on which the machine rests, and the joint is not rigid, some slight relative movement occurs every time a key or the machine itself is touched.

In these circumstances, memory lapses are not just possible — they are inevitable. Cleaning the edge connector and smearing it with petroleum jelly improves the mean time between failures — in my case from 15 to 45 minutes but the effective and permanent cure is to make the edge connector a rigid joint.

I have attached a rigid aluminium strip to the underside of the ZX-81 and this supports the underside of the RAM pack. With thicker sponge feet on the ZX-81, the RAM is then clear of the working surface and there is no flexing at the joint.



In the diagram, the gap at the rear of the supporting strip is to allow removal of the RAM, and is filled with flexible plastic or rubber tube when the RAM is in place. If the support strip is attached using screws and nuts, be careful that they do not project too far into the machine — the PCB is quite close.

I have spent an evening modifying the Lunar Landing program to improve the display, the speed of execution and screen update, the crash graphics which did not work, the orbital calculations which were not very accurate and the ease of control. Of course, the program is now larger but the end result is very different.

Incidentally, I have found that most reasonable games programs written with good graphics and clear instructions and designed to be crash-proof tend to occupy about 10 to 12K on the ZX-81 — Lunar Landing, Black Box, Yahtzee and Sheepdog for instance have all finished in this range.

For those who find that the Sinclair Combat program will not work without crashing the system, there are several invalid program lines in my version: Line 705 should read

POKE 16437,255

Line 6012 should read

LET MC = MC-1

Line 7091 has such severe corruption that any attempt to edit it crashes the machine. However, deleting this line number does work, and a new line 7092 appears as if by magic. Line 7091 can now be input as

POKE 16437,255

My normal means of checking that an input number is, say, a positive whole number is to use the form:

100 INPUT X

110 IF ABS INT X <> X THEN GOTO 100

However, on the ZX-81 I suddenly discovered that if alphabetic keys are pressed, they can be accepted. The system will accept them if they are the same as a previously declared variable, otherwise the program will terminate with an undefined-variable error.

To make my programs foolproof now requires all input to be either Character or via the Inkey function, and validity checking of multi-digit numbers input via a character variable can be quite cumbersome.

More in store

E J Harding,
Cullompton, Devon.

ATOM

THIS PROGRAM is useful for storing large amounts of text — in this case, the upper text/graphics space. When typing in text using the program, care should be taken that words have enough space to be fitted on the rather small lines, and do not overlap on to the next line.

Instead of using the delete key, use Ctrl h, as this will delete the unwanted characters from the memory, while delete only adds backspaces to the text.

To return from the typing-in mode, type Ctrl l. The listing of the text is in the non-paged mode, and to halt the printing of the text, the Ctrl key should be pressed and the shift key resumes the output.

If you have the off-board expansion RAM card fitted, the value of "m" in line 10 should be altered to the start address of the expansion

text space. This will reduce the screen noise, which results from accessing graphics memory when in- or outputting text.

Running the program from a cold-start, "d" should be cleared of random contents by setting it to zero. To save the text on tape, first enter the immediate mode by typing Esc, then find the end address by typing:

P.&d + £8201

then save the text by typing

*save 8200 XXX

where XXX is the number typed.

```

2 REM textfiles
4 ?#81#0;F=#80
6 V=#21C;V=#B0FE7120;V!4=#022C2007;V!8=#60E8185
8 V!12=#F8DOFFA9;V!16=#FEA74C08
10i M=#8200;R#FFFE3
12 P.$12,"(11 spaces)TEXT FILES"
14k IN."WRITE/LOAD/REVIEW(W/L/R)"$F;IF $F="W" D=0;G.c
16 IF $F="R" AND D 0 G.z
18 IF $F#R" P."NO TEXT IN MEMORY";G.k
20 IN."END ADDRESS OF FILE "D;D=D+#8200
22 P."WIND TO FILE AND"
24 *LO.8200
26 G.a
30c DO
32t LINK R;LINK V;IF ?#81=255 G.t
34 IF ?#81 13 G.v
36 D?M=13
38 P.$13
40 D=D+1
42 D?M=10
44 P.$10
46 G.l
48v IF ?#81 8 G.a
50 D=D-1;P.$8
52 G.b
54a IF ?#81=#1F G.b
56 D?M=?#81;P.$?#81
58l D=D+1
60b IF D=5000 P.$7
62 U.?#81=17
64 P.$12
66a IN."REVIEW/CONTINUE/BEGIN(R/C/B)"$F
68 IF $F="C" ?#E1#80;G.c
70 IF $F="B" 0=0;?#E1=0;G.c
72 P.$12;?#E1=0
74z F.W=0 TO (D-1)
76 IF ?#B001 191 G.o
78 DO U.?#B001=127
80 P.$W?M
82 N.J.G.a
    
```

Step by step with the computer system designed for tomorrow.

High Resolution Graphics Card

£79.00 Ready +VAT Built

- * 256 x 256 Pixels
- * 8K of Static RAM
- * Wideband Modulator
- * Mixed Text with Graphics

The next step in expanding your Microtan System, the Graphics Card, comprises of its

between the end of Tanex memory and the beginning of I/O space. In fact the board can double as an 8K extension RAM board!

This card also takes full advantage of the block selection logic of your



system motherboard and allows you to set it up as a block in its own right, (with the full read and write protection of course) or in a 'Phantom' mode where it will appear on all blocks selected, at the same memory position.

The pixels are arranged as rows of 32 bytes (of 8 bits) by 256 columns, giving a resolution of 256 x 256! The same resolution that the screen characters themselves are displayed at. For colour connect 3 up and feed them to the RGB inputs of your monitor.

Price: £79.00
 VAT: £11.85
 Total: £90.85
 Postage and Packing: £1.50



own wideband modulator to give a really stable, high-contrast picture with the added bonus that you can patch through from the Microtan Modulator to an extra quality text display at the same time. It has its own on-board 8K of RAM for screen memory and a clever system of switching which allows you to decide where abouts in the memory map you want the board to reside, switchable on any 8K boundary

tangerine
 computer systems ltd
 Forehill Works, Ely,
 Cambs. CB7 4AE.

To Tangerine Computer Systems Limited, Forehill Works, Ely, Cambs. CB7 4AE

Please send me

Quantity	Unit price	Total
	High Resolution Graphics Card(s) £79.00	
	+ VAT @ 15% £11.85	
	Total	

I enclose cheque/postal order for the above amount **OR** please charge my Access/Barclaycard. My account no. is:

--	--	--	--	--	--	--	--	--	--	--	--	--	--	--	--	--	--	--	--

Please send me further details of the complete Tangerine Computer Systems range and my local supplier

Name _____

Address _____

YC

SHARP

MZ-80K SPECIAL OFFER!

A proper full size microcomputer for less than the real cost of a toy microcomputer. The Sharp comes with **48k** of RAM and the screen and cassette are built in, instead of being expensive extras.

Nett	VAT	Total
347.00	52.00	399.00

OTHER SHARP PRICES.

	NETT	V.A.T.	TOTAL
MZ80 I/O Expansion Interface	96.00	14.40	110.40
MZ80 F.D. Dual Disks.....	560.00	84.00	644.00
MZ80 F I/O Disk Interface.....	52.00	7.80	59.80
MZ80 FMD Master Disk and Manual... ..	20.00	3.00	23.00
MZ80 F15 Disk Cable.....	8.00	1.20	9.20
MZ80 FOS Extra Disk Cable.....	7.00	1.05	8.05
MZ80 P3 Dot Matrix Printer	365.00	54.75	419.75
MZ80 T20C Machine Language.....	18.00	2.70	20.70
MZ80 TU Assembler.....	36.00	5.40	41.40
MZ80 T40E Pascal.....	40.00	6.00	46.00
MZ80 I/O-1 Universal Interface Card... ..	40.00	6.00	46.00

8 Shops & Mail Order

LIVERPOOL MICRODIGITAL

33 Dale Street, Liverpool, L2 2HF. Tel: 051-236 2828
 Manager: Tim Best. Between the Town Hall and Magistrates Courts. (within Lasky's).

BIRMINGHAM MICRODIGITAL

19/21 Corporation Street, Birmingham, B2 4LP. Tel: 021-632 6303.
 Manager: Peter Stallard. 300 yards from Bullring Centre (within Lasky's).

EDINBURGH MICRODIGITAL

4 St. James Centre, Edinburgh, EH1 3SR. Tel: 031-556 2914.
 Manager: Colin Draper. East end of Princes Street, St. James Centre (within Lasky's).

SHEFFIELD MICRODIGITAL

58 Leopold Street, Sheffield, S1 2GZ. Tel: 0742 750971.
 Manager: Justin Rowles. Top of the Moor, opposite town hall (within Lasky's).

CHESTER MICRODIGITAL

The Forum, Northgate Street, Chester, CH1 2BZ. Tel: 0244 317667.
 Manager: Jeremy Ashcroft. Next to the town hall (within Lasky's).

MANCHESTER MICRODIGITAL

12/14 St. Mary's Gate, Market Street, Manchester, M1 1PX. Tel: 061-832 6087.
 Manager: Lesly Jacobs. Corner of Deansgate (within Lasky's).

NOTTINGHAM MICRODIGITAL

1/4 Smithy Row, Nottingham, NG1 2DU. Tel: 0602 415150.
 Within Market Square, Exchange Buildings, Nottingham (within Lasky's)

KINGSTON MICRODIGITAL

38/40 Eden Street, Kingston, KT1 1EP. Tel: 01-546 1271.
 Opposite Main Post Office (within Lasky's)

Mail Order

If you are unable to get to a Microdigital shop then you can buy your requirements from our Mail Order Department at **Microdigital Limited, FREEPOST** (No stamp required), Liverpool, L2 2AB

The Conditions of Business are the same as the shops except:

1. Allow one week for personal cheques to clear.
2. Add £1 p&p to orders under £10
3. Carriage free on orders over £10 within Mainland U.K. Overseas add 15%

Telephone Orders

Just give your credit card number and requirements on our 24 hour 7 day
 Anvaphone Service: 051-236 0707 Mail Order Manageress - Lyn Major



2 year parts and labour guarantee on all Sharp products supplied by Microdigital

Microdigital Limited

Microdigital Limited is part of the retail division of the Ladbroke Group of companies and is registered in England.
 Registered Number: 319646437
 Registered Office: Chancel House, Neasden Lane, London NW10
 Directors: P. M. George, P. Klein, G. W. Ralph, D. J. Sate, T. Edmundson.
 Ultimate Holding Company: Ladbroke Group Limited. VAT Number: 240 1132 31

Computer Retailers Association

We are founder members of the Computer Retailers Association, a voluntary organisation of leading micro-computer dealers and service organisations. The purpose of the Association is to maintain and improve standards of trading and customer support within the industry and to present the industry's case to the outside world. The Association also acts as a forum where members can discuss common problems.

Microdigital Mail Order Form

Office Use only	Goods required	Price
	1	
	2	
	3	
	4	
	5	
	6	
VAT in this ad has been calculated at the rate of 15% current at the time of writing. Please allow for any changes.		Add £1 P & P to orders under £10
If you require a Stereo Club application form tick this box <input type="checkbox"/>		Total

MAIL TO: Microdigital Limited, Freepost, Liverpool L2 2AB

Name: _____ Access 5224
 Address: _____

 Post Code: _____ American Express/Diners Club/
 Tel (day): _____ Stereo Club No _____
 _____ Expiry date _____

YC 11/81

MICRODIGITAL

The Microcomputer Specialists

COMPETITION CORNER

A £15 book token will be awarded to the first correct solution drawn from the competition bag. All entries must be at the *Your Computer* offices by the last working day in November. The name of the winner, the solution, and a competition report will be published in the January issue of *Your Computer*.

If you want to set a competition for Competition Corner, remember that the simplest solution should be calculable by a short program rather than by any other form of reckoning.

YOU HAVE BEEN captured by the trolls of Zellers Hill and suspended in a cage over a pit of ravenous man-eating worms. You are fed well enough, but the smell of the worms is revolting. Your only chance to escape is on New Year's Eve, when the trolls let you down to join in the festivities, and just for fun, may make you run for your life at midnight through their cave system while they pile

Trolls' cave

BY ANTHONY ROBERTS

treasures on to you — or perhaps take some away.

You know for a certainty that should you walk out of the hill carrying any treasure, you

will be set on and killed by the bandits waiting for you. So you must ensure that you lose it all before you leave. Of course, you make it. On what day of the week did you make your escape?

This is the cave system and the trolls' individual instructions for each cave: all passages are one-way only.

Cave A — Gives you an amulet and five bracelets.

Cave B — Gives you one more diamond than the new year — e.g., 80 diamonds in 1979, 86 diamonds in 1985.

Cave C — Gives you as many coins as you have bracelets, but takes away as many diamonds as you have amulets.

Cave D — Sends you down the left fork if you have fewer amulets than diamonds, else sends you to the right.

Cave E — Gives you three more amulets.

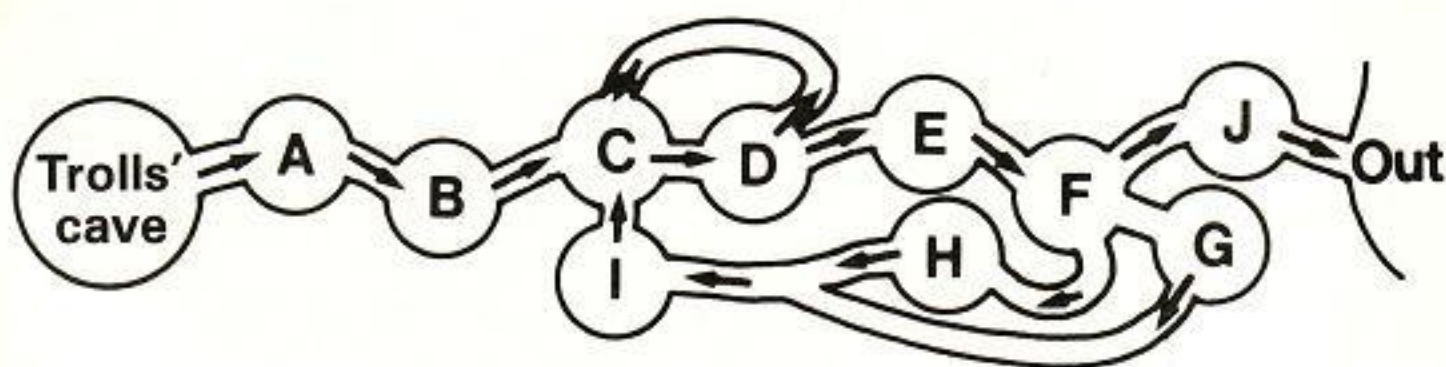
Cave F — Directs you left to the final cave, if you have at least 10 amulets, straight on if you have less than five, and to the right otherwise.

Cave G — Takes from you as many bracelets as you have amulets.

Cave H — Gives you two coins.

Cave I — Swaps each coin for a diamond, but takes any diamonds you walked into the cave with.

Cave J — Takes all your amulets, bracelets, and coins, and just one diamond "for good luck" — and kicks you out of the hill into the midst of the bandits' camp.



THE AMAZING VIC 20 HOME COMPUTER FOR CHRISTMAS!

FOR ONLY £159.95 (excl. VAT)

Here is one present all the family could use. The VIC 20 is a fully fledged computer that simply plugs into your television receiver.

At an incredibly low price of £159.95, it can help the children with their computer studies, handle business and home budgeting or you can relax and play space invaders or one of the many video games soon to be available. Dealer supplies of the VIC 20 are limited, make sure you're one of the first owners of the VIC 20. Fill in the coupon TODAY or give us a ring on Woking (04862) 63901 or Croydon 01-680 3581.



We will not knowingly be undersold.

DATALECT
COMPUTERS

Showrooms: 7, St. Georges Walk, Croydon, Surrey.
32, Chertsey Rd., Woking, Surrey GU21 5BG

I would like to order the VIC 20 Home Computer. (Quantity)
Please charge my ACCESS/VISA YC
account no: _____

Name _____
Address _____

Post Code _____
DATALECT Computers. (Formerly Petalect).
33/35 Portugal Road, Woking, Surrey GU21 5JE

ZX80

JRS SOFTWARE

19 WAYSIDE AVENUE, WORTHING, SUSSEX, BN13 3JU
TELEPHONE WORTHING 65691 (Evenings and Weekends only)

ZX81




ZX80 - PROGRAMMABLE MOVING DISPLAY (4K-ROM only)

Yes! This really is a **genuine** moving display, **not** another pause routine. If you want moving, flicker free displays *land who doesn't!* then this is the program for you. The secret lies in the ZX80's ability to keep the display on your screen without the need to use all of the time available to it. Normally the ZX80 would be doing nothing during this spare time but the programmable moving display cleverly

interrupts to process your own instructions written in the simple but highly effective JRS numeric code. Great care has been taken so that the processing of your codes can always be interrupted to return to the display routine at the precise microsecond that is required to ensure that your T.V. picture remains completely **rock-steady**.

Normally a true moving display on a ZX80 would take weeks to write and you would need to be an expert at machine-code programming. Now, at last, this program offers you the ability to write your own true moving displays in under an hour with no machine-code experience required whatsoever.

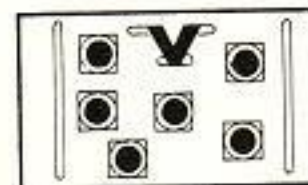
Cassette with 1k, 2k versions and 3 example programs plus FULL documentation £4.95



ZX81 - SLALOM (16K RAM PACK REQD.)

Slalom events always draw great crowds to the ski resorts and the T.V. cameras are never far behind. **Now** the skier on your T.V. screen is directly under your control and his success in negotiating the slalom posts and achieving a fast time relies entirely on your skill with the ZX81 keys.

Listings only £125



ZX81 - BLACK HOLES (16K RAM PACK REQD.)

Your starship is in an unknown galaxy consisting entirely of black holes which continually threaten to swallow you. Your skill at the controls and your ability to look and think many moves ahead is the only thing that stands between you and destruction. How long can you survive!

Listings only £125

SPECIAL OFFER SLALOM and BLACK HOLES together for £2.00.

OVERSEAS CUSTOMERS PLEASE NOTE Payment must be made in Sterling by International Money Order (available at your bank) Please add 50 pence to cover overseas postage.

PROGRAM POWER

MORE NEW PROGRAMS FOR ACORN ATOM

*** Special Offer ***

(*Lower text area)

Deduct £1/cassette when ordering 2 or more

QUALITY SPACE GAMES

- LUNAR LANDER (5K* + 6K gr) — superb version of arcade game incl. long & short range scans. £8.95
- INVADER FORCE (5K* + 6K gr) — 4 invader types, mother ship, sound, hi-score, 6 skill levels. £8.95
- 3D ASTEROIDS (3K* + 2K gr) — Steer through the rolling, hurtling asteroids. Excellent real life graphics. £6.95
- ALIEN MAZE (5K* + 2K gr) — Escape the 3D labyrinth before being eaten. £5.95
- SPACE STORM (4K*) — Survive amid the raging comets & space debris. £4.95
- STAR TREK (5K* fl.pt.) — 8x8 galaxy, starbases, torpedoes etc. £6.95

SPECIALITIES

- MUSIC BOX (5K* + VIA) — Make music with your Atom. Compose tunes or key in old favourites. Hours of enjoyment. £8.95
- OTHELLO (5K* + 2K gr) — trad. board game, 5 levels of skill, many options, superb version, action replay. £5.95
- HI-STATS (5K + 6Kgr. + fl. pt.) — Statistical analysis & graphical rep. of file of input values. £7.95
- DEMON DUNGEON (5K*) — Find the treasure, the way out & escape the demons. £6.95
- SKETCH PAD (3K*) — Draw in black on white & vice versa. Many options incl. choice of gr. modes & save & recover routines. £6.95
- DISASSEMBLER (3K*) — Lists object code & assembler mnemonics. £6.95
- DAMBUSTERS (3K* + 2K gr) — Realistic bombing raids, bouncing bombs etc. £4.95
- ZOMBIES (Real Time) + DEMOVADERS + LASER FIGHT (3K*) £6.95
- LABYRINTH + SLOT RACER (5K* + 6K gr) £6.95
- MINEFIELD + SNAKE + AWARI (2K*) £5.95
- TERRITORY + AZTEC (3K* + 2K gr) £5.95
- EXTRA MEMORY — 2 x 2114 Low power chips £3.75

WRITTEN ANY PROGRAMS? — WE PAY 20% ROYALTIES!

Please add 55p/order P&P + VAT at 15%.

Send see for catalogue.

PROGRAM POWER

5 Wensley Road, Leeds LS7 2LX

Tel: (0532) 683186

"OUTSTANDINGLY USEFUL"

THE ZX81 COMPANION



Bob Maunder

LINSAC

Price £7.95 incl. UK postage
ISBN 0 907211 01 1

THE ZX81 COMPANION was reviewed in the September 1981 issue of the Educational ZX80/81 Users' Group Newsletter as follows:

Bob Maunder's ZX80 Companion was rightly recognised to be one of the best books published on progressive use of Sinclair's first micro. This is likely to gain a similar reputation. In its 130 pages, its author does not go as far as he did before, but his attempt to show meaningful uses of the machine is brilliantly successful.

The book has four sections, with the author exploring in turn interactive graphics (gaming), information retrieval, educational computing, and the ZX81 monitor. In each case the exploration is thoughtfully written, detailed, and illustrated with meaningful programs. The educational section is the same — Bob Maunder is a teacher — and here we find sensible ideas, tips, warnings and programs too. The monitor listing (0000 to 0CB9), while unique, is less fully backed up, and will be of no use to the ZX81 beginner without some knowledge of Z-80 assembly.

To conclude — this book is definitely an outstandingly useful second step for the ZX81 user.

Send cheques for £7.95 to:

LINSAC (YC)

68 BARKER ROAD, LINTHORPE,
MIDDLESBROUGH TS5 5ES

reprints

If you are interested in a particular article/special feature or advertisement in this journal

HAVE A GOOD LOOK AT OUR REPRINT SERVICE!

We offer an excellent, reasonably priced service working to your own specifications to produce a valuable and prestigious addition to your promotional material. (Minimum order 250 copies). Telephone Martin Bloomfield on 01-661 3036 or complete and return the form below.

To: Martin Bloomfield, Your Computer, Reprint Department, Quadrant House, Sutton, Surrey SM2 5AS

I am interested in copies of article/advert.

headed featured in this journal on pages, issue dated

Please send me full details of your reprint service by return of post.

Name

Company

Address

..... Tel. No



ACORN

The Acorn Atom must rank as the best introduction to computing; on the systems side because it allows you painless access to assembler and machine code; on the applications side because of its superb graphics and powerful version of Basic. Based on a 6502 the hardware is easily understood and control of external equipment is facilitated by a readily accessible bus.

NASCOM

The ultimate for hardware and software buffs alike. A totally flexible design based on the widely accepted Nasbus. Unlimited expansion possibilities supported by numerous independent manufacturers. Your number one choice if you want to develop a disc based CPM system suitable for business applications.

PRINTERS

Epson from £345.

MONITORS

Crofton 9" high performance monitors £58.

CHIPS

2114	£1.25	2532	£8.00
4116	£1.25	2516	£4.50
4118	£6.00	6522	£6.00

All prices exclusive of VAT

OFF RECORDS

24a Abbeville Road
London SW4 9NH

Woking 67529
Tel: 01-675 4557
01-674 1205



NOW AVAILABLE TO NON-MEMBERS . . . TANGERINE USERS GROUP SOFTWARE LIBRARY

ASTEROIDS:	M/C. K/P. G. S. C. A superb version of that popular arcade game. FULL graphics. 7K. action packed. HYPER-SPACE CONTROL. FULL LEFT & RIGHT ROTATION. VARIABLE MANOEUVRING SPEEDS. TWO LEVELS OF PLAY. HIGH SCORE INDICATOR	£12.50
SHUTTLE LANDER:	M/C. K/B. G. C. Imagine yourself in the cockpit of NASA's Space Shuttle and this 7K FULL graphic game will keep you going for hours. This is one of the best 'landing simulators' we've seen.	£12.50
DIVE BOMBER:	M/C. K/P. G. C. Another CLASSIC example of what FULL graphics can offer (7K). Be a jump-jet pilot and blast those laser sites if you can. Refuel in flight. Radar guided anti-laser missiles. High level of difficulty.	£12.50
SPACE INVASION:	M/C. K/P. G. S. C. You don't need to be told about this one. FULL graphics and sound (sound & control kit available from Tangerine Computers Ltd.). This 2K program is a must in any library.	£5.00
SPACE FIGHTER:	M/C. & B. G. C. This game is in FULL graphics and requires a simple JOYSTICK or PUSHBUTTON CONTROL. Just get your sights on the marauding alien and blast him. (Connection diagram supplied) 6K.	£6.00
SCRABBLE:	B.K./B. C. You're going to need a dictionary with this one. Some of the oldest games are well proven for family entertainment. Two opposing teams battle it out while Eric keeps watch. TUG-ON-OFF-ON.	£9.00
DEMOLITION:	M/C. K/P. G. Our version of Breakout. For single boards or expanded systems. Ideal family game.	Listing \$4.00 Cassette £6.00
NIM:	M/C. K/P. K/B. G. Our version of the famous matchstick game.	Cassette £4.00
TANTYPE:	B. K/B. C. A comprehensive tutor using the computer as teacher. Eight routines including data storage of exercises.	£10.00
HOME FINANCE:	M/C. K/B. C. This is a comprehensive home accounts package incorporating user defined facilities for files. An Auto-Budgeting facility. Automatic processing of standing orders. Cheque numbering control. Built-in protection against errors. Security protected data. This program calculates and files the monthly balances for ELEVEN accounts, ten of which are user defined. This package comes complete with a comprehensive manual and sample program. Built in modular form for later additions.	£17.00
Pack 1:	M/C. K/P. This pack is an ideal little pack for the single board fans. Non-graphic. Two games, Moto-cross and Re-Action Hangman (with user defined library of words).	Listing \$5.00 Cassette £5.50
Pack 2:	M/C. K/P. MAZE & DRAW. For single board users. Watch the stupid Tanbug find his way out of a user defined maze. DRAW around the screen — patterns or designs.	Listing \$4.00 Cassette £6.00
Pack 3:	M/C. K/B. C. Two utility programs for the expanded systems. TANScribe is a simple text editor, BASIC TRACE monitors the operation of Basic progs., showing them down and printing the line numbers.	£5.00
Pack 4:	M/C. K/B. C. Non-graphic these two. Chase the Aliens round the screen. A very simple and good fun program. Add to that Two's Compliment, which is a real brain teaser logic puzzle. 1K.	£6.00

B = BASIC. M/C = MACHINE CODE. K/P = KEYPAD. K/B = KEYBOARD. G = GRAPHICS. S = SOUND. C = CASSETTE. L = LISTING.
For more details of these programs, give us a 'TUG-RING' sometime. We pay top Brass, for top Class, programs.

Epson Programmer: Designed for the Microtan System, this kit contains powerful software for Automatic Programming. Kit \$21.00. Send S.A.E. for details.

Now available: TUG's own contribution to the Microtan System — High Definition Graphics Board (256 x 256), \$26.00 + V.A.T.

Prices quoted are for Non-Members; Members must deduct 25%. Send S.A.E. for membership details. Or give us a 'TUG-HARD-RING'.

TANGERINE USERS GROUP LTD.

16 Idlesleigh Road, Charminster, Bournemouth, Dorset BH3 7JR (0202) 294393

The Exhibition Which Works For You

MICROSYSTEMS '82

**WEST CENTRE HOTEL,
LONDON
FEBRUARY 24-26, 1982**

Over 6300 quality visitors attended the 1981 show — providing the correct balance of users and specifiers of your products and services. The formula is right — you can make MICROSYSTEMS '82 work for you by reserving your stand space NOW.

Find out how exhibiting at MICROSYSTEMS '82 can work for you by completing and returning the coupon now, to:
Exhibition Manager, MICROSYSTEMS '82, IPC Exhibitions Ltd.,
Surrey House, 1 Throwley Way, Sutton, Surrey SM1 4QQ.

MICROSYSTEMS '82 is sponsored by Computer Weekly, Systems International, Practical Computing, Your Computer, Computer Talk, Office Systems, Data Processing and Microprocessors and Microsystems and organised by IPC Exhibitions Ltd.

Please send details of exhibiting at MICROSYSTEMS '82, to:

Name _____

Position in company _____

Company _____

Address _____

_____ Tel. No. _____

PUT YOUR MICRO TO WORK!



YOUR MACHINE

CONTROL MACHINES, ROBOTS, FACTORY OR HOME

Have you ever wanted your MICRO to control a machine for you, or manage your house? If so, the MDR 'MICROCOMPUTER CONTROL INTERFACE' will give you isolated channels of OUTPUT (8A @ 250 volts) and switch sensing INPUTS.

Available now for connection to PET USER, PORT, RS232 and IEEE488, allowing expansion up to more than 900 channels.

Supplied complete with connecting cables, full data and guarantee from £12.54 per channel. Complete preprogrammed systems or individual components available. Write or phone for details.

M D R (INTERFACES) LTD.
Little Bridge House, Dane Hill,
Nr. Haywards Heath, Sussex RH17 7JD.
Telephone: 0825-790294.

Had enough of games?

The Sinclair ZX81

PROGRAMMING FOR REAL APPLICATIONS

A NEW BOOK BY RANDLE HURLEY
PUBLISHED BY THE MACMILLAN PRESS

Yes, the 16K ZX81 can be used for serious applications. Here is a book that tells you how to make the best use of the 16K ZX81, how to write big, serious programs in BASIC. These programs are all fully described, listed, and documented:

WORD JUGGLER — a word processor with cursor control, delete, edit, reading age calculator and space for 11,000 characters. **SAFE INPUT ROUTINE** to avoid input crashes. **CASH HANDLING SYSTEM.**

PERSONAL FINANCES to look after your accounts — cheques, standing orders, credits, etc. **BANKING**, designed to run a school bank. **RECORD** stores 18,000 pieces of information — more than the number of bytes in RAM! **RANK ORDER** and **EXAM STATISTICS** for analysing school results (DES requirements).

And much, much, more!

£7.35 for 180 pages, including postage and packing

Order from
Liz Digby Firth,
Globe Book Services,
Houndmills,
Basingstoke, Hants.

CASSETTE of all the above programs — saves hours of keying! Requires 16K ZX81 and is useless without the book . . . 30 mins. of data for just £11-£95 including V.A.T. and postage.

CAMBRIDGE LEARNING SELF-INSTRUCTION COURSES

Microcomputers are coming - ride the wave! Learn to program. Millions of jobs are threatened but millions more will be created. Learn BASIC - the language of the small computer and the most easy-to-learn computer language in widespread use. Teach yourself with a course which takes you from complete ignorance step-by-step to real proficiency with a unique style of graded hints. In 60 straightforward lessons you will learn the five essentials of programming: problem definition, flowcharting, coding the program, debugging, clear documentation.



COMPUTER PROGRAMMING IN BASIC £10.50

Book 1 Computers and what they do well; READ, DATA, PRINT, powers, brackets, variable names; LET; errors; coding simple programs.

Book 2 High and low level languages; flowcharting; functions; REM and documentation; INPUT, IF...THEN, GO TO; limitations of computers, problem definition.

Book 3 Compilers and interpreters; loops, FOR...NEXT, RESTORE; debugging; arrays; bubble sorting; TAB.

Book 4 Advanced BASIC, subroutines; string variables; files; complex programming; examples; glossary.

Understand Digital Electronics

Written for the student or enthusiast, this course is packed with information, diagrams and questions designed to lead you step-by-step through number systems and Boolean algebra to memories, counters and simple arithmetic circuits and finally to an understanding of the design and operation of calculators and computers.



DESIGN OF DIGITAL SYSTEMS £14.00

Book 1 Octal, hexadecimal and binary number systems; conversion between number systems; representation of negative numbers; complementary systems.

Book 2 OR and AND functions; logic gates; NOT, exclusive-OR, NAND, NOR and exclusive-NOR functions; multiple input gates; truth tables; De Morgan's Laws; canonical forms; logic conventions, karnaugh mapping; three state and wired logic.

Book 3 Half adders and full adders; subtractors; serial and parallel adders; processors and ALU's; multiplication and division systems.

Book 4 Flip flops; shift registers; asynchronous and synchronous counters; ring, Johnson and exclusive-OR feedback counters; ROMS and RAMS.

Book 5 Structure of calculators; keyboard encoding; decoding display data; register systems; control unit; program ROM; address decoding.

Book 6 CPU; memory organisation; character representation; program storage; address modes; input/output systems; program interrupts; interrupt priorities; programming, assemblers; computers; executive programs; operating systems.

GUARANTEE No risk to you.

If you are not completely satisfied, your money will be refunded upon return of the books in good condition.

CAMBRIDGE LEARNING LIMITED, UNIT 98, RIVERMILL SITE,
FREEPOST, ST. IVES, HUNTINGDON, CAMBS., PE17 4BR, ENGLAND.
TELEPHONE: ST. IVES (0480) 67446

All prices include worldwide postage (airmail is extra - please ask for prepayment invoice). Please allow 28 days for delivery in U.K.

Please send me the following books:-

..... Computer Programming in BASIC @ £10.50

..... Design of Digital Systems @ £14.00

I enclose a *cheque/PO payable to Cambridge Learning Ltd for £..... (*delete where applicable)
Please charge my:

*Access/American Express/Barclaycard/Diners Club Eurocard Visa
Mastercharge/Trustcard

Expiry Date Credit Card No

Signature
Telephone orders from credit card holders accepted on 0480 67446 (AnsaFone).

Overseas customers (incl. Eire) should send a bank draft in sterling drawn on a London bank, or quote credit card number.

Name

Address

Cambridge Learning Limited, Unit 98, Rivermill Site,
FREEPOST, St. Ives, Huntingdon, Cambs. PE17 4BR, England.
(Registered in England, No. 1328762)

COMPEC '81

**GRAND HALL, OLYMPIA, LONDON
NOVEMBER 17-20, 1981**

(Open 10 a.m.-6 p.m. Tuesday-Thursday, 10 a.m.-4.30 p.m. Friday)

STILL THE BIGGEST...

with over 350 exhibitors packing Olympia with computers, terminals, small business systems, peripherals, mini- and micro-computers and services

STILL THE NEWEST...

this year **COMPEC '81** has attracted over 100 completely new exhibitors. These, and the many returning companies, will be showing the very latest innovations in computer services and equipment.

STILL THE FIRST...

to introduce new and exciting features. A new section at **COMPEC '81** will be the "Software Village", specialising exclusively in software products and services.

PLAN YOUR VISIT NOW—


whether you are adding to and improving your existing computer installations or buying in for the first time — a day at **COMPEC '81** is the most time-effective way of making your decision.

Admission to **COMPEC '81** is by business registration and costs £2.00 at the door.

Further information
from:

The Exhibition Manager, Compec '81, IPC Exhibitions Ltd,
Surrey House, 1 Throwley Way, Sutton, Surrey SM1 4QQ, or
telephone 01-643 8040.

VIC-20 Volks Computer. With colour and sound.



£189.95 including vat

**TWICKENHAM
COMPUTER
CENTRE LTD**
01-892 7896
01-891 1612

I WISH TO PAY
BY BARCLAYCARD-TRUSTCARD
PLEASE CHARGE TO MY ACCOUNT.
MY BARCLAYCARD-TRUSTCARD NUMBER IS

VISA

SIGNATURE

NAME _____
BLOCK CAPITALS

ADDRESS _____

72 Heath Road Twickenham Middlesex

SILVERSOFT

personal computer software

ZX81/ 16K 'STARTREK'

16K STARTREK: GRAPHICS,
4-LEVELS OF PLAY, 8x8 GALAXY,
STAR BASES, KLINGONS,
ROMULANS, PHOTON TORPEDOS,
ETC.

GAMES PACK 1: STARWARS,
HAMURABI, GRAPHIC LANDER,
MASTERMIND, MINEFIELD

Prices: £4.95 each cassette; £8.95 for
both

*Further games packs coming soon.
Large S.A.E. for details.
Mail order only.*

SILVERSOFT
40 Empress Avenue
Ilford, Essex
01-518 0877

KEEPING A WEATHER EYE OPEN

The major feature in this month's issue gives details for constructing a receiver to pick up weather pictures from the TIROS-N series of satellites.

The TIROS-N supplies high quality pictures, completely new to Europe, which contain much more detail than has been available before. To coincide with the legalisation of citizens' band radio this month we have an article on the design

and construction of a frequency synthesizer for c.b. transceivers.

Generating frequencies from 27.601250MHz to 27.991250MHz at 10 KHz channel spacing, the frequency synthesizer is an integral part of every piece of modern radio communication equipment — c.b. or otherwise. All this and much more besides in the November issue of:

wireless world

November issue out now — 70p

Electronics · Television · Radio · Audio



Computers for All



72 North Street, Romford, Essex Tel: Romford 60725

For the best in Personal Microcomputing...

Acorn Atom kit 2K RAM + 8K ROM £138.00
Acorn Atom assembled £172.50



THE LARGEST ATOMS ON EARTH!

* All include 6K Video RAM, 12K ROM + P.S.U.

22K RAM £284.70
38K RAM £298.50
70K RAM £330.70
134K RAM £388.20

ATOM RAM EXPANSION BOARDS

Available separately

	Kit	Assembled
16K	£46.00	£57.50
32K	£60.00	£71.50
64K	£92.00	£103.50
128K	£150.00	£161.00

All Acornsoft cassettes £11.50
Games Packs 1-8. Utility Pack 1. Soft VDU. Data Base.
Peeko-Computer. Maths Pack 1 and 2.
Acornsoft Word Pack ROM £29.90
All prices include VAT. Add £2.00 p&tp per order.

Atari 400 16K £345.00
Atari 800 16K £645.00
All Atari accessories available.



* ATARI SOFTWARE

ADVENTURE INT.
Deflection (8K) £12.50
Galactic Trader (32K) £16.50
Ghost Town (adv 9) £16.50
Mission Impossible (adv 3) £16.50
Mountain Shoot (16K) £12.50
Mystery Funhouse (adv 7) £16.50
Pirate Adventure (adv 2) £16.50
Pyramid of Doom (adv 8) £16.50
Savage Island (adv 10) £16.50
Strange Odyssey (adv 10) £16.50
Sunday Golf (16K) £12.50
The Count (adv 5) £16.50
Voodoo Castle (adv 4) £16.50

DATASOFT SOFTWARE Disc
Frazzle £9.95
Maze Encounter £9.95
Night Flyer £24.95
Pornopoly £29.95

DYNACOMP INC.	Cass.	Disc
Alpha Fighter	£14.95	£18.95
Back Gammon 2.0	£14.95	£18.95
Bridge 2.0	£17.95	£21.95
Champ. Othello (16K)	£11.95	£15.95
Crystals	£9.95	£13.95
Flight Simulator	£17.95	£21.95
Form Letter System	—	£21.95
Games Pack 1.	£10.95	£14.95
Games Pack 2.	£10.95	£14.95
Giant Slalem (16K)	£14.95	£18.95
Intruder Alert (16K)	£16.95	£20.95
Mail List 2.2 Management Simulator	£19.95	£23.95
Monarch (16K)	£11.95	£15.95
Moon Probe (16K)	£10.95	£14.95
Nominoes Jigsaw Puzzle	£16.95	£20.95
Personal Finance System	—	£34.95
Poker Party	£17.95	£21.95
Startreck 3.2	£11.95	£15.95
Stud Poker (16K)	£11.95	£15.95
Teachers Pet	£11.95	£15.95
Valdez	£15.95	£19.95

‡ Dealer enquires welcome.
* ALL ATARI SOFTWARE 24K UNLESS STATED

Getting to grips with personal computers?

Then

Practical Computing

is the magazine for you

If you have a computer, whether its a £70 ZX81 or a £7,000 business system, you will find something to interest you in Practical Computing. Just look at the November issue:

- Review of Silicon Office, a suite of programs for the office of the future including Visicalc, Wordpro and a Database manager.
- Pet printers — a survey of the full range of printers which can be used with the Commodore Pet.
- Solve Rubik's Cube! A program in Basic which helps you to solve the world's most popular puzzle.
- Will Comal replace Basic? The designer of the Comal Programming language presents his case.

All this together with our regular advice columns for users of Pet, Apple, Tandy, and Sinclair ZX80/81 computers. From your newsagents now! Or take out a regular subscription by completing the coupon.



To Marketing Department, IPC Electrical-Electronic Press, Quadrant House, The Quadrant, Sutton, Surrey SM2 5AS. Please send me Practical Computing for one year. I enclose Cheque/P.O. for £10 (U.K.) £16 (overseas) made payable to IPC Business Press Ltd.

Name _____
Address _____

YC10

reprints

If you are interested in a particular article/special feature or advertisement in this journal
HAVE A GOOD LOOK AT OUR REPRINT SERVICE!

We offer an excellent, reasonably priced service working to your own specifications to produce a valuable and prestigious addition to your promotional material. (Minimum order 250 copies). Telephone Martin Bloomfield on 01-661 3036 or complete and return the form below.

To: Martin Bloomfield, Your Computer, Reprint Department, Quadrant House, Sutton, Surrey SM2 5AS

I am interested in copies of article/advert. headed featured in this journal on pages, issue dated

Please send me full details of your reprint service by return of post.

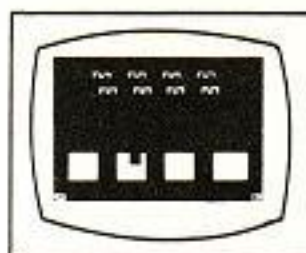
Name
 Company
 Address
 Tel. No

MACRONICS

ZX81

26 Spiers Close
 Knowle, Solihull
 West Midlands
 B93 9ES England

ZX80

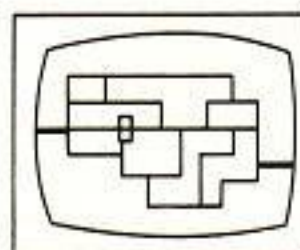


1K Space Intruders £4.00
3K Super Version £5.00

Written in machine code to give fast moving 'Flicker Free' graphics. A superb achievement. Supplied as a listing only. (£1.00 extra if cassette required)

16K High Resolution £4.00 (192x184) graphic pictures

Never before achieved on the ZX. Create your own artwork. Supplied as a listing (£1.00 extra if cassette required) with full screen demonstration picture.



9K Nightmare Park £3.75

A good example of a BASIC program using MACRONICS 'Amazing Active Display' The park of DEATH — can you get through this nightmare. No human has

yet succeeded. Confronted by all sorts of 'Happenings' you'll be taken to your wits end. Supplied on cassette only.

BRAND NEW INTERACTIVE GRAPHICS for the 16K ZX81

- DRAGON MAZE an exciting game of skill £5.95
- PLANETOIDS blast through the asteroids £3.95
- LAP RECORD random circuit car racing £3.95
- SCROLL rolling large text display £2.95

Introductory offer: £12.95 all four listings

HILDERBRAY LTD.

PROFESSIONAL PROGRAMS FOR THE SINCLAIR ZX81 + 16K SOFTWARE DESIGNED FOR HUMANS BY COMPUTER PROFESSIONALS

THE HILDERBRAY PAYROLL £25*

- 1 to 30 employees. Weekly or monthly. No tables needed. Very easy to use.
- Payslips and summaries printed.
- All pay levels and numeric tax codes catered for. All National Insurance contributions (including contracted-out).
- Provision for pre- and post-tax changes for any reason (overtime, bonus, etc.).
- Last-minute changes no problem.
- Will also work backwards! (complete gross and deductions from net pay).
- Possible to go back to manual calculations at any time — you don't depend on your computer!
- Program maintained and updated by Hilderbray Ltd. Training not necessary, but can be arranged.
- Easily used by the non-specialist. Routine payroll quickly handled. Senior managers can process senior staff salaries confidentially.
- Check your own pay!
- Will handle a payroll of five hundred employees (!) with 48K RAM pack!

- The Inland Revenue does not 'approve' computer programs (we did ask). The Hilderbray payroll satisfactorily deals with the 21 testcases of Inland Revenue systems unit note series 6 number 4 annex B.

THE GIBBONS PERSONAL BANKING SYSTEM £15*

- Do you sometimes wonder where all the money goes? Now you can find out!
- Keep your finances under control. Standing orders automatically allowed for.
- Do you wish your bank statements told you what each item was? Now you can print better statements than your bank can!

HILDERBAY CPA (CRITICAL PATH ANALYSIS) £15*

ZX81 implementation of a powerful tool of modern management. Designed for practical use, but also suitable for learning about CPA.

HILDERBAY FINANCIAL PACK 1. £8

VAT: Given a mixture of bills with and without VAT at several rates, prints table of: price, VAT, total, VAT rate. Displays and prints running totals.
 Mortgage: How much longer will your mortgage take to repay if you pay £25 less per month? (The answer may surprise you.) How much must you pay per month to repay in 15 years? How long to repay at £200 per month? How much of your latest payment went towards interest? How much towards the principal? Results given either for UK building society or (different) bank loan.
 Loan: Calculates one of the following in terms of the other three: principal, number of payments, instalment, interest.

HILDERBAY GAMES PACK 1. £8

Gold: A rather difficult adventure. We guarantee that you can get out with all the treasure — but we're not telling you how.
 Pick a Word: An unusual game of skill. Play against the computer. Picking words from the list until one of you gets the same letter three times.

- All programs require 16K RAM pack. All prices include VAT postage and packing. C.O.D. (cash on delivery — pay the postman) orders are accepted for a supplement of £2 per order.
- All programs are supported by Hilderbray Ltd. — we won't abandon you to your fate. Cassettes are produced with great care and are guaranteed.
- Programs are designed for use by people who are not familiar with computers.
- Manuals are available separately for programs marked with (*) (Price £2). Further details available for many programs.
- Programs can be demonstrated (by appointment only).

Software also supplied for: Mainframe Computers, Hewlett-Packard 9845, etc., various microcomputers.

Hilderbray Ltd. is not associated with any other company. Hilderbray software is now sold only by us and our authorised dealers.

HILDERBAY LTD. (Founded 1979)

8/ 10 Parkway, Regents Park, London NW1 7AA
Telephone 01-485 1059 Telex 22870

NASCOM GRAPHICS

VERY HIGH RESOLUTION FOR NASCOM 2
380 × 220 individually addressable points

FEATURES:

- fully bit mapped from dynamic RAM
- software controlled
- software supplied for point-plot, line-draw,
— block-shading and display control
- mixed text and graphics
- real time plotting
- display size variable to suit memory available

Price **£55** + 15% VAT (post free)

EPROM PROGRAMMER

FEATURES:

- programs: 3-rail: 2708, 2716
and single rail: 2758, 2508
2716, 2516
2732, 2532

- EPROM type selected by plug-in modules — 3
modules supplied with simple wiring diagrams for all
EPROM types
- driven from NASCOM 1 or 2 P10
- powered from NASCOM and transformer (supplied)
- software supplied for READ/PROGRAM/VERIFY
- **CAN BE USED WITH OTHER MACHINES WITH
2 PARALLEL PORTS**

Price **£63** + 15% VAT (post free)

Both products built and fully tested supplied with
comprehensive documentation and full instruction for simple
installation. Send SAE for free data sheets

AVAILABLE NOW direct from:

 **systems ltd.**

6 Laleham Ave., Mill Hill, London NW7 3HL
Tel: 01-959 0106



Quality support for; ATOM

..... **ZX80**
ZX81

ZX80 ACTION !

Flicker-free action games for your ZX80,
need only 1K RAM and the original 4K ROM.

Cassette C80A: **BRKOUT - - - - ACK-ACK** £4.00

Cassette C80B: **SHELL GAME - INVADERS** £4.00

The ZX80 Magic Book *WITH 8K ROM/ZX81 SUPPLEMENT*

Games programs, computer music, converting programs
written in other BASICs, improving the picture, RAM
and I/O circuits, and much more. £4.75

Getting Acquainted with your ZX81 £4.95

Mastering Machine Code on your ZX80/81 £5.95

23+23 WAY ZX80/81 EDGE CONNECTOR SOCKET £3.50

23+23 WAY ZX80/81 GOLD PLATED PLUG EXTENSION £3.50

ATOM CASSETTES ; £5 each

CAAA: **BREAKOUT + CUPBALL + 3D MAZE + SIMON 2**

CAAB: **PINBALL + LETTERS + SPACEWAR + DRIVE**

Both tapes need 1K VDU + 5K text RAM

The ATOM Magic Book

A wealth of games and other programs; storing speech
in your ATOM, converting programs written in other
BASICs, tape recording hints, plus many other useful
hardware and software tips. £5.50

16/32K ATOM RAM Boards from **£59.50**

Single Eurocard, can fit inside ATOM's case. Built &
tested. Bare PCB only £23. S.a.e. for details.

ALL PRICES INCLUDE U.K. P&P + VAT WHERE APPLICABLE

TIMEDATA Ltd. 57 Swallowdale, Basildon, Essex

ZX80/ 81 16K RAM PACK

2K RAM Pack	£15.95
4K RAM Pack	£22.95
8K RAM Pack	£34.95
16K RAM Pack	£42.95
ZX Keyboard	£27.95

RAM PACKS. All RAM Packs are supplied built and tested, and simply plug into your
port on the rear of the computer. The 2K and 4K RAM work with the onboard RAM,
example 4K + Onboard = 5K.

KEYBOARD. A full size keyboard for the 80/81. The keyboard has all the 80/81 functions
on the keys, and will greatly increase your programming speed. It is fitted with push type
keys as in larger computers. Also has facilities for four extra buttons which could be used
for on/off switch reset, etc.

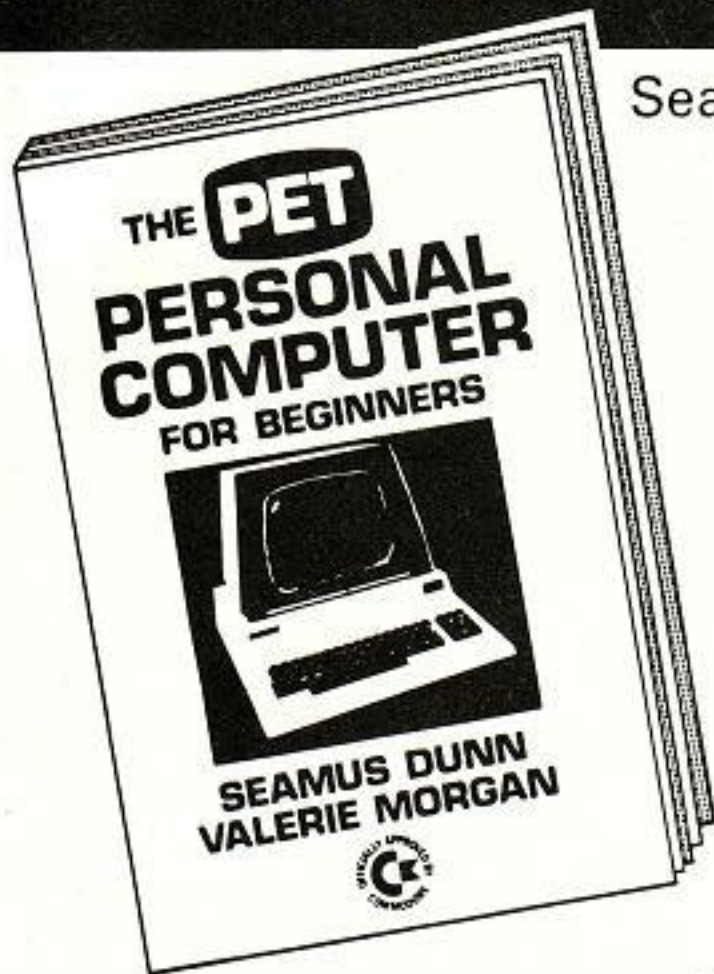
Software at unbeatable prices. 50 programs on one cassette. Invaders, Breakout, Tank
Battle, Torpedo, etc. Also includes Education, Maths, Business. All for 1K RAM. £6.95.

Please add £1.00 p&p for above items.
Specify on Order ZX80/81

dk'tronics

23 Sussex Road, Gorleston, Gt. Yarmouth, Norfolk
Tel: Yarmouth (0493) 602453

NEW books from Prentice-Hall International



Seamus Dunn and Valerie Morgan

THE PET PERSONAL COMPUTER FOR BEGINNERS

Written for beginners with no experience of computers, this complete introduction to the Commodore PET gives a very clear explanation of how to operate the PET and make full use of this versatile machine. Eleven compact, carefully sequenced chapters provide detailed descriptions of the PET's different facilities. Each step required to operate the PET is illustrated with sample programs and screen responses. The book is suitable for all versions of the PET, from the original

2001 to the new 8032 SuperPET.

£7.50 hardback 256 pages 13-661835-9

£4.95 paperback 13-661827-8 October 1981

A Commodore Approved Product



Ramon Zamora, William Scarvie and Bob Albrecht

PET BASIC 1

Creative graphics, open page formats and interesting small programs are among the topics covered in this new handbook.

£13.45 hardback 224 pages 8359-5525-7

£9.70 paperback 8359-5524-9 August 1981

Howard Berenbon

Mostly BASIC: Applications for Your PET

Full chapters are included on real-time applications, educational programs, business investment and home applications.

£7.65 paperback 160 pages 672-21790-2
March 1981

Mac Ogelsby

PET Games and Recreation

The activities in this book range from the simple to complex games of deductive reasoning, games of chance, and word and number games.

£13.45 hardback 248 pages 8359-5530-3

£9.70 paperback 8359-5529-X September 1981

J. Downey and S. Rogers

PET Interfacing

This practical book explains how specialised interfaces can be built and used with the PET. Three types of interfacing are covered: the user port, the memory expansion port, and the IEEE 488 port.

£11.85 paperback 262 pages 672-21795-3
July 1981

Richard Gauthier

Using the UNIX System

A full description of the UNIX System, which was designed for both program development and software applications, is given in this book. Topics discussed include a hierarchical file system, asynchronous processing, over 100 sub-systems and utilities, and languages such as FORTRAN 77, FORTRAN VI, PASCAL, BASIC and C.

£14.20 hardback 298 pages 8359-8164-9
October 1981

Prices are correct at the time of going to press but may be subject to change.

Book Orders:

These books can be ordered from your bookseller or in case of difficulty from Department 30, Prentice-Hall International, 66 Wood Lane End, Hemel Hempstead, Hertfordshire HP2 4RG, England.

Please mark the number of books you wish to order in the boxes beside each title and return the advertisement to the address above with your payment.


Name _____

Address _____

I enclose a cheque/P.O. for £ _____

Please add 55p per book for postage and packing. Payment should be made out to **International Book Distributors**. Please allow 28 days for delivery.

YC11

Prentice Hall  International

ZX81 owners

have you seen

The Cambridge Collection

A book of

30 PROGRAMS

For Only **£4.95**

NO MEMORY EXPANSION NEEDED

Each program has been designed to fit into 1K of RAM

TEACH YOURSELF PROGRAMMING

Comprehensive explanations of each listing will teach you many techniques of ZX81 programming.

HOURS OF AMUSEMENT

With titles such as FORTRESS, BALLOON, and ODD MAN OUT, you could easily become a ZX81 addict. Plus, entirely new implementations of well-known favourites; LUNAR LANDING, MASTER CODE, ORBITAL INVADERS, and many others.

CASSETTE AVAILABLE TOO!

If you order the book you can also buy the programs on a quality cassette for only £4.95 extra.

Please send me:

copies of the book at
£4.95 each

copies of the book and
cassette at **£9.90** pair

Please send your orders
with cheques/PO's to:

Richard Francis, Dept. YC A/S
22 Foxhollow, Barhill,
Cambridge, CB3 8EP.

If you own a ZX80/ 81 then you need the ABACUS CONTROLLER

Developed to eliminate tedious swapping of plugs when LOADING or SAVING programs on cassette.

One switch operation allows selection of TALK, SAVE, CUE and LOAD modes. Using a built-in microphone/speaker to allow fast and reliable program naming and cueing.

Send cheque or P.O. for £12 including p&p to:



ABACUS ELECTRONICS
186 St. Helens Avenue
Swansea, W. Glam.
Tel: (0792) 50282

Can you become a carpenter without a chisel

ZX-81* PROGRAMS ON PAPER

£2.00 each (inclusive)

Z80 MACHINE CODE LOAD

Load your machine code fast.

Features:

- HEX code input.
- Decimal augument input.
- Simple load address input.

Z80 MACHINE CODE EDIT

Debug your machine code fast.

Features:


- 3-byte break point.
- Report the contents of A, F, BC, DE, HL and PC registers at each break point.
- Read/amend machine code.
- Restart machine code routine from the last break point.

Michael Cox Information Services
62 High Road, North Weald, Essex CM16 6BY

* We thank Sinclair Research Ltd. for permission to use their product names. The companies are in no other way related.

ADVERTISEMENT INDEX

A		Michael Cox Information	90
Abacus Electronics	90	Michael Orwin	56
Acorn Computers	91	Micro 80	35
Adda Computers	4	Micro Age	66
A F Software	64	Micro Digital	78
Audio Computing	64	Microsystems	82
		Midwich	38
B		N	
Bug-Byte	51	National ZX-80 and 81 Users'	
Byte Shop	92	(Interface)	70
		Newbear	73
C		O	
Cambridge Collection	90	Oasis Software	60
Cambridge Learning		Off Record	81
Enterprises	81, 83	P	
Chromasonic	59	Petalect	79
Compec	84	Phipps Associates	63
Computer Bits	16	Practical Computing	86
Computer Concept	28	Premier Publications	6
Computer Fair	36	Prentice Hall	89
Computers For All	86	Program Power	80
Comp Shop	7		
Control Technology	66	Q	
D		Quicksilva	35
Data Applications	2	R	
Dataman Designs	56	RD Laboratories	70
Deans Electronics	60	Reprints	81
Diskwise	56	S	
DK Tronics	88	Silica Shop	23
E		Silicon Centre	38
Essential Software	55	Silicon Chip	5
Everyman Computers	28	Silver Soft	85
H		Simon Stevens	63
Harding, A. J. (Molimerx)	44	Sinclair Research 15, 45, 46, 47, 48	48
Hewson Consultants	28	Stroud Litt & Co.	64
Hilderbray	87	T	
I		Tangerine	77
ICL CES	63	Tangerine Users' Group	81
Intelligent Artifacts	66	Team Four	35
IO Systems	88	Tempus	60
J		Texas Instruments	42, 43
JRS Software	80	Timedata	88
L		Twickenham Computer Centre	85
Linsac	80	V	
Lowe Electronics	8, 9	Video Software	38
M		W	
Macronics	87	W H Smith	37
McMillan Press	83	William Stuart Systems	28
MDR Interface	83	Wireless World	85
Melbourne House	10		
Memo Tech	70		



CHOOSE ATOM POWER

At work or play - everything you need in a personal computer

The Atom is a machine to be used. Every day, day after day. It's a full function machine - check the specification against others. It's rugged, easy to operate built to last and features a full-size typewriter keyboard.

Just look at some of the features!

- More hardware support than any other microcomputer
- Superfast BASIC - can be updated to BBC BASIC if required
- High resolution and comprehensive graphics ideal for games programmers and players*
- Integral printer connection*
- Software available for games, education, maths, graphs, business, word processing, etc.
- Other languages: Pascal, FORTH, LISP
- I/O port for control of external devices
- Built-in loudspeaker
- Cassette interface
- Full service/repair facility
- Users club

* Expanded version only

Optional Extras

- Network facility with Econet
- Disk
- PAL UHF colour encoder
- Add-on cards include 32K memory, analogue to digital, viewdata VDU, disk controller, daisywheel printer, plus many, many more!
- Power supply

FREE MANUAL

The Atom's highly acclaimed manual comes free with every Atom and leaves nothing out. In just a while you'll be completely at ease with your new machine! Within hours you'll be writing your own programs.



YOU AND YOUR CHILDREN

More and more schools are buying Atoms. More and more children will learn on an Atom. You can give them that extra familiarity with an Atom in the home.



ACORN COMPUTER
4a Market Hill,
CAMBRIDGE CB2 3NJ

When you order your Atom we will include full details of all software packs and the optional hardware.

To: Acorn Computer Limited, 4A Market Hill, Cambridge CB2 3NJ.

I enclose a cheque/postal order for £.....

Please debit my Access/

Barclaycard No.....

Signature.....

Name (please print).....

Address.....

Telephone Number.....

Registered No. 1403810 VAT No. 215 400 220

Quantity	Item	Item price inc. VAT + P&P	Totals
	Atom Kit 8K ROM + 2K RAM	@ £140.00	
	Atom Assembled 8K ROM + 2K RAM	@ £174.50	
	Atom Assembled 12K ROM + 12K RAM	@ £299.50	
	Power Supply	@ £ 10.20	
		TOTAL	

Computer stores are stocking Atoms - there's a list below, but if you have any problems getting hold of one just fill in the coupon and we'll rush one to you within 28 days. If the machine isn't all you expected, or all we've told you, just return it within 14 days for a full refund.

MOM, Aberdeen 22863. Broadway Elect, Bedford 213639. Owl Computers, Bishops Stortford, 52682. Eltec Services, Bradford 491371. Gamer, Brighton 698424. Electronic Information Systems, Bristol 774564. Cambridge Comp Store, Cambridge 65334. Cardiff Micros, Cardiff 373072. Bellard Elect, Chester 380123. Emprise, Colchester 865926. Silicon Centre, Edinburgh 332 5277. Esco Computing, Glasgow 204 1811. Control Universal, Harlow 31604. Unitron Elect, Haslington. Castle Elect, Hastings 437875. Currys Micro Systems, High Wycombe. Customised Electronics, Leeds 792332. D.A. Computers Leicester 708402. Microdigital, Liverpool 236 0707. Barrie Elect, London 488 3316. Eurocalc London 729 4555. Microage London 959 7119. Sinclair Equip. Int (Export) London 235 9649. Off Records, SW12, 674 1205. Technomatic, NW10 452 1500. NSC Comp Shops, Manchester 832 2269. Customised Electronics, Middlesbrough 247727. Compshop, New Barnet 441 2922. H.C.C.S., Newcastle. 821924. Newcastle Comp Services, Newcastle 615325. Anglia Comp Centre, Norwich 29652. Leasalink Viewdata, Nottingham 396976. R.D.S. Electrical Portsmouth 812478. Computers for All, Romford 751906. Intelligent Artefacts, Royston, Arrington 689. Computer Facilities Scunthorpe. Datron Micro Centre Sheffield 585490. Superior Systems, Sheffield 77824. Q-TEC Systems, Stevenage 65385. 3D Computers, Surbiton (01) 337 4317. Abacus Micro Comp, Tonbridge, Paddock Wood 3861. Northern Comp, Warrington 601683. Compass Design Wigan Standish 426252.



VIC-20

See it here, buy it now
AT YOUR LOCAL
BRANCH TODAY!

Birmingham Byteshop Computerland 94/96 Hurst St, B5 4TD **Tel:** 021 622 7149 **London** Byteshop Computerland 324 Euston Road London W1 **Tel:** 01-387 0505 **Nottingham** Byteshop Computerland 92A Upper Parliament St NG1 6LF **Tel:** 0602 40576 **Manchester** Byteshop Computerland 11 Gateway House Piccadilly Station Approach **Tel:** 061 236 4737 **Glasgow** Byteshop Computerland Magnet House 61 Waterloo St, G2 7BP **Tel:** 041 221 7409

A member of the Comart  Group of Companies.